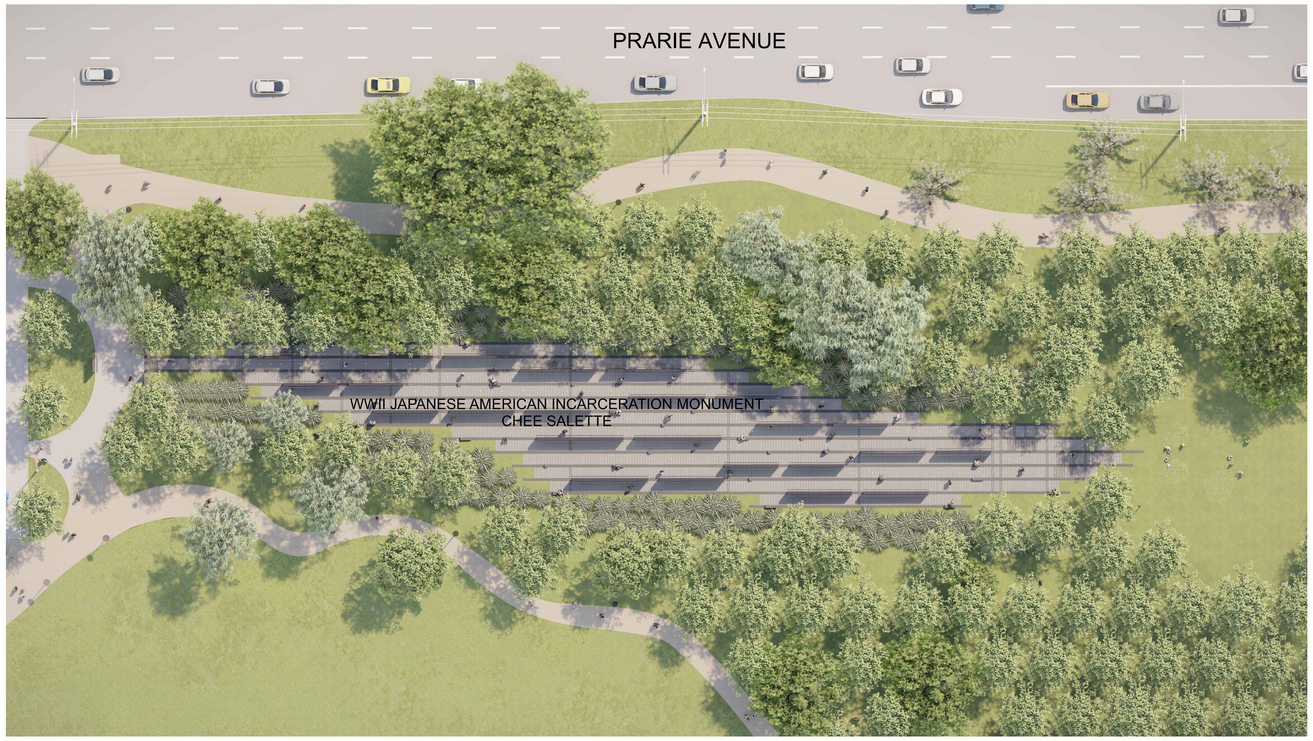

WWII JAPANESE AMERICAN INCARCERATION MONUMENT

4045 190TH STREET, TORRANCE, CA 90504

ISSUE FOR:
BID SET

AERIAL PHOTO



COLUMBIA PARK

BUILDING CODE INFORMATION

BUILDING CODE INFORMATION		
CONSTRUCTION TYPES:	TYPE	
SPRINKLER	NONE	
OCCUPANCY TYPE	OPEN SPACE	
TYPE NUMBER OF STORIES CBC TABLE 504.4	PROPOSED 1 STORY RESTROOM	

PROJECT SUMMARY

MONUMENT FOR THE JAPANESE INCARCERATED DURING WW2.

SCOPE OF WORK IS 2.8 ACRES AT THE CORNER OF PRAIRIE AVENUE AND 190TH STREET.

MONUMENT CONSISTS OF 24 GRANITE WALLS OF VARIOUS LENGTHS WITH INTERNEE NAMES AND 3 GRANITE WALLS SERVING AS INFORMATION PANELS, ALONG WITH GRANITE AND BASALT PAVING WITH TEXT. THE MONUMENT INCLUDES LIGHTING, PERIMETER PLANTING AND TREES. GRADING IS REQUIRED.

WORK INCLUDES A 171 SF NEW RESTROOM FACILITY WITH CANOPY STRUCTURE, REBUILT CONCRETE PATHWAYS, AND THE PARTIAL RESTRIPING OF THE EXISTING PARKING LOT WITH REBUILT CURBS, AND NEW CURBS FOR ADA ACCESS.

APPLICABLE CODES

2022 CALIFORNIA BUILDING CODE

2022 CALIFORNIA PLUMBING CODE
2022 CALIFORNIA MECHANICAL CODE
2022 CALIFORNIA ELECTRICAL CODE
2022 CALIFORNIA GREEN BUILDING STANDARDS CODE
2022 CALIFORNIA ENERGY CODE
2022 CALIFORNIA FIRE CODE
2022 CALIFORNIA GREEN BUILDING CODE

CITY OF TORRANCE MUNICIPAL CODE

ZONING CODE INFO

PROJECT INFO	
PROJECT ADDRESS	4045 190TH STREET, TORRANCE, CA 90504
CURRENT ZONING	OS - OPEN SPACE
CURRENT LAND USE	OPEN SPACE

PROJECT INFO	
LOT AREA	2.8 ACRES
BUILDING AREA	171 SF

PROJECT TEAM

OWNER:
CITY OF TORRANCE
3031 TORRANCE BLVD, TORRANCE, CA 90503

MONUMENT DESIGN, ARCHITECTURE AND LANDSCAPE ARCHITECTURE
CHEE SALETTE
1625 South Central Avenue, Glendale, CA 91204
323-691-6647

LIGHTING DESIGN
OCULUS LIGHT STUDIO
5855 Green Valley Cir #306, Culver City, CA 90230
310-715-8333

CIVIL ENGINEERING
STRUCTURAL ENGINEERING
ELECTRICAL ENGINEERING
PLUMBING ENGINEERING
BREEN DESIGN GROUP
3825 Del Amo Blvd, Torrance, CA 90503
310-464-8404

IRRIGATION DESIGN
SWEENEY AND ASSOCIATES
38730 Sky Canyon Drive, Suite C
Murrieta, CA 92563
951-461-6830

COST ESTIMATING
CUMMING
350 South Grand Avenue, Los Angeles, CA 90071
213-417-2366

GEOTECHNICAL
PARTNER ENGINEERING AND SCIENCE, INC.
2154 Torrance Blvd, Torrance, CA 90501
800-419-4923

STONE CLADDING
CURTAIN WALL DESIGN CONSULTING
3771 W 242nd St #20, Torrance, CA 90505
800-419-4923

N

LEAD CONSULTANT

CHEE SALETTE
ARCHITECT + LANDSCAPE ARCHITECT
1625 SOUTH CENTRAL AVENUE, GLENDALE, CA 91204
TEL : 747 240 6926

SUB CONSULTANT

The ideas and designs represented by this drawing, are prepared by CHEE SALETTE and are for the sole use with the World War II Japanese American Incarceration Monument.

CHEE SALETTE shall retain all common law, statutory and other reserved rights including copyright. The design shall not be used by others for any other purpose.

STAMP

LICENSED ARCHITECT
TINA CHEE
28208
01/30/2027
RENEWAL DATE
STATE OF CALIFORNIA

REGULATORY APPROVALS

DRAWING ISSUANCE

NO.	ISSUE	DATE
1	PROGRESS	01/17/2025
2	100% SCHEMATIC DESIGN	01/31/2025
3	25% DESIGN DEVELOPMENT	02/21/2025
4	75% DESIGN DEVELOPMENT	04/25/2025
5	100% DESIGN DEVELOPMENT	10/09/2025
6	100% DESIGN DEVELOPMENT	11/07/2025
7	PLAN CHECK #01	12/23/2025
8	BID SET	03/22/2026

PROJECT NAME

WWII JAPANESE AMERICAN INCARCERATION MONUMENT
4045 190TH STREET
TORRANCE, CA 90504

TITLE

COVER SHEET

PROJECT
2024-16
SCALE
NTS
DATE

SHEET NUMBER
G0.00

ORIGINAL SIZE: 30"x42"

©CSAO,INC.

Z:\2024-16_WWII_CAMP_WALL\03-DWG\000.00-WWIII_COVER SHEET.DWG - PLOTTED BY CSTOLS 11 ON 3/24/2026

SHEET INDEX - 01 GENERAL

SHEET NUMBER	SHEET NAME	100% SD 01/31/25	25% DD 02/21/25	75% DD 04/25/25	100%DD 10/09/25	100%DD 11/07/25	PLAN CHECK #1	BID SET
G0.00	COVER SHEET				x	x	x	x
G0.01	SHEET INDEX				x	x	x	x
G0.10	ACCESSIBILITY DIAGRAMS						x	x
G0.11	ACCESSIBILITY DIAGRAMS						x	x

SHEET INDEX - 02 ARCHITECTURAL

SHEET NUMBER	SHEET NAME	100% SD 01/31/25	25% DD 02/21/25	75% DD 04/25/25	100%DD 10/09/25	100% DD 11/07/25	PLAN CHECK #1	BID SET
A0.00	EXISTING SURVEY	x	x	x	x	x	x	x
A0.01	DEMO, SOIL EXCAVATION PLAN + EXISTING FIXTURE RELOCATION PLAN	x	x	x	x	x	x	x
A0.02	EXISTING TREE DISPOSITION PLAN	x	x	x	x	x	x	x
A0.03	EXISTING TREE PROTECTION PLAN						x	x
A0.04	EXISTING TREE PROTECTION NOTES						x	x
A0.05	EXISTING TREE REMOVAL PLAN	x	x	x	x	x	x	x
A0.06	MATERIAL PALETTE	X	X	X	X	X	x	x
A0.07	PLANTING PALETTE						x	x
A1.01	VIEWS	x	x	x	x	x	x	x
A1.02	VIEWS	x	x	x	x	x	x	x
A1.10	SITE PLAN	x	x	x	x	x	x	x
A1.20	SITE PLANTING PLAN						x	x
A1.21	SITE TREE PLAN						x	x
A1.30	SITE HYDROZONE PLAN						x	x
A2.00	KEY PLAN	x	x	x	x	x	x	x
A2.01	SITE MATERIAL PLAN	x	x	x	x	x	x	x
A2.02	SITE MATERIAL PLAN	x	x	x	x	x	x	x
A2.03	SITE MATERIAL PLAN	x	x	x	x	x	x	x
A2.04	SITE MATERIAL PLAN	x	x	x	x	x	x	x
A2.05	SITE MATERIAL PLAN	x	x	x	x	x	x	x
A2.11	SITE GEOMETRY PLAN							x
A2.12	SITE GEOMETRY PLAN							x
A2.20	KEY PLAN							x
A2.21	MONUMENT WALL PLAN							x
A2.22	MONUMENT WALL PLAN							x
A2.31	MONUMENT BENCH PLAN							x
A2.32	MONUMENT BENCH PLAN							x
A2.41	SITE LIGHTING PLAN							x
A2.42	SITE LIGHTING PLAN							x
A2.50	PAVING KEY PLAN				x	x	x	x
A2.51	ENLARGED PAVING PLAN				x	x	x	x
A2.52	ENLARGED PAVING PLAN				x	x	x	x
A2.53	ENLARGED PAVING PLAN				x	x	x	x
A2.54	ENLARGED PAVING PLAN				x	x	x	x
A2.55	ENLARGED PAVING PLAN				x	x	x	x
A2.56	ENLARGED PAVING PLAN				x	x	x	x
A2.57	ENLARGED PAVING PLAN				x	x	x	x
A2.58	ENLARGED PAVING PLAN				x	x	x	x
A2.60	PLANTING KEY PLAN							x
A2.61	ENLARGED TREE PLAN							x
A2.62	ENLARGED TREE PLAN							x
A2.63	ENLARGED TREE PLAN							x
A2.64	ENLARGED TREE PLAN							x
A2.65	ENLARGED TREE PLAN							x
A2.66	ENLARGED TREE PLAN							x
A2.71	ENLARGED PLANTING PLAN							x
A2.72	ENLARGED PLANTING PLAN							x
A2.73	ENLARGED PLANTING PLAN							x
A3.00	SITE SECTIONS							x
A4.00	MONUMENT WALL DETAILS							x
A4.01	MONUMENT WALL DETAILS							x
A4.03	MONUMENT WALL GRAPHICS							x
A4.10	MONUMENT GRAPHIC MAP DETAILS					x	x	x
A4.11	METAL DISCS DETAILS					x	x	x
A4.15	MONUMENT BENCH DETAILS						x	x
A4.20	MONUMENT PAVER DETAILS					x	x	x
A5.00	RESTROOM PLAN AND SECTIONS	x	x	x	x	x	x	x
A5.01	RESTROOM INTERIOR ELEVATIONS AND RCP					x	x	x
A5.02	RESTROOM EXTERIOR DETAILS						x	x
A7.00	LANDSCAPE DETAILS - PLANTING						x	x
A7.01	LANDSCAPE DETAILS - HARDSCAPE						x	x
A7.02	LANDSCAPE DETAILS - MISC.						x	x
A8.00	WALL ELEVATIONS-DISPLAY PANEL 1				x	x	x	x
A8.01	WALL ELEVATIONS-DISPLAY PANEL 2				x	x	x	x
A8.05	WALL ELEVATIONS-NON WRA				x	x	x	x
A8.10	WALL ELEVATIONS-TULE LAKE 1				x	x	x	x
A8.11	WALL ELEVATIONS-TULE LAKE 2				x	x	x	x
A8.12	WALL ELEVATIONS-TULE LAKE 3				x	x	x	x
A8.13	WALL ELEVATIONS-TULE LAKE 4				x	x	x	x
A8.14	WALL ELEVATIONS-TULE LAKE 5				x	x	x	X
A8.15	WALL ELEVATIONS-MANZANAR 1				x	x	x	x
A8.16	WALL ELEVATIONS-MANZANAR 2				x	x	x	x
A8.20	WALL ELEVATIONS-MINIDOKA 1				x	x	x	x
A8.21	WALL ELEVATIONS-MINIDOKA 2				x	x	x	x
A8.25	WALL ELEVATIONS-POSTON 1				x	x	x	x
A8.26	WALL ELEVATIONS-POSTON 2				x	x	x	x
A8.27	WALL ELEVATIONS-POSTON 3				x	x	x	x
A8.30	WALL ELEVATIONS-TOPAZ 1				x	x	x	x
A8.31	WALL ELEVATIONS-TOPAZ 2				x	x	x	x
A8.35	WALL ELEVATIONS-GILA RIVER 1				x	x	x	x
A8.36	WALL ELEVATIONS-GILA RIVER 2				x	x	x	x
A8.37	WALL ELEVATIONS-GILA RIVER 3				x	x	x	x
A8.38	WALL ELEVATIONS-GILA RIVER 4				x	x	x	x
A8.40	WALL ELEVATIONS-JEROME 1				x	x	x	x
A8.41	WALL ELEVATIONS-JEROME 2				x	x	x	x
A8.45	WALL ELEVATIONS-AMACHE 1				x	x	x	x
A8.46	WALL ELEVATIONS-AMACHE 2				x	x	x	x
A8.50	WALL ELEVATIONS-HEART MOUNTAIN 1				x	x	x	x
A8.51	WALL ELEVATIONS-HEART MOUNTAIN 2				x	x	x	x
A8.55	WALL ELEVATIONS-ROHWER 1				x	x	x	x
A8.56	WALL ELEVATIONS-ROHWER 2				x	x	x	x

SHEET INDEX - 03 IRRIGATION

SHEET NUMBER	SHEET NAME	100% SD 01/31/25	25% DD 02/21/25	75% DD 04/25/25	100%DD 10/09/25	100%DD 11/07/25	PLAN CHECK #1	BID SET
LI1.00	IRRIGATION EXISTING CONDITIONS						X	X
LI1.01	IRRIGATION PLAN						X	X
LI1.02	IRRIGATION PLAN							X
LI1.03	IRRIGATION PLAN							X
LI2.01	IRRIGATION LEGEND AND NOTES						X	X
LI3.01	IRRIGATION DETAILS						X	X
LI3.02	IRRIGATION DETAILS						X	X

SHEET INDEX - 04 CIVIL

SHEET NUMBER	SHEET NAME	100% SD 01/31/25	25% DD 02/21/25	75% DD 04/25/25	100%DD 10/09/25	100%DD 11/07/25	PLAN CHECK #01	BID SET
C1.0	TITLE SHEET AND DETAILS					x	x	x
C2.0	SITE DEMOLITION PLAN - 1					x	x	x
C2.1	SITE DEMOLITION PLAN - 2					x	x	x
C3.0	FINISH GRADING PLAN - 1	x				x	x	x
C3.1	FINISH GRADING PLAN - 2	x				x	x	x
C4.0	SITE UTILITY PLAN					x	x	x
C5.0	EROSION CONTROL PLAN					x	x	x

SHEET INDEX - 05 STRUCTURAL

SHEET NUMBER	SHEET NAME	100% SD 01/31/25	25% DD 02/21/25	75% DD 04/25/25	100%DD 10/09/25	100%DD 11/07/25	PLAN CHECK #01	BID SET
S0.01	STRUCTURAL GENERAL NOTES					x	x	x
S1.01	STRUCTURAL TYPICAL DETAILS					x	x	x
S2.01	STRUCTURAL PLANS					x	x	x
S3.01	STRUCTURAL DETAILS					x	x	x

SHEET INDEX - 06 ELECTRICAL

SHEET NUMBER	SHEET NAME	100% SD 01/31/25	25% DD 02/21/25	75% DD 04/25/25	100%DD 10/09/25	100%DD 11/07/25	PLAN CHECK #01	BID SET
E0.01	ELECTRICAL GENERAL NOTES, SYMBOLS LEGEND & SHEET INDEX					x	x	x
E0.02	ELECTRICAL SCHEDULES					x	x	x
E1.00	ELECTRICAL SITE PLAN					x	x	x
E1.10	ELECTRICAL SITE LIGHTING PLAN					x	x	x
E2.10	ELECTRICAL RESTROOM FLOOR PLAN					x	x	
E4.01	SINGLE LINE DIAGRAM & PANEL SCHEDULES							x
E4.02	ELECTRICAL PANEL SCHEDULES					x	x	
EN-1	TITLE 24 COMPLIANCE FORMS - SHEET ONE						x	
EN-2	TITLE 24 COMPLIANCE FORMS - SHEET TWO						x	

SHEET INDEX - 07 PLUMBING

SHEET NUMBER	SHEET NAME	100% SD 01/31/25	25% DD 02/21/25	75% DD 04/25/25	100%DD 10/09/25	100%DD 11/07/25	PLAN CHECK #1	BID SET
P0.01	PLUMBING GENERAL NOTES, SYMBOLS LEGEND & SHEET INDEX					x	x	x
P0.02	PLUMBING SCHEDULES & CALCULATIONS					x	x	x
P1.10	PLUMBING REMODELED SITE PLAN					x	x	x
P2.10	PLUMBING RESTROOM FLOOR PLAN					x	x	x
P5.10	PLUMBING DETAILS					x	x	x

LEAD CONSULTANT

CHEE SALETTE
ARCHITECT + LANDSCAPE ARCHITECT
1625 SOUTH CENTRAL AVENUE, GLENDALE, CA 91204
TEL : 747.240.6926

SUB CONSULTANT

The ideas and designs represented by this drawing, are prepared by CHEE SALETTE and are for the sole use with the World War II Japanese American Incarceration Monument.

CHEE SALETTE shall retain all common law, statutory and other reserved rights including copyright. The design shall not be used by others for any other purpose.

STAMP

LICENSED ARCHITECT
TINA CHEE
28208
RENEWAL DATE
STATE OF CALIFORNIA

REGULATORY APPROVALS

DRAWING ISSUANCE

NO.	ISSUE	DATE
1	PROGRESS	01/17/2025
2	100% SCHEMATIC DESIGN	01/31/2025
3	25% DESIGN DEVELOPMENT	02/21/2025
4	75% DESIGN DEVELOPMENT	04/25/2025
5	100% DESIGN DEVELOPMENT	10/09/2025
6	100% DESIGN DEVELOPMENT	11/07/2025
7	PLAN CHECK #01	12/23/2025
8	BID SET	03/22/2026

PROJECT NAME

WWII JAPANESE AMERICAN INCARCERATION MONUMENT
4045 190TH STREET
TORRANCE, CA 90504

TITLE

SHEET INDEX

PROJECT
2024-16

SCALE
NTS

DATE

SHEET NUMBER
G0.01

ORIGINAL SIZE: 30"x42"

©CSAO,INC.

//VOLUMES/PROJECTS/2024-16_WWII CAMP WALL/03-DWG/000.01-WWIM_SHEET INDEX.DWG - PLOTTED BY IMAC 3 ON 3/25/2026

OPENINGS IN FLOOR OR GROUND SURFACES SHALL NOT ALLOW PASSAGE OF A SPHERE MORE THAN 1/2 INCH DIAMETER EXCEPT AS ALLOWED IN SECTIONS 11B-407.4.3, 11B-409.4.3, 11B-410.4, 11B-810.5.3 AND 11B-810.10. ELONGATED OPENINGS SHALL BE PLACED SO THAT THE LONG DIMENSION IS PERPENDICULAR TO THE DOMINANT DIRECTION OF TRAVEL.

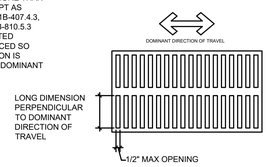

CBC 2022 -FIGURE 11B-302.3

1 OPENINGS IN FLOOR OR GROUND

WHERE CHANGES IN LEVEL ARE PERMITTED IN FLOOR OR GROUND SURFACES, THEY SHALL COMPLY WITH SECTION 11B-303

2 CHANGES IN LEVEL

TURNING SPACE SHALL COMPLY WITH SECTION 11B-304:

1. FLOOR OR GROUND SURFACES OF A TURNING SPACE SHALL COMPLY WITH SECTION 11B-302. CHANGES IN LEVEL, SLOPES EXCEEDING 1:48; AND DETECTABLE WARNINGS SHALL NOT BE PERMITTED.
2. TURNING SPACE SHALL BE PERMITTED TO INCLUDE KNEE AND TOE CLEARANCE COMPLYING WITH SECTION 11B-306.

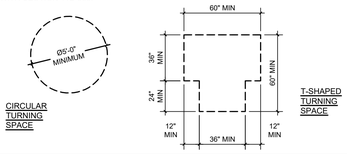

3 TURNING SPACE

POSITION: UNLESS OTHERWISE SPECIFIED, CLEAR FLOOR OR GROUND SPACE SHALL BE POSITIONED FOR EITHER FORWARD OR PARALLEL APPROACH TO AN ELEMENT.

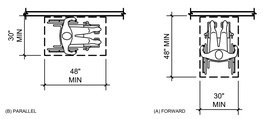

4 CLEAR FLOOR SPACE

MANUEVERING CLEARANCE

WHERE A CLEAR FLOOR OR GROUND SPACE IS LOCATED IN AN ALCOVE OR OTHERWISE CONFINED ON ALL OR PART OF THREE SIDES, ADDITIONAL MANUEVERING CLEARANCE SHALL BE PROVIDED IN ACCORDANCE WITH SECTIONS 11B-305.7.1 AND 11B-305.7.2

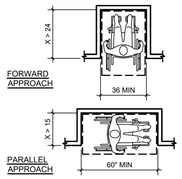

5 MANEUVERING CLEARANCE

KNEE AND TOE CLEARANCE

WHERE SPACE BENEATH AN ELEMENT IS INCLUDED AS PART OF CLEAR FLOOR OR GROUND SPACE OR TURNING SPACE, THE SPACE SHALL COMPLY WITH SECTION 11B-306. ADDITIONAL SPACE SHALL NOT BE PROHIBITED BENEATH AN ELEMENT BUT SHALL NOT BE CONSIDERED AS PART OF THE CLEAR FLOOR OR GROUND SPACE OR TURNING SPACE.

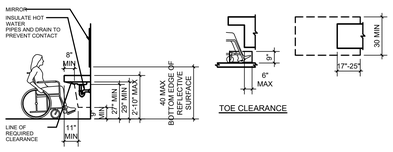

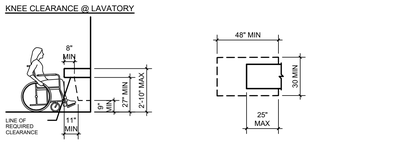

6 KNEE AND TOE CLEARANCE

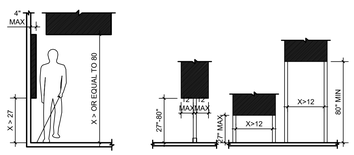

FIGURE 11B-307.2

FIGURE 11B-307.3
POST MOUNTED PROTRUDING OBJECTS

7 PROTRUDING OBJECTS

EDGES AND CORNERS:
WHERE SIGNS OR OTHER OBJECTS ARE MOUNTED ON POSTS OR PYLONS, AND THEIR BOTTOM EDGES ARE LESS THAN 80 INCHES (2032 MM) ABOVE THE FLOOR OR GROUND SURFACE, THE EDGES OF SUCH SIGNS AND OBJECTS SHALL BE ROUNDED OR EASED AND THE CORNERS SHALL HAVE A MINIMUM RADIUS OF 1/8 INCH (3.2 MM).

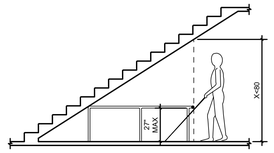

8 VERTICAL CLEARANCE

FORWARD REACH [11B-308.2]

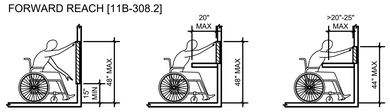

UNOBSTRUCTED FORWARD REACH

OBSTRUCTED HIGH REACH

SIDE REACH [11B-308.3]

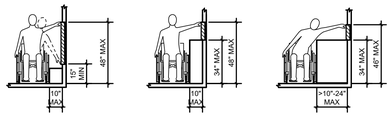

OBSTRUCTED SIDE REACH

OBSTRUCTED HIGH REACH

9 REACH RANGES

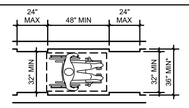

CLEAR WIDTH OF AN ACCESSIBLE ROUTE

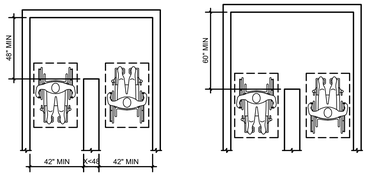

180 DEGREE TURN

180 DEGREE TURN (EXCEPTION)

10 CLEAR WIDTH

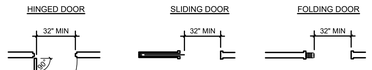

TYPE OF USE		MINIMUM MANEUVERING CLEARANCE	
APPROACH DIRECTION	DOOR OR GATE SIDE	PERPENDICULAR TO DOORWAY	PARALLEL TO DOORWAY (BEYOND LATCH SIDE UNLESS NOTED)
FROM FRONT	PULL	60 INCHES	18 INCHES
FROM FRONT	PUSH	48 INCHES	0 INCHES
FROM HINGE SIDE	PULL	60 INCHES	36 INCHES
FROM HINGE SIDE	PUSH	44 INCHES	22 INCHES
FROM LATCH SIDE	PULL	60 INCHES	24 INCHES
FROM LATCH SIDE	PUSH	44 INCHES	24 INCHES

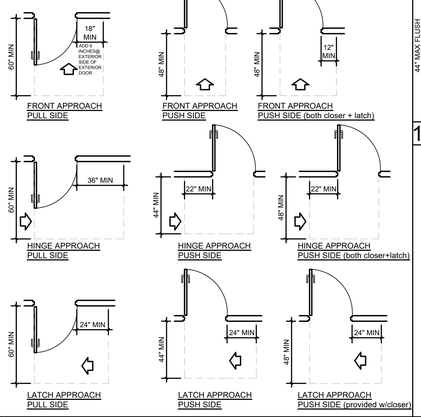

11 MANEUVERING CLEARANCES AT DOORS

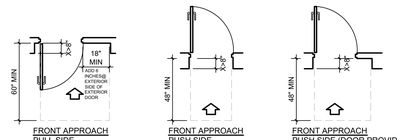

12 RECESSED DOORS

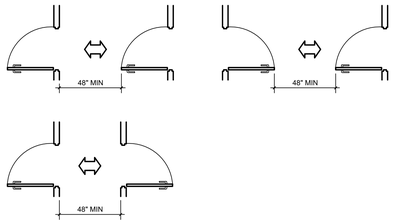

13 DOORS IN SERIES

NOTE:
CLOSER SPEED FROM 90 DEGREES OPEN TO WITHIN 12" OF LATCH IS 5 SECONDS MIN

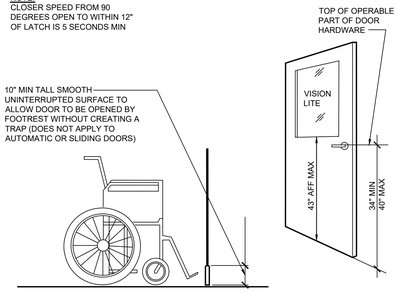

14 DOOR CONSTRUCTION

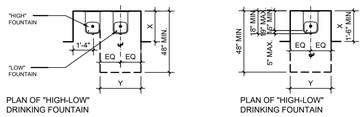

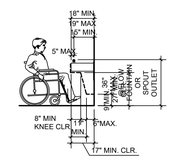

PLAN NOTE:
X= 18" MIN. ALCOVE DEPTH THEN Y=32" MIN. CLR. IF ALCOVE DEPTH (X) IS GREATER THAN 24", THEN ALCOVE WIDTH (Y) MUST BE A MINIMUM OF 36" CLEAR

NOTE:
1. ALL DRINKING FOUNTAINS SHALL BE CONTAINED WITHIN ALCOVES OR COMPLETELY BETWEEN WING WALLS SO AS TO NOT ENCROACH INTO THE PEDESTRIAN WAYS. WING WALLS SHALL PROJECT FROM THE WALL AND REST ON THE FLOOR OR FLOAT NO MORE THAN 6" AFF.
2. THE SPOUT SHALL PROVIDE A FLOW OF WATER 4" HIGH MIN. AND SHALL BE LOCATED 5" MAX. FROM THE FRONT OF THE UNIT. THE ANGLE OF THE WATER STREAM SHALL BE MEASURED HORZ. RELATIVE TO THE FRONT FACE OF THE UNIT. WHERE SPOUTS ARE LOCATED LESS THAN 3" OF THE FRONT OF THE UNIT, THE ANGLE OF THE WATER STREAM SHALL BE 30 DEGREES MAX. WHERE SPOUTS ARE LOCATED 3"-5" MAX FROM THE FRONT OF THE UNIT, THE ANGLE OF THE WATER STREAM SHALL BE 15 DEGREES MAX.

15 DRINKING FOUNTAIN

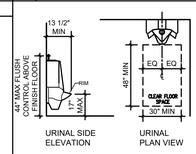

NOTE:
1. URINAL SHALL BE THE STALL TYPE OR THE WALL HUNG TYPE WITH THE RIM 17 INCHES MAX ABOVE THE FINISH FLOOR OT GROUND. URINALS SHALL BE 13-1/2 INCHES DEEP MIN MEASURED FROM THE OUTER FACE OF THE URINAL RIM TO THE BACK OF THE FIXTURE. [11B-605.2]
2. CLEAR FLOOR OR GROUND SPACE COMPLYING WITH SECTION 11B-305 POSITIONED FOR FORWARD APPROACH SHALL BE PROVIDED.
3. FLUSH CONTROLS SHALL BE HAND OPERATED OR AUTOMATIC. HAND OPERATED FLUSH CONTROLS SHALL COMPLY WITH SECTION 11B-309 EXCEPT THAT THE FLUSH CONTROL SHALL BE MOUNTED AT A MAXIMUM OF 44 INCHES ABOVE THE FINISH FLOOR.

16 URINALS

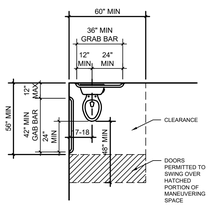

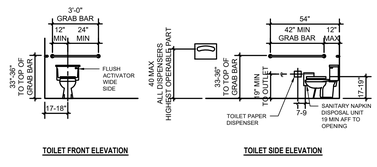

NOTE:
1. THE REQUIRED CLEARANCE AROUND THE WATER CLOSET SHALL BE PERMITTED TO OVERLAP THE WATER CLOSET, ASSOCIATED GRAB BARS, DISPENSERS, SANITARY NAPKIN DISPOSAL UNITS, COAT HOOKS, SHELVES, ACCESSIBLE ROUTES, CLEAR FLOOR SPACE AND CLEARANCES REQUIRED AT OTHER FIXTURES AND THE TURNING SPACE. NO OTHER FIXTURE OR OBSTRUCTIONS SHALL BE LOCATED WITHIN THE REQUIRED WATER CLOSET CLEARANCE [CBC 11B-604.3.2].
2. THE SEAT HEIGHT OF A WATER CLOSET ABOVE THE FINISH FLOOR SHALL BE 17" MIN & 19" MAX. MEASURED TO THE TOP OF THE SEAT. SEATS SHALL NOT BE SPRUNG TO RETURN TO LIFTED POSITION. SEATS SHALL BE 2 INCHES HIGH MAX [CBC 11B-604.4]

17 TOILET CLEARANCES & GRAB BARS

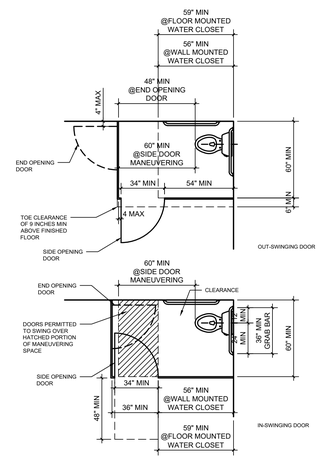

NOTE:
1. DOOR SHALL BE SELF-CLOSING.
2. DOOR PULL COMPLYING WITH SECTION 11B-404.2.7 SHALL BE PLACED ON BOTH SIDES OF THE DOOR NEAR THE LATCH.
3. DOORS SHALL NOT SWING INTO THE CLEAR FLOOR SPACE OR CLEARANCE REQUIRED OF ANY FIXTURE.
4. DOORS MAY SWING INTO THAT PORTION OF MANEUVERING SPACE WHICH DOES NOT OVERLAP THE CLEARANCE REQUIRED AT A WATER CLOSET.
5. AT LEAST ONE SIDE PARTITION SHALL PROVIDE A TOE CLEARANCE OF 9 INCHES MIN ABOVE THE FINISH FLOOR AND 6 INCHES DEEP MINIMUM BEYOND THE COMPARTMENT-SIDE FACE OF THE PARTITION, EXCLUSIVE OF PARTITION SUPPORT MEMBERS. PARTITION COMPONENTS AT TOE CLEARANCES SHALL BE SMOOTH WITHOUT SHARP EDGES OR ABRASIVE SURFACES. EXCEPTION: TOE CLEARANCE AT THE SIDE PARTITION IS NOT REQUIRED IN A COMPARTMENT GREATER THAN 66 INCHES WIDE [11B-604.8.1.4]

18 TOILET CLEARANCES

NO PICTOGRAMS ON UNISEX SIGNAGE

NOTES:
CHARACTERS AND BACKGROUND OF THE SIGN ARE EGGSHELL, MATTE, OR OTHER NON-GLARE FINISH. COLOR AND CONTRAST SHALL BE DIFFERENT FROM COLOR AND CONTRAST OF WALL. TYP. EITHER DARK ON LIGHT OR LIGHT ON DARK [CBC 11B-703.6.1].

19 PICTOGRAMS

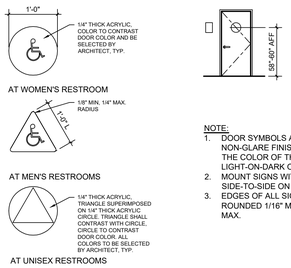

NOTE:
1. DOOR SYMBOLS ARE SOLID COLOR IN NON-GLARE FINISH THAT CONTRASTS TO THE COLOR OF THE DOOR - EITHER LIGHT-ON-DARK OR DARK-ON-LIGHT
2. MOUNT SIGNS WITHIN 1" OF DOOR SIDE-TO-SIDE ON DOOR.
3. EDGES OF ALL SIGNS SHALL BE EASED OR ROUNDED 1/16" MIN OR CHAMFERED AT 1/8" MAX.

20 RESTROOM DOOR SYMBOL

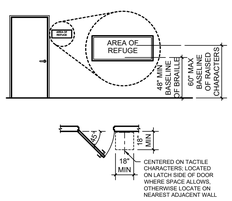

NOTE:
1. LOCATE SIGNS FOR PERMANENT ROOMS AT THE ENTRANCE TO, AND OUTSIDE OF THE ROOM OR SPACE.
2. LOCATE EXIT SIGNS AT THE EXIT DOOR WHEN APPROACHED IN THE DIRECTION OF TRAVEL.
3. AT DOUBLE DOORS WITH ONE ACTIVE LEAF, LOCATE ON INACTIVE LEAF; WITH TWO ACTIVE LEAVES, LOCATE TO THE RIGHT OF THE RIGHT HAND DOOR.

21 HEIGHT AND LOCATION OF TACTILE SIGNS

NOTE:
1. DO NOT NEED A TEXT DESCRIPTION AND DO NOT NEED TO BE RAISED.
2. NON-GLARE FINISH AND CONTRAST TO EACH OTHER (LIGHT ON DARK OR VICE VERSA)

22 SYMBOLS OF ACCESSIBILITY

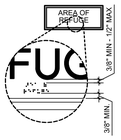

NOTES:
1. POSITION BELOW THE ENTIRE CORRESPONDING TEXT (SINGLE OR MULTILINE) IN A HORIZONTAL FORMAT, FLUSH LEFT OR CENTERED.
2. APPLIES TO THE FOLLOWING SIGNAGE TYPES:
   A. PERMANENT ROOMS AND SPACES
   B. EXIT DOORS
   C. DOORS TO AREAS OF REFUGE
   D. DELAYED EGRESS LOCKS
   E. ASSISTIVE LISTENING SYSTEMS AVAILABILITY

23 POSITION OF BRAILLE

NOTES:
A. DEPTH: 1/32" MIN ABOVE BACKGROUND
B. CASE: UPPERCASE
C. STYLE: SAN SERIF. NOT ITALIC, OBLIQUE, SCRIPT, HIGHLY DECORATIVE, OR OTHER UNUSUAL FORMS.
D. THICKNESS: 15% MAX OF THE HEIGHT OF UPPERCASE LETTER "I"
E. LINE SPACING: BETWEEN BASELINES OF SEPARATE LINES >135% MIN AND 170% MAX OF THE RAISED CHARACTER HEIGHT.
F. FORMAT: HORIZONTAL
G. APPLIES TO THE FOLLOWING SIGNAGE TYPES:
   A. PERMANENT ROOMS AND SPACES
H. EXIT DOORS
I. DOOR TO AREAS OF REFUGE
J. DELAYED EGRESS LOCKS
K. ASSISTIVE LISTENING SYSTEMS AVAILABILITY

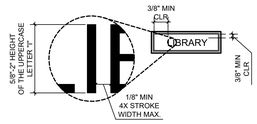

24 RAISED CHARACTERS

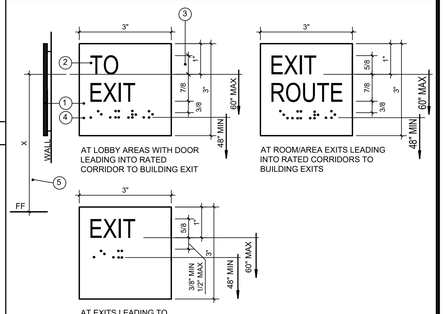

1. EXIT SIGNAGE IDENTIFICATION WITH RAISED LETTERS AND BRAILLE. BRAILLE TO MATCH BACKGROUND FINISH. CHARACTERS, SYMBOLS AND THEIR BACKGROUND SHALL HAVE A NON-GLARE FINISH. CHARACTERS SHALL CONTRAST WITH EITHER LIGHT CHARACTERS ON A DARK BACKGROUND OR DARK CHARACTERS ON A LIGHT BACKGROUND (11B-703.5.1).
2. RAISED CHARACTERS SHALL COMPLY WITH 11B-703.2 AND SHALL BE DUPLICATED IN BRAILLE COMPLYING WITH SECTION 11B-703.3. CHARACTERS DEPTH SHALL BE 1/32" MIN. ABOVE THEIR BACKGROUND. CHARACTERS SHALL BE UPPERCASE. CHARACTERS SHALL BE SAN SERIF. CHARACTER PROPORTIONS: CHARACTERS SHALL BE SELECTED FROM FONTS WHERE THE WIDTH OF THE UPPERCASE LETTER 'O' IS 60 PERCENT MINIMUM AND 110 PERCENT MAXIMUM OF THE HEIGHT OF THE UPPERCASE LETTER 'I'
3. CHARACTER HEIGHT MEASURED VERTICALLY FROM THE BASELINE OF THE CHARACTER SHALL BE 5/8 INCH (15.9 MM) MINIMUM AND 2 INCHES (51 MM) MAXIMUM BASED ON THE HEIGHT OF THE UPPERCASE LETTER "I". STROKE THICKNESS OF THE UPPERCASE LETTER "I" SHALL BE 15 PERCENT MAXIMUM OF THE HEIGHT OF THE CHARACTER.CHARACTER SPACINGS PER 11B-703.2.7. SPACING BETWEEN THE BASELINES OF SEPARATE LINES OF RAISED CHARACTERS WITHIN A MESSAGE SHALL BE 135 PERCENT MINIMUM AND 170 PERCENT MAXIMUM OF THE RAISED CHARACTER HEIGHT.
4. CONTRACTED GRADE 2 BRAILLE SHALL BE USED WHEREVER BRAILLE IS REQUIRED IN OTHER PORTIONS OF THESE STANDARDS. BRAILLE DOTS SHALL HAVE A DOMED OR ROUNDED SHAPE AND SHALL COMPLY WITH TABLE 11B-703.3.1. THE INDICATION OF AN UPPERCASE LETTER OR LETTERS SHALL ONLY BE USED BEFORE THE FIRST WORD OF SENTENCES, PROPER NOUNS AND NAMES, INDIVIDUAL LETTERS OF THE ALPHABET, INITIALS, AND ACRONYMS. BRAILLE SHALL BE POSITIONED BELOW CORRESPONDING TEXT PER 11B-703.3.2
5. WHERE A TACTILE SIGN IS PROVIDED AT A DOOR, THE SIGN SHALL BE LOCATED ALONGSIDE THE DOOR AT THE LATCH SIDE. WHERE A TACTILE SIGN IS PROVIDED AT DOUBLE DOORS WITH ONE ACTIVE LEAF. THE SIGN SHALL BE LOCATED ON THE INACTIVE LEAF. WHERE A TACTILE SIGN IS PROVIDED AT DOUBLE DOORS WITH TWO ACTIVE LEAFS, THE SIGN SHALL BE LOCATED TO THE RIGHT OF THE RIGHT HAND DOOR. WHERE THERE IS NO WALL SPACE AT THE LATCH SIDE OF A SINGLE DOOR OR AT THE RIGHT SIDE OF DOUBLE DOORS, SIGNS SHALL BE LOCATED ON THE NEAREST ADJACENT WALL. SIGNS CONTAINING TACTILE CHARACTERS SHALL BE LOCATED SO THAT A CLEAR FLOOR SPACE OF 18 INCHES (457 MM) MINIMUM BY 18 INCHES (457 MM) MINIMUM, CENTERED ON THE TACTILE CHARACTERS, IS PROVIDED BEYOND THE ARC OF ANY DOOR SWING BETWEEN THE CLOSED POSITION AND 45 DEGREE OPEN POSITION. WHERE PROVIDED, SIGNS IDENTIFYING PERMANENT ROOMS AND SPACES SHALL BE LOCATED AT THE ENTRANCE TO, AND OUTSIDE OF THE ROOM OR SPACE. WHERE PROVIDED, SIGNS IDENTIFYING EXITS SHALL BE LOCATED AT THE EXIT DOOR WHEN APPROACHED IN THE DIRECTION OF EGRESS TRAVEL. HEIGHT FROM FINISH FLOOR OR GROUND: VISUAL CHARACTERS SHALL BE 40 INCHES (1016 MM) MINIMUM ABOVE THE FINISH FLOOR OR GROUND.

25 TACTILE EXIT SIGNAGE

N

LEAD CONSULTANT

CHEE SALETTE
ARCHITECT + LANDSCAPE ARCHITECT
1625 SOUTH CENTRAL AVENUE, GLENDALE, CA 91204
TEL : 747.240.6926

SUB CONSULTANT

The ideas and designs represented by this drawing, are prepared by CHEE SALETTE and are for the sole use with the World War II Japanese American Incarceration Monument.

CHEE SALETTE shall retain all common law, statutory and other reserved rights including copyright. The design shall not be used by others for any other purpose.

STAMP

LICENSED ARCHITECT
TINA CHEE
28208
11/30/2027
RENEWAL DATE
STATE OF CALIFORNIA

REGULATORY APPROVALS

DRAWING ISSUANCE

NO.	ISSUE	DATE
1	PROGRESS	01/17/2025
2	100% SCHEMATIC DESIGN	01/31/2025
3	25% DESIGN DEVELOPMENT	02/21/2025
4	75% DESIGN DEVELOPMENT	04/25/2025
5	100% DESIGN DEVELOPMENT	10/09/2025
6	100% DESIGN DEVELOPMENT	11/07/2025
7	PLAN CHECK #01	12/23/2025
8	BID SET	03/22/2026

PROJECT NAME
WWII JAPANESE AMERICAN INCARCERATION MONUMENT
4045 190TH STREET
TORRANCE, CA 90504

TITLE
ACCESSIBILITY DIAGRAMS

PROJECT
2024-16

SCALE
NTS

DATE

SHEET NUMBER
G0.10

ORIGINAL SIZE: 30"x42"

©CSAO,INC.

Z:\2024-16_WWII CAMP WALL\03-DWG\DGG.10-WWIII_ACCESSIBILITY DIAGRAMS.DWG -- PLOTTED BY CSTCLS 11 ON 3/24/2026

PARKING SPACES GENERAL:
CAR AND VAN SPACES SHALL COMPLY WITH SECTION 11B-502. WHERE PARKING SPACES ARE MARKED WITH LINES, WIDTH MEASUREMENTS OF PARKING SPACES AND ACCESS AISLES SHALL BE MADE FROM THE CENTERLINE OF THE MARKINGS [11B-502.1].

VEHICLE SPACES:
CAR AND VAN SPACES SHALL BE 216 INCHES LONG MINIMYM. CAR PARKING SPACES SHALL BE 108 INCHES WIDE MINIMUM AND VAN PARKING SPACES SHALL BE 144 INCHES WIDE MINIMUM, SHALL BE MARKED TO DEFINE THE WIDTH, AND SHALL HAVE AN ADJACENT ACCESS AISLE COMPLYING WITH SECTION 11B-502.3.

EXCEPTION: VAN PARKING SPACES SHALL BE PERMITTED TO BE 108 INCHES WIDE MINIMUM WHERE THE ACCESS AISLE IS 96 INCHES WIDE MINIMUM.

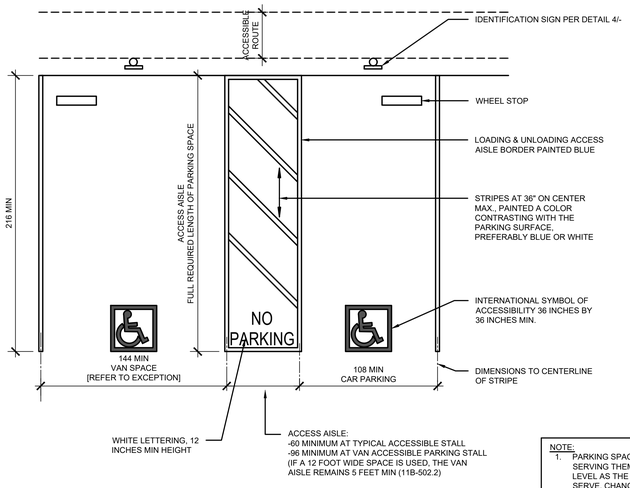

NOTE:
1. PARKING SPACES AND ACCESS AISLES SERVING THEM SHALL BE AT THE SAME LEVEL AS THE PARKING SPACES THEY SERVE. CHANGES IN LEVEL, SLOPES EXCEEDING 1:48 AND DETECTABLE WARNINGS SHALL NOT BE PERMITTED.
2. PARKING SPACES AND ACCESS AISLES SERVING THEM SHALL PROVIDE A VERTICAL CLEARANCE OF 98" MINIMUM.

VEHICLE PARKING [11B-502.2]
(A) PERPENDICULAR PARKING

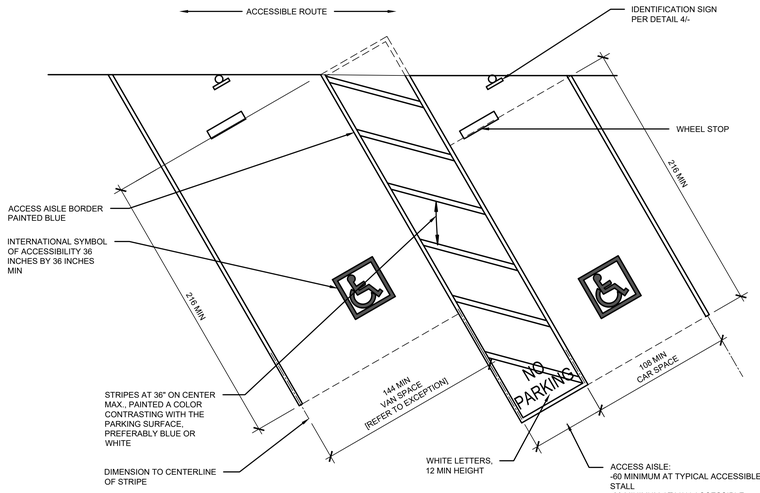

VEHICLE PARKING [11B-502.2]
(B) ANGLED PARKING

ACCESS AISLE:
ACCESS AISLES SERVING PARKING SPACES SHALL COMPLY WITH SECTION 11B-502.3. ACCESS AISLES SHALL ADJOIN ACCESSIBLE ROUTE. TWO PARKING SPACES OR ONE PARKING SPACE AND ONE ELECTRIC VEHICLE CHARGING SPACE SHALL BE PERMITTED TO SHARE A COMMON ACCESS AISLE [11B-502.3].

ACCESS AISLES SHALL NOT OVERLAP THE VEHICULAR WAY. ACCESS AISLES SHALL BE PERMITTED TO BE PLACED ON WITHER SIDE OF THE PARKING SPACE EXCEPT FOR VAN PARKING SPACES WHICH SHALL HAVE ACCESS AISLES LOCATED ON THE PASSENGER SIDE OF THE PARKING SPACES.

1 PARKING SPACES & ACCESS AISLES

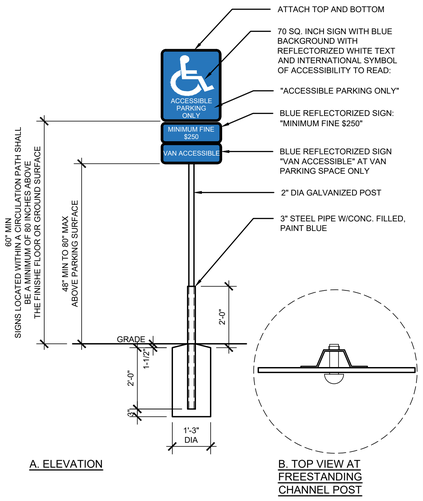

4 PARKING SPACES & ACCESS AISLES

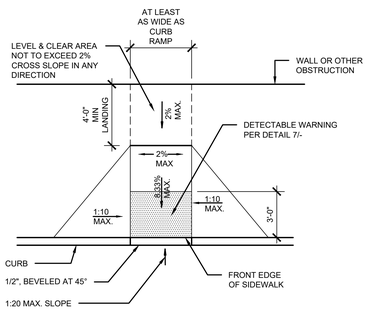

5 PERPENDICULAR CURB RAMPS

NOTES:

1. A PARALLEL CURB RAMP CAN BE PROVIDED WITH ONE SLOPING SEGMENT OR TWO OPPOSING SLOPING SEGMENTS.
2. THE RUNNING SLOPE OF THE CURB RAMP SEGMENTS SHALL BE IN LINE WITH THE DIRECTION OF SIDEWALK TRAVEL. RAMP RUNS SHALL HAVE A RUNNING SLOPE NOT STEEPER THAN 1:12.
3. TURNING SPACE 48 INCHES MIN BY 48 INCHES MIN SHALL BE PROVIDED AT THE BOTTOM OF THE CURB RAMP. THE SLOPE OF THE TURNING SPACE SHALL BE 1:48 MAX

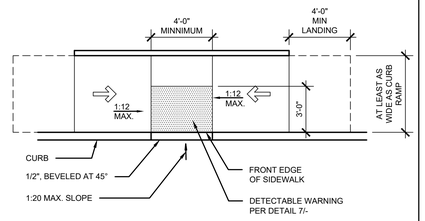

6 PARALLEL CURB RAMPS

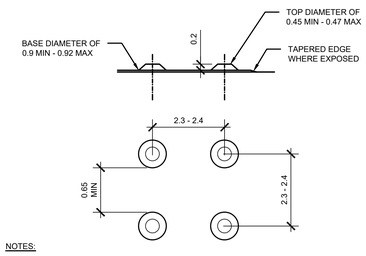

NOTES:

DETECTABLE WARNING SURFACES SHALL:

1. BE YELLOW AND APPROXIMATE 33538 OF SAE AMS-STD-595A
2. PROVIDE A 70 PERCENT MINIMUM VISUAL CONTRAST WITH ADJACENT WALKING SURFACE.
3. SHALL DIFFER FROM ADJOINING SURFACES IN RESILIENCY OR SOUND-ON-CANE CONTACT.

7 DETECTABLE WARNINGS

WHITE INTERNATIONAL SYMBOL OF A WHEELCHAIR ON A BLUE BACKGROUND

NOTE: PARKING SPACE IDENTIFICATION SIGNS SHALL BE 36 INCHES WIDE BY 36 INCHES HIGH. THE CENTERLINE OF THE INTERNATIONAL SYMBOL OF ACCESSIBILITY SHALL BE A MAXIMUM OF 6 INCHES FROM THE CENTERLINE OF THE PARKING SPACE, ITS SIDES PARALLEL TO THE LENGTH OF THE PARKING SPACE AND ITS LOWER CORNER AT, OR LOWER SIDE ALIGNED WITH, THE END OF THE PARKING SPACE LENGTH [11B-502.6.4.1]

2 IDENTIFICATION

THE SIGN SHALL NOT BE LESS THAN 17" x 22" IN SIZE WITH LETTERING NOT LESS THAN 1-INCH IN HEIGHT. WHICH CLEARLY AND CONSPICUOUSLY STATES THE FOLLOWING:

UNAUTHORIZED VEHICLES PARKED IN DESIGNATED ACCESSIBLE SPACES NOT DISPLAYING DISTINGUISHING PLACARDS OR SPECIAL LICENSE PLATES ISSUED FOR PERSONS WITH DISABILITIES WILL BE TOWED AWAY AT THE OWNER'S EXPENSE. TOWED VEHICLES MAY BE RECLAIMED AT

(INSERT HERE TOWING SERVICE NAME AND ADDRESS)

OR BY TELEPHONING

(INSERT HERE TOWING SERVICE TELEPHONE NUMBER)

NOTE: A SIGN SHALL BE POSTED IN A CONSPICUOUS PLACE, AT EACH ENTRANCE TO OFF-STREET PARKING FACILITIES, OR IMMEDIATELY ADJACENT TO AND VISIBLE FROM EACH STALL OR SPACE

3 ACCESSIBLE PARKING SIGN AT ENTRY

LEAD CONSULTANT

CHEE SALETTE
ARCHITECT + LANDSCAPE ARCHITECT
1625 SOUTH CENTRAL AVENUE, GLENDALE, CA 91204
TEL : 747.240.6926

SUB CONSULTANT

The ideas and designs represented by this drawing, are prepared by CHEE SALETTE and are for the sole use with the World War II Japanese American Incarceration Monument.

CHEE SALETTE shall retain all common law, statutory and other reserved rights including copyright. The design shall not be used by others for any other purpose.

STAMP

REGULATORY APPROVALS

DRAWING ISSUANCE

NO.	ISSUE	DATE
1	PROGRESS	01/17/2025
2	100% SCHEMATIC DESIGN	01/31/2025
3	25% DESIGN DEVELOPMENT	02/21/2025
4	75% DESIGN DEVELOPMENT	04/25/2025
5	100% DESIGN DEVELOPMENT	10/09/2025
6	100% DESIGN DEVELOPMENT	11/07/2025
7	PLAN CHECK #01	12/23/2025
8	BID SET	03/22/2026

PROJECT NAME

WWII JAPANESE AMERICAN INCARCERATION MONUMENT
4045 190TH STREET
TORRANCE, CA 90504

TITLE

ACCESSIBILITY DIAGRAMS

PROJECT
2024-16

SCALE
NTS

DATE

SHEET NUMBER
G0.11

ORIGINAL SIZE: 30"x42"

©CSAO,INC.

Z:\2024-16_WWII CAMP WALL\03-DWG\000.11-WWIM_ACCESSIBILITY DIAGRAMS.DWG -- PLOTTED BY CSTCLS 11 ON 3/24/2026

LEAD CONSULTANT

CHEE SALETTE
ARCHITECT + LANDSCAPE ARCHITECT
1625 SOUTH CENTRAL AVENUE, GLENDALE, CA 91204
TEL : 747.240.6926

SUB CONSULTANT

The ideas and designs represented by this drawing, are prepared by CHEE SALETTE and are for the sole use with the World War II Japanese American Incarceration Monument.

CHEE SALETTE shall retain all common law, statutory and other reserved rights including copyright. The design shall not be used by others for any other purpose.

STAMP

LICENSED ARCHITECT
TINA CHEE
28208
RENEWAL DATE
STATE OF CALIFORNIA

REGULATORY APPROVALS

DRAWING ISSUANCE

NO.	ISSUE	DATE
1	PROGRESS	01/17/2025
2	100% SCHEMATIC DESIGN	01/31/2025
3	25% DESIGN DEVELOPMENT	02/21/2025
4	75% DESIGN DEVELOPMENT	04/25/2025
5	100% DESIGN DEVELOPMENT	10/09/2025
6	100% DESIGN DEVELOPMENT	11/07/2025
7	PLAN CHECK #01	12/23/2025
8	BID SET	03/22/2026

PROJECT NAME

WWII JAPANESE AMERICAN INCARCERATION MONUMENT

4045 190TH STREET
TORRANCE, CA 90504

TITLE

SITE SURVEY

PROJECT
2024-16

SCALE
1/32" = 1'-0"

DATE

SHEET NUMBER
A0.00

ORIGINAL SIZE: 30"x42"

©CSAO,INC.

Z:\2024-16_WWII CAMP WALL\03-DWG\A0.00-WWIIM_SURVEY-1_32.DWG - PLOTTED BY CSTOLS 11 ON 3/24/2026

DEMO PLAN LEGEND

- EXISTING CONCRETE TO DEMO
- EXISTING SOIL TO EXCAVATE
- SOIL TO RELOCATE
- EXISTING CURB TO DEMO
- EXISTING BOLLARD TO DEMO
- SCOPE OF WORK

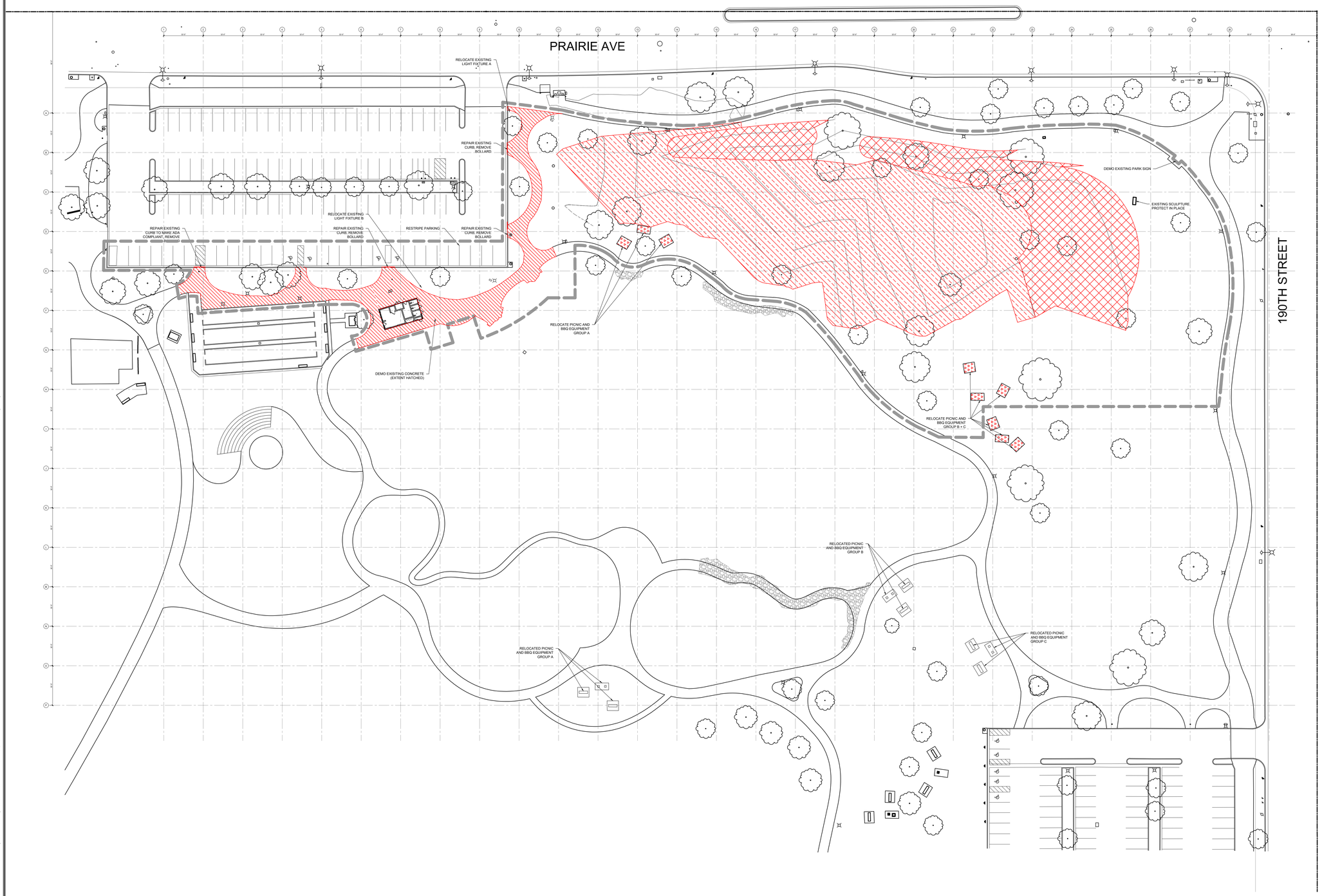

LEAD CONSULTANT

CHEE SALETTE
ARCHITECT + LANDSCAPE ARCHITECT
1625 SOUTH CENTRAL AVENUE, GLENDALE, CA 91204
TEL : 747.240.6926

SUB CONSULTANT

The ideas and designs represented by this drawing, are prepared by CHEE SALETTE and are for the sole use with the World War II Japanese American Incarceration Monument.

CHEE SALETTE shall retain all common law, statutory and other reserved rights including copyright. The design shall not be used by others for any other purpose.

STAMP

LICENSED ARCHITECT
TINA CHEE
28208
12/30/2027
RENEWAL DATE
STATE OF CALIFORNIA

REGULATORY APPROVALS

DRAWING ISSUANCE

NO.	ISSUE	DATE
1	PROGRESS	01/17/2025
2	100% SCHEMATIC DESIGN	01/31/2025
3	25% DESIGN DEVELOPMENT	02/21/2025
4	75% DESIGN DEVELOPMENT	04/25/2025
5	100% DESIGN DEVELOPMENT	10/09/2025
6	100% DESIGN DEVELOPMENT	11/07/2025
7	PLAN CHECK #01	12/23/2025
8	BID SET	03/22/2026

PROJECT NAME

WWII JAPANESE AMERICAN INCARCERATION MONUMENT

4045 190TH STREET
TORRANCE, CA 90504

TITLE

DEMO, SOIL EXCAVATION + EXISTING FIXTURE RELOCATION PLAN

PROJECT
2024-16

SCALE
1/32" = 1'-0"

DATE

SHEET NUMBER

A0.01

ORIGINAL SIZE: 30"x42"

©CSAO,INC.

Z:\2024-16_WWII CAMP WALL\03-DWG\A0.01-WWIII_DEMO, SOIL EXCAVATION + EXTG FIXTURE RELOCATION PLAN-1_32.DWG - PLOTTED BY CSTOLS 11 ON 3/24/2026

TREE INVENTORY LEGEND

INVENTORIED TREE

INVENTORIED TREE CANOPY

Date: 04/25/25
Prepared by: S. McAllaster,
ISA Certified Arborist
Reviewed by: Cy Carlberg, RCA #405

Carlberg ASSOCIATES
Horticulturists and Registered Consulting ARBORISTS

TREE LOCATION EXHIBIT

COLUMBIA PARK - WORLD WAR II MEMORIAL
4045 190th STREET, TORRANCE, CA 90504

PREPARED FOR: CHEE SALETTE
1625 S. CENTRAL AVENUE, GLENDALE, CA 91204

www.cycarlberg.com | Date: 04.25.25 | By: S. McAllaster

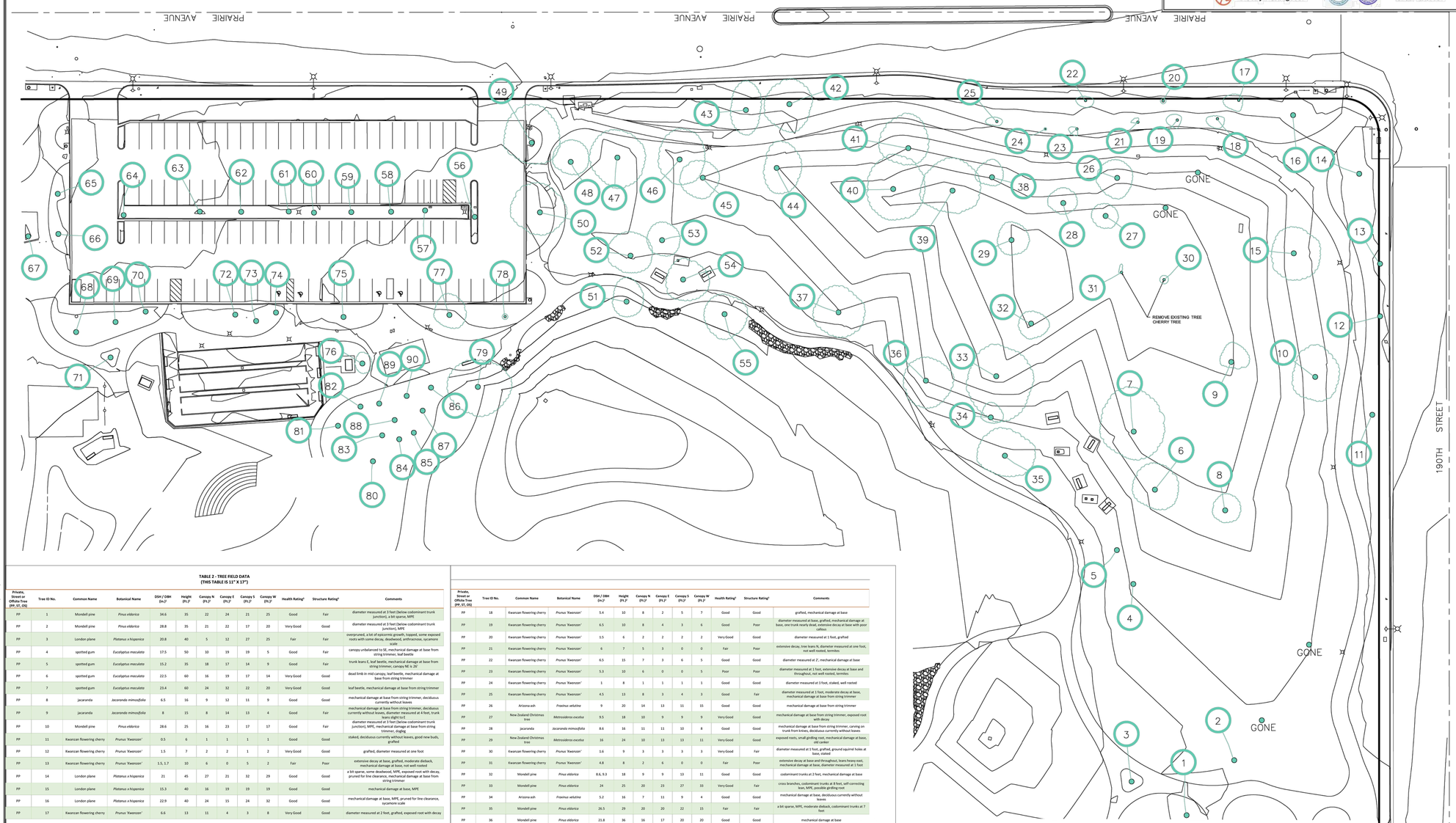

TABLE 2 - TREE FIELD DATA
(THIS TABLE IS 11" X 17")

Private, Street or Offsite Tree (PP, ST, OS)	Tree ID No.	Common Name	Botanical Name	DSH / DBH (in.)[1]	Height (ft.)[2]	Canopy N (ft.)[3]	Canopy E (ft.)[3]	Canopy S (ft.)[3]	Canopy W (ft.)[3]	Health Rating[4]	Structure Rating[5]	Comments
PP	1	Mondell pine	*Pinus eldarica*	34.6	35	22	24	21	25	Good	Fair	diameter measured at 5 feet (below codominant trunk junction), a bit sparse, MPE
PP	2	Mondell pine	*Pinus eldarica*	28.8	35	21	22	17	20	Very Good	Good	diameter measured at 3 feet (below codominant trunk junction), MPE
PP	3	London plane	*Platanus x hispanica*	20.8	40	5	12	27	25	Fair	Fair	overpruned, a lot of epicormic growth, topped, some exposed roots with some decay, deadwood, anthracnose, sycamore scale
PP	4	spotted gum	*Eucalyptus maculata*	17.5	50	10	19	19	5	Good	Fair	canopy unbalanced to SE, mechanical damage at base from string trimmer, leaf beetle
PP	5	spotted gum	*Eucalyptus maculata*	15.2	35	18	17	14	9	Good	Fair	trunk leans E, leaf beetle, mechanical damage at base from string trimmer, canopy NE is 20'
PP	6	spotted gum	*Eucalyptus maculata*	22.5	60	16	19	17	14	Very Good	Good	dead limb in mid canopy, leaf beetle, mechanical damage at base from string trimmer
PP	7	spotted gum	*Eucalyptus maculata*	23.4	60	24	32	22	20	Very Good	Good	leaf beetle, mechanical damage at base from string trimmer
PP	8	jacaranda	*Jacaranda mimosifolia*	6.5	16	9	12	11	9	Good	Good	mechanical damage at base from string trimmer, deciduous currently without leaves
PP	9	jacaranda	*Jacaranda mimosifolia*	8	15	8	14	13	4	Good	Fair	mechanical damage at base from string trimmer, deciduous currently without leaves, diameter measured at 4 feet, trunk leans slight to E
PP	10	Mondell pine	*Pinus eldarica*	28.6	25	16	23	17	17	Good	Fair	diameter measured at 3 feet (below codominant trunk junction), MPE, mechanical damage at base from string trimmer, digging
PP	11	Kwanzan flowering cherry	*Prunus 'Kwanzan'*	0.5	6	1	1	1	1	Good	Good	staked, deciduous currently without leaves, good new buds, grafted
PP	12	Kwanzan flowering cherry	*Prunus 'Kwanzan'*	1.5	7	2	2	1	2	Very Good	Good	grafted, diameter measured at one foot
PP	13	Kwanzan flowering cherry	*Prunus 'Kwanzan'*	1.5, 1.7	10	6	0	5	2	Fair	Poor	extensive decay at base, grafted, moderate dieback, mechanical damage at base, not well rooted
PP	14	London plane	*Platanus x hispanica*	21	45	27	21	32	29	Good	Good	a bit sparse, some deadwood, MPE, exposed root with decay, pruned for line clearance, mechanical damage at base from string trimmer
PP	15	London plane	*Platanus x hispanica*	15.3	40	16	19	19	19	Good	Good	mechanical damage at base, MPE
PP	16	London plane	*Platanus x hispanica*	22.9	40	24	15	24	32	Good	Good	mechanical damage at base, MPE, pruned for line clearance, sycamore scale
PP	17	Kwanzan flowering cherry	*Prunus 'Kwanzan'*	6.6	13	11	4	3	8	Very Good	Good	diameter measured at 2 feet, grafted, exposed root with decay
PP	18	Kwanzan flowering cherry	*Prunus 'Kwanzan'*	5.4	10	8	2	5	7	Good	Good	grafted, mechanical damage at base
PP	19	Kwanzan flowering cherry	*Prunus 'Kwanzan'*	6.5	10	8	4	3	6	Good	Poor	diameter measured at base, grafted, mechanical damage at base, one trunk nearly dead, extensive decay at base with poor callous
PP	20	Kwanzan flowering cherry	*Prunus 'Kwanzan'*	1.5	6	2	2	2	2	Very Good	Good	diameter measured at 1 foot, grafted
PP	21	Kwanzan flowering cherry	*Prunus 'Kwanzan'*	6	7	5	3	0	0	Fair	Poor	extensive decay, tree leans N, diameter measured at one foot, not well rooted, termites
PP	22	Kwanzan flowering cherry	*Prunus 'Kwanzan'*	6.5	15	7	3	6	5	Good	Good	diameter measured at 2', mechanical damage at base
PP	23	Kwanzan flowering cherry	*Prunus 'Kwanzan'*	5.3	10	6	0	0	5	Poor	Poor	diameter measured at 1 foot, extensive decay at base and throughout, not well rooted, termites
PP	24	Kwanzan flowering cherry	*Prunus 'Kwanzan'*	1	8	1	1	1	1	Good	Good	diameter measured at 5 foot, staked, well rooted
PP	25	Kwanzan flowering cherry	*Prunus 'Kwanzan'*	4.5	13	8	3	4	3	Good	Fair	diameter measured at 1 foot, moderate decay at base, mechanical damage at base from string trimmer
PP	26	Arizona ash	*Fraxinus velutina*	9	20	14	13	11	15	Good	Good	mechanical damage at base from string trimmer
PP	27	New Zealand Christmas tree	*Metrosideros excelsa*	9.5	18	10	9	9	9	Very Good	Good	mechanical damage at base from string trimmer, exposed root with decay
PP	28	jacaranda	*Jacaranda mimosifolia*	8.6	16	11	11	10	8	Good	Good	mechanical damage at base from string trimmer, carving on trunk from knives, deciduous currently without leaves
PP	29	New Zealand Christmas tree	*Metrosideros excelsa*	16	24	10	13	13	11	Very Good	Good	exposed roots, small girdling root, mechanical damage at base, old canker
PP	30	Kwanzan flowering cherry	*Prunus 'Kwanzan'*	1.6	9	3	3	3	3	Very Good	Fair	diameter measured at 1 foot, grafted, ground squirrel holes at base, staked
PP	31	Kwanzan flowering cherry	*Prunus 'Kwanzan'*	4.8	8	2	6	0	0	Fair	Poor	extensive decay at base and throughout, leans heavy east, mechanical damage at base, diameter measured at 1 foot
PP	32	Mondell pine	*Pinus eldarica*	8.6, 9.3	18	9	9	13	11	Good	Good	codominant trunks at 2 feet, mechanical damage at base
PP	33	Mondell pine	*Pinus eldarica*	24	25	20	23	27	33	Very Good	Fair	cross branches, codominant trunks at 8 feet, self-correcting lean, MPE, possible girdling root
PP	34	Arizona ash	*Fraxinus velutina*	5.2	16	7	11	9	4	Good	Good	mechanical damage at base, deciduous currently without leaves
PP	35	Mondell pine	*Pinus eldarica*	26.5	29	20	20	22	15	Fair	Fair	a bit sparse, MPE, moderate dieback, codominant trunks at 7 feet
PP	36	Mondell pine	*Pinus eldarica*	23.8	36	16	17	20	20	Good	Good	mechanical damage at base
PP	37	London plane	*Platanus x hispanica*	21	50	18	19	19	18	Good	Good	anthracnose, sycamore scale, minor decay at base
PP	38	New Zealand Christmas tree	*Metrosideros excelsa*	9.1	17	12	13	8	6	Very Good	Fair	mechanical damage at base from string trimmer, exposed root with decay, girdling root
PP	39	lemon-scented gum	*Eucalyptus citriodora*	24.3	80	23	23	20	16	Very Good	Very Good	mechanical damage at base, great tree
PP	40	Mondell pine	*Pinus eldarica*	26	25	18	25	23	22	Very Good	Good	codominant trunks at 8 feet
PP	41	lemon-scented gum	*Eucalyptus citriodora*	16.8	55	21	25	14	12	Very Good	Good	mechanical damage at base from string trimmer, tree has slight lean to N
PP	42	Mondell pine	*Pinus eldarica*	35	46	18	18	16	20	Fair	Fair	moderate dieback, diameter measured at 2 feet, pruned for line clearance, mechanical damage at base, communication lines going through canopy
PP	43	Mondell pine	*Pinus eldarica*	29.5	34	11	21	11	18	Fair	Fair	large trunks cut/removed, diameter measured at 4 feet, mechanical damage at base from string trimmer
PP	44	Mondell pine	*Pinus eldarica*	28	40	9	19	18	18	Poor	Poor	in decline, diameter measured at 2.5 feet, codominant trunks, very little live canopy, this tree should be removed
PP	45	Mondell pine	*Pinus eldarica*	21	32	16	12	12	15	Fair	Fair	moderate dieback, sparse, MPE
PP	46	Mondell pine	*Pinus eldarica*	26.3	37	15	22	18	18	Fair	Fair	diameter measured at 3 feet, moderate dieback, codominant trunks
PP	47	Mondell pine	*Pinus eldarica*	29.3	31	20	20	20	22	Good	Fair	MPE, minor dieback, mechanical damage at base, girdling root, diameter measured at 2 feet, exudation
PP	48	lemon-scented gum	*Eucalyptus citriodora*	12	52	13	16	13	9	Very Good	Fair	large mechanical damage at base with good callous, small hanger in canopy, large tear in upper canopy, dotted parapsine
PP	49	Mondell pine	*Pinus eldarica*	32.3	27	20	27	20	15	Very Good	Good	adjacent asphalt uplift, diameter measured at 2.5, codominant trunks, some exposed roots
PP	50	lemon-scented gum	*Eucalyptus citriodora*	25.3	80	21	21	19	16	Very Good	Good	mechanical damage at base from string trimmer, likely has a girdling root (flat side on NW side)
PP	51	silver dollar gum	*Eucalyptus polyanthemos*	16.5	34	10	17	12	11	Good	Fair	moderate mechanical damage at base with good callous, trunk leans N, moderate dieback
PP	52	Arizona ash	*Fraxinus velutina*	10	21	16	17	16	12	Good	Fair	likely has a girdling root, mechanical damage at base from string trimmer, deciduous currently without leaves
PP	53	Arizona ash	*Fraxinus velutina*	9.5	24	11	13	13	11	Good	Good	deciduous currently without leaves, exposed root, mechanical damage at base
PP	54	silver dollar gum	*Eucalyptus polyanthemos*	26.3	60	12	15	19	15	Very Good	Good	MPE
PP	55	silver dollar gum	*Eucalyptus polyanthemos*	21.8	48	15	14	17	18	Very Good	Good	history of breakage, MPE, small girdling root
PP	56	lemon-scented gum	*Eucalyptus citriodora*	25.4	65	21	18	21	22	Very Good	Good	adjacent asphalt uplift, in parking lot cutout
PP	57	spotted gum	*Eucalyptus maculata*	11.6	30	9	10	14	9	Good	Fair	decay at old cuts, a bit sparse, mechanical damage at base, multiple dodges
PP	58	Brisbane box	*Lophostemon confertus*	4.9	15	6	6	5	5	Good	Poor	extensive mechanical damage at base with decay and poor callous, leans N
PP	59	Brisbane box	*Lophostemon confertus*	7	21	5	5	6	7	Very Good	Good	mechanical damage at base from string trimmer, small hanger in canopy
PP	60	spotted gum	*Eucalyptus maculata*	14	55	15	13	12	12	Very Good	Good	mechanical damage at base from string trimmer, history of breakage
PP	61	spotted gum	*Eucalyptus maculata*	14.7	35	25	16	5	21	Good	Good	mechanical damage at base from string trimmer, MPE, exudation, multiple dodges
PP	62	lemon-scented gum	*Eucalyptus citriodora*	11.4	60	6	10	7	9	Very Good	Good	mechanical damage at base from string trimmer
PP	63	spotted gum	*Eucalyptus maculata*	22.3	64	18	20	26	25	Very Good	Very Good	mechanical damage at base from string trimmer, active common raven nest in canopy (incubating as of 4.17.2025) MPE, great tree
PP	64	spotted gum	*Eucalyptus maculata*	14.9	50	17	17	9	12	Very Good	Good	mechanical damage at base from string trimmer, adjacent to light pole
PP	65	Mondell pine	*Pinus eldarica*	22	26	14	27	19	11	Good	Good	diameter measured at 2.5 feet, bark beetle
PP	66	spotted gum	*Eucalyptus maculata*	26.9	48	20	22	22	21	Very Good	Good	mechanical damage at base from string trimmer
PP	67	juniper sp.	*Juniper sp.*	3.2, 7.1	14	8	10	4	0	Very Good	Good	hedge adjacent to trunk
PP	68	lemon-scented gum	*Eucalyptus citriodora*	26.7	75	17	15	22	15	Very Good	Good	mechanical damage at base from string trimmer, exposed root with decay
PP	69	Mondell pine	*Pinus eldarica*	16.5, 11.5	27	12	12	12	17	16	Good	Fair	mechanical damage at base from string trimmer, bark beetle
PP	70	red ironbark	*Eucalyptus sideroxylon*	21	35	13	18	14	13	Very Good	Good	mechanical damage at base from string trimmer, bark beetle
PP	71	Arizona ash	*Fraxinus velutina*	8.8	16	10	6	10	11	Good	Good	deciduous currently without leaves, possible girdling or circling root
PP	72	red ironbark	*Eucalyptus sideroxylon*	15.7	50	16	16	10	13	Good	Good	MPE
PP	73	red ironbark	*Eucalyptus sideroxylon*	21.5	44	8	13	8	18	Very Good	Fair	girdling root, trunk leans, unbalanced, MPE
PP	74	red ironbark	*Eucalyptus sideroxylon*	25	55	24	20	20	22	Very Good	Good	adjacent asphalt and sidewalk uplift, exposed roots with decay, MPE
PP	75	spotted gum	*Eucalyptus maculata*	14.7	45	14	27	12	0	Good	Fair	leans N, mechanical damage at base from string trimmer
PP	76	cork oak	*Quercus suber*	7	15	5	8	7	7	Good	Fair	likely root issue on east site, no basal trunk flare, sprinklers at base
PP	77	Arizona ash	*Fraxinus velutina*	10.3	28	11	15	12	9	Good	Good	deciduous currently without leaves, history of breakage, mechanical damage at base from string trimmer
PP	78	cork oak	*Quercus suber*	1.5	8	2	2	2	2	Good	Good	staked, well rooted
PP	79	London plane	*Platanus x hispanica*	21.5	65	22	19	24	21	Good	Good	great root flare
PP	80	London plane	*Platanus x hispanica*	16.7	45	16	9	14	15	Fair	Fair	broken tap, sparse, moderate dieback
PP	81	pink cloud flowering cherry	*Prunus serrulata 'Pink Cloud'*	1	6	2	2	2	2	Good	Good	new planting, staked, diameter measured at base
PP	82	pink cloud flowering cherry	*Prunus serrulata 'Pink Cloud'*	1.5	6	2	2	2	2	Good	Good	new planting, staked, diameter measured at base
PP	83	Kwanzan flowering cherry	*Prunus 'Kwanzan'*	0.5	6	1	1	1	1	Good	Good	new planting, staked, diameter measured at base
PP	84	Kwanzan flowering cherry	*Prunus 'Kwanzan'*	1	6	1	1	1	1	Fair	Poor	new planting, staked, diameter measured at base, tree is dry, not well rooted
PP	85	pink cloud flowering cherry	*Prunus serrulata 'Pink Cloud'*	1	6	1	1	1	1	Good	Good	new planting, staked, diameter measured at base
PP	86	Kwanzan flowering cherry	*Prunus 'Kwanzan'*	1	6	2	2	2	2	Fair	Fair	new planting, staked, diameter measured at base, not well rooted, mechanical damage at base
PP	87	pink cloud flowering cherry	*Prunus serrulata 'Pink Cloud'*	1	6	2	2	2	2	Good	Good	new planting, staked, diameter measured at base
PP	88	pink cloud flowering cherry	*Prunus serrulata 'Pink Cloud'*	1	6	1	1	1	1	Good	Good	new planting, staked, diameter measured at base
PP	89	pink cloud flowering cherry	*Prunus serrulata 'Pink Cloud'*	0.75	6	2	2	2	2	Good	Good	new planting, staked, diameter measured at base
PP	90	pink cloud flowering cherry	*Prunus serrulata 'Pink Cloud'*	1	6	1	1	1	1	Good	Good	new planting, staked, diameter measured at base

LEAD CONSULTANT

CHEE SALETTE
ARCHITECT + LANDSCAPE ARCHITECT
1625 SOUTH CENTRAL AVENUE, GLENDALE, CA 91204
TEL : 747.240.6926

SUB CONSULTANT

The ideas and designs represented by this drawing, are prepared by CHEE SALETTE and are for the sole use with the World War II Japanese American Incarceration Monument.

CHEE SALETTE shall retain all common law, statutory and other reserved rights including copyright. The design shall not be used by others for any other purpose.

STAMP

LICENSED ARCHITECT
TINA CHEE
28208
6/30/2027
RENEWAL DATE
STATE OF CALIFORNIA

REGULATORY APPROVALS

DRAWING ISSUANCE

NO.	ISSUE	DATE
1	PROGRESS	01/17/2025
2	100% SCHEMATIC DESIGN	01/31/2025
3	25% DESIGN DEVELOPMENT	02/21/2025
4	75% DESIGN DEVELOPMENT	04/25/2025
5	100% DESIGN DEVELOPMENT	10/09/2025
6	100% DESIGN DEVELOPMENT	11/07/2025
7	PLAN CHECK #01	12/23/2025
8	BID SET	03/22/2026

PROJECT NAME

WWII JAPANESE AMERICAN INCARCERATION MONUMENT
4045 190TH STREET
TORRANCE, CA 90504

TITLE

EXISTING TREE DISPOSITION PLAN

PROJECT
2024-16

SCALE
1/32" = 1'-0"

DATE

SHEET NUMBER
A0.02

ORIGINAL SIZE: 30"x42"

©CSAO,INC.

X:\2024-16_WWII CAMP WALL\03-DWGS\A0.02-WWIII_EXISTING TREE DISPOSITION PLAN-1_32.DWG - PLOTTED BY CSTOLS 11 ON 3/24/2026

SHEET 1

Carlberg ASSOCIATES
Horticulturists and Registered Consulting ARBORISTS

TREE IMPACT EXHIBIT & PROTECTION PLAN

COLUMBIA PARK - WORLD WAR II MEMORIAL
4045 190th STREET, TORRANCE, CA 90504

PREPARED FOR: CHEE SALETTE
1625 S. CENTRAL AVENUE, GLENDALE, CA 91204

www.cycarlberg.com Date: 05.20.25 By: S. McAllaster

TREE INVENTORIED LEGEND

- INVENTORIED TREE
- INVENTORIED TREE CANOPY
- TREE TO BE REMOVED
- TREE PROTECTION FENCING

Date: 05/20/25
Prepared by: S. McAllaster,
ISA Certified Arborist
Reviewed by: Cy Carlberg, RCA #405

LEAD CONSULTANT

CHEE SALETTE
ARCHITECT + LANDSCAPE ARCHITECT
1625 SOUTH CENTRAL AVENUE, GLENDALE, CA 91204
TEL : 747.240.6926

SUB CONSULTANT

The ideas and designs represented by this drawing, are prepared by CHEE SALETTE and are for the sole use with the World War II Japanese American Incarceration Monument.

CHEE SALETTE shall retain all common law, statutory and other reserved rights including copyright. The design shall not be used by others for any other purpose.

STAMP

LICENSED ARCHITECT
TINA CHEE
28208
6/30/2027
RENEWAL DATE
STATE OF CALIFORNIA

REGULATORY APPROVALS

DRAWING ISSUANCE

NO.	ISSUE	DATE
1	PROGRESS	01/17/2025
2	100% SCHEMATIC DESIGN	01/31/2025
3	25% DESIGN DEVELOPMENT	02/21/2025
4	75% DESIGN DEVELOPMENT	04/25/2025
5	100% DESIGN DEVELOPMENT	10/09/2025
6	100% DESIGN DEVELOPMENT	11/07/2025
7	PLAN CHECK #01	12/23/2025
8	BID SET	03/22/2026

PROJECT NAME

WWII JAPANESE AMERICAN INCARCERATION MONUMENT
4045 190TH STREET
TORRANCE, CA 90504

TITLE

EXISTING TREE PROTECTION PLAN

PROJECT
2024-16

SCALE
1/32" = 1'-0"

DATE

SHEET NUMBER
A0.03

ORIGINAL SIZE: 30"x42"

©CSAO,INC.

Z:\2024-16_WWII CAMP WALL\03-DWG\A0.03-WWIM_EXISTING TREE PROTECTION PLAN-1_32.DWG -- PLOTTED BY CSTCLS 11 ON 3/24/2026

SHEET 2

Carlberg Associates
Horticulturists and Registered Consulting Arborists

TREE IMPACT EXHIBIT & PROTECTION PLAN

COLUMBIA PARK - WORLD WAR II MEMORIAL
4045 190th STREET, TORRANCE, CA 90504

PREPARED FOR: CHEE SALETTE
1625 S. CENTRAL AVENUE, GLENDALE, CA 91204

www.cycarlberg.com Date: 05.20.25 By: S. McAllaster

Tree Protection Notes:

Tree Protection Zone Definition and Notes

1. Unless otherwise defined by the project's jurisdictional entity (City Of Torrance), the Tree Protection Zone (TPZ) is defined here as the outer edge of the tree canopy (or dripline) plus five feet, or 15 feet from the trunk, whichever is greater. This is intended to provide both canopy and root protection.

2. Tree roots are generally located in the top 12 - 36 inches of the soil surface and can extend to a distance exceeding the tree's height and/or width.

3. In general, and depending on the type of tree, large structural roots (defined here as those greater than 2 inches in diameter) usually extend about three to five feet from the trunk before they turn downward or branch off into smaller roots.

4. If damaged, cut, scuffed, or torn, structural roots can become infected with root disease that may result in wood decay or death of tissue in the trunk, roots, or root collar. With time, dieback related to cambium death may reach the lateral and upper branches of the tree.

5. In addition to structural roots, trees typically have thousands of smaller feeder/absorptive roots in the upper layers of soil that absorb water and nutrients and provide for gas exchange. Absorbing roots of the tree can sustain damage during construction from lack of water, soil compaction, cutting, tearing, or scraping.

Pruning

1. Pruning may require a permit. It is incumbent on the Applicant or Developer to contact the appropriate agencies for pruning permits, pay necessary application & permit fees, etc.
2. To maintain tree integrity, pruning shall be monitored by the Project Arborist.
3. Pruning should be in accordance with the most recent editions of the International Society of Arboriculture Best Management Practices
4. Pruning of oaks should be limited to the removal of dead wood and the correction of potentially hazardous conditions, as evaluated by the Project Arborist. Excessive pruning is harmful to oaks and many other trees. Removal or reduction of major structural limbs should be done only as required for actual building clearance or safety, and only at the recommendation of the Project Arborist. If limbs must be removed, cuts should be made perpendicular to the branch, to limit the size of the cut face. The branch bark collar should be preserved (i.e. no "flush cuts"), and cuts should be made in such a way as to prevent the tearing of bark from the tree.
5. Pruning of trees other than oaks should be limited to the removal or reduction of major structural limbs and should be done only as required for actual building clearance or safety, and only at the recommendation of the Project Arborist. If limbs must be removed, cuts should be made perpendicular to the branch, to limit the size of the cut face. The branch bark collar should be preserved (i.e. no "flush cuts"), and cuts should be made in such a way as to prevent the tearing of bark from the tree.

Inspections

1. Inspection of Protective Fencing - The Project Arborist shall inspect the tree protection fencing prior to demolition, grubbing, grading, or construction. City staff may also inspect fencing to verify placement and approval of materials prior to the commencement of demolition, grading, or construction.
2. Pre-construction meeting - City staff may require an on-site pre-construction meeting with the contractor and or applicant to discuss tree protection with the site supervisor, grading equipment contractors, and demolition crew. The Project Arborist shall be present at that meeting.
3. Inspection during rough grading - City staff my require inspection to ensure protected trees will not be injured by compaction, cut or fill, drainage and trenching activities.
4. Special Activity in the Tree Protection Zone - The Project Arborist shall provide direct on-site supervision of work in the tree protection zone, as they deem appropriate, or as directed in the project's tree permit and/conditions of approval.
5. Periodic Inspections - City staff may require inspections verifying adherence to tree protection measures during the on-going construction process. Allow a minimum of 48-72 hours for scheduling inspections.
6. The Project Arborist shall report discrepancies or deficiencies in Tree Protection to the site superintendent / Applicant for corrective action. If corrective actions are not taken in a reasonable time frame, the Project Arborist may notify City staff for enforcement action.
7. Final inspection shall occur after all work is completed for the project, including landscape installments.

Tree Protection Guidelines

The following guidelines are intended to minimize damage to the canopies and root systems of trees to remain in the project area (regardless of protected or non-protected status from ordinance or code restrictions).

1. Construction activity shall be diverted from the Tree Protection Zone, as practical to the space and as permitted for encroachments.
2. A Project Arborist shall be retained by the Applicant / Developer to monitor the trees and inspect the tree protection measures during development activities. The Project Arborist shall monitor all work that must be performed in the Tree Protection Zone. The Project Arborist should be experienced in construction monitoring and shall be an ISA Certified Arborist and/or an ASCA Registered Consulting Arborist®.
3. Some encroachments into the Tree Protection Zone may be unavoidable. Encroachments may only be allowed by permit. It is incumbent on the Applicant to apply for and obtain the necessary tree removal and/or encroachment permits from the appropriate jurisdiction. Copies of the removal/encroachment permit (where necessary) shall be maintained onsite with a copy of this plan.
4. Protective chain-link fencing, at least five feet in height, with an access gate of minimal width, shall be installed at the limits of the Tree Protection Zone (or as drawn on the Tree Protection Plan) and approved in place by the Project Arborist prior to commencement of any demolition, grubbing, grading or construction. This pertains to both public trees (parkway trees, etc.), where applicable, and private trees.
5. When chain link fencing cannot be placed to the limits of the Tree Protection Zone due to approved encroachments, the Project Arborist may require that orange snow fencing be placed at the limits of the Tree Protection Zone as a temporary protection measure until the encroachment work is performed. This will be determined at a pre-demo/pre-construction job site meeting with the contractor and/or applicant.
6. Non-protected trees should be protected with a minimum of orange snow fencing at the limits of work.
7. The Tree Protection Zone should be sufficiently irrigated with clean potable water to keep the tree in good health and vigor before, during, and after construction. This may include occasional deep-watering treatments. Installation of layers of sandbags or other material to create a watering well, or berm, may be necessary. The Project Arborist will recommend this activity, if necessary.
8. No construction staging or disposal of construction materials or byproducts, including but not limited to, paint, plaster, or chemical solutions is allowed in the Tree Protection Zone.
9. The Tree Protection Zone shall not be subjected to flooding or runoff incidental to the construction work.
10. Unless otherwise stated in the project's conditions of approval and/or the tree encroachment permit, all work conducted in the ground within the Tree Protection Zone should be accomplished with hand tools or other small equipment that is approved by the Project Arborist.
11. Permitted / approved trenches in the Tree Protection Zone should be tunneled, dug by hand, or completed with an air-spade to minimize damage to roots. Information regarding air-spades is available from the Project Arborist.
12. Permitted / approved trenches should be routed in such a manner as to minimize root damage. Radial trenching (radial to the tree trunk) is preferred since it is less harmful than tangential trenching. Cutting of roots should be avoided by, for example, placing pipes and cables below uncut roots. Wherever possible and in accordance with applicable code requirements, the same trench should be used for multiple utilities.
13. Except as permitted to the limits of an encroachment, "natural" or pre-construction grade shall be maintained in the Tree Protection Zone. At no time during or after construction should excess soil be in contact with the base of the trunk.
14. In areas where the grade around the protected tree is permitted for excavation and reduction, some root cutting may be unavoidable. Encroachment permits may be required for this work. Cuts should be clean and made at right angles to the roots. When practical, cut roots back to a branching lateral root. The Project Arborist shall monitor all root excavation and pruning.
15. When removing existing pavement, foundations, utilities, etc. in the Tree Protection Zone, avoid the use of heavy equipment, which may compact and damage the root system. The Project Arborist shall monitor all demolition activities in the Tree Protection Zones.
16. If the Project Arborist requires mulch in the Tree Protection Zone, the mulch materials and location will be shown on the plan or discussed during inspections.
17. Root damage and soil compaction may be mitigated in some cases by using plywood, mulch, or mulch overlain with plywood in the Tree Protection Zone. The Project Arborist may require this action at any point during demolition and construction as the project progresses.
18. Canopy tie-backs - canopy ties may be recommended instead of pruning. The Project Arborist may require this action at any point during demolition and construction as the project progresses.
19. Weather-proof, minimum 8.5 x 10 inches, signage shall be applied to the fencing (with zip-ties or other fasteners) on all sides. It will state:

Tree Protection Fencing

Do Not Remove Without Authorization From

CITY OF TORRANCE

Questions - call Project Arborist: Carlberg Associates

Christy Cuba (626) 428-5072 or Cy Carlberg (310) 451-4804

Definitions

1. Basal flare or root crown means the tree trunk where it emerges from the root system and flares out to create the base of the tree.
2. Canopy means the area of a tree that consists primarily of branches and leaves.
3. Dripline means the outermost area of the tree canopy (leafy area of tree).
4. The cambium layer is located immediately beneath the bark and is responsible for the increase of stem and root diameter.
5. Certified Arborist means an individual who has demonstrated knowledge and competency through obtainment of the current International Society of Arboriculture Arborist Certification (Certified Arborist).
6. Registered Consulting Arborist® means an individual who has demonstrated knowledge and competency through the American Society of Consulting Arborists' registration process and maintains membership and registration as required by the organization.

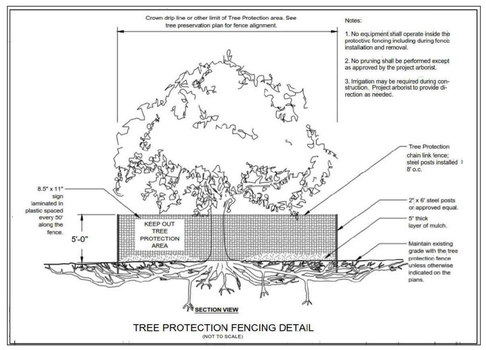

TREE PROTECTION FENCING DETAIL
(NOT TO SCALE)

0' 5' 15' 30' 50'

N

LEAD CONSULTANT

CHEE SALETTE
ARCHITECT + LANDSCAPE ARCHITECT
1625 SOUTH CENTRAL AVENUE, GLENDALE, CA 91204
TEL : 747.240.6926

SUB CONSULTANT

The ideas and designs represented by this drawing, are prepared by CHEE SALETTE and are for the sole use with the World War II Japanese American Incarceration Monument.

CHEE SALETTE shall retain all common law, statutory and other reserved rights including copyright. The design shall not be used by others for any other purpose.

STAMP

LICENSED ARCHITECT
TINA CHEE
28208
11/30/2027
RENEWAL DATE
STATE OF CALIFORNIA

REGULATORY APPROVALS

DRAWING ISSUANCE

NO.	ISSUE	DATE
1	PROGRESS	01/17/2025
2	100% SCHEMATIC DESIGN	01/31/2025
3	25% DESIGN DEVELOPMENT	02/21/2025
4	75% DESIGN DEVELOPMENT	04/25/2025
5	100% DESIGN DEVELOPMENT	10/09/2025
6	100% DESIGN DEVELOPMENT	11/07/2025
7	PLAN CHECK #01	12/23/2025
8	BID SET	03/22/2026

PROJECT NAME
WWII JAPANESE AMERICAN INCARCERATION MONUMENT
4045 190TH STREET
TORRANCE, CA 90504

TITLE
EXISTING TREE PROTECTION NOTES

PROJECT 2024-16
SCALE
DATE
ORIGINAL SIZE: 30"x42"

SHEET NUMBER
A0.04

©CSAO,INC.

Z:\2024-16_WWII CAMP WALL\03-DWG\A0.04-WWIM_EXISTING TREE PROTECTION NOTES-1_32.DWG - PLOTTED BY CSTOLS 11 ON 3/24/2026

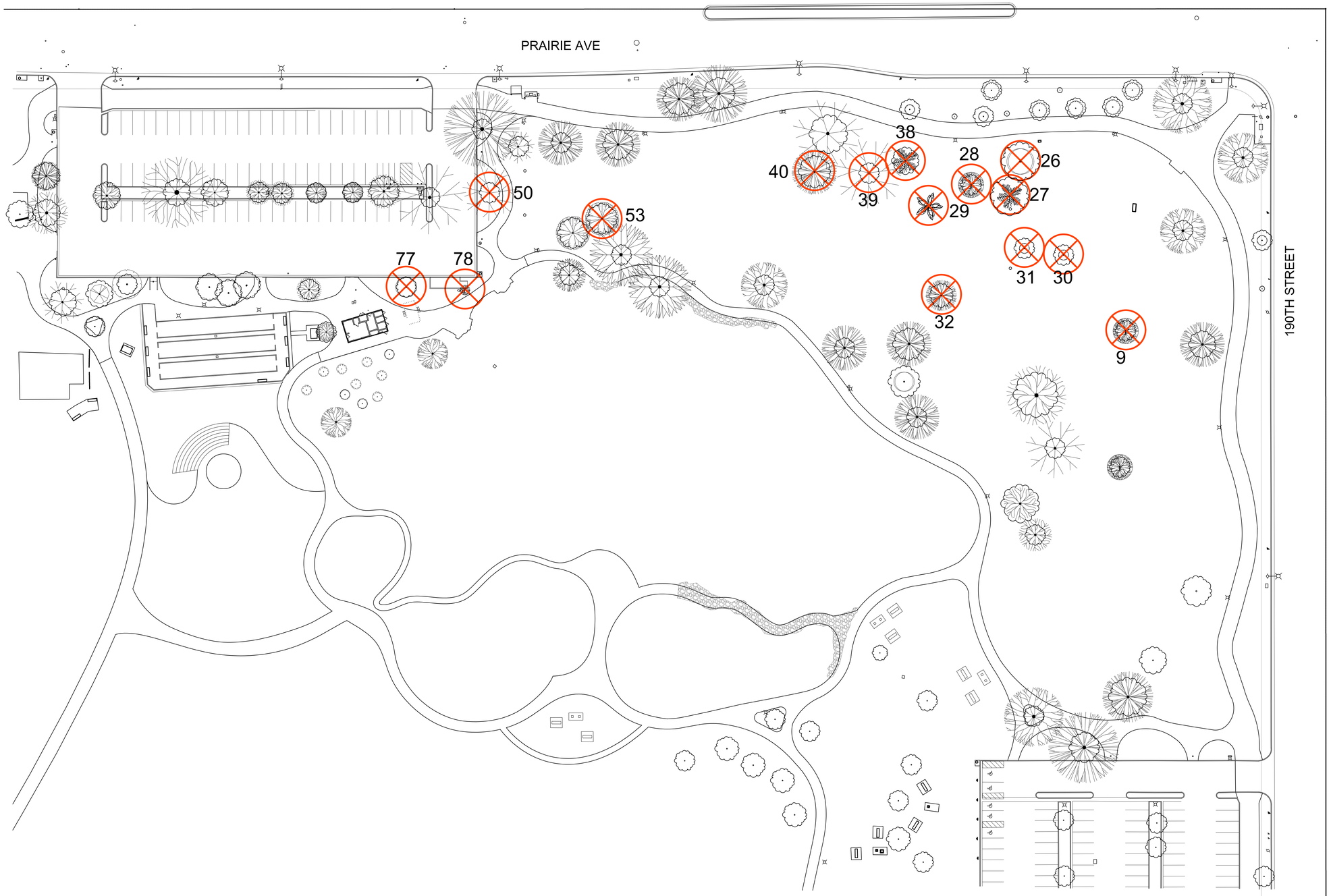

NUMBER	SPECIES NAME	TYPE
9	JACARANDA MIMOSIFOLIA / JACARANDA	NON-NATIVE TREE FOR REMOVAL
26	FRAXINUS VELUTINA / ARIZONA ASH	NON-NATIVE TREE FOR REMOVAL
27	MEROSIDEROS EXCELSA / NEW ZEALAND CHRISTMAS	NON-NATIVE TREE FOR REMOVAL
28	JACARANDA MIMOSIFOLIA / JACARANDA	NON-NATIVE TREE FOR REMOVAL

NUMBER	SPECIES NAME	TYPE
29	MEROSIDEROS EXCELSA / NEW ZEALAND CHRISTMAS	NON-NATIVE TREE FOR REMOVAL
30	PRUNUS 'KWANZAN' / KWANZAN FLOWERING CHERRY	NON-NATIVE TREE FOR REMOVAL
31	PRUNUS 'KWANZAN' / KWANZAN FLOWERING CHERRY	NON-NATIVE TREE FOR REMOVAL
32	PINUS ELDARICA / MONDELL PINE	NON-NATIVE TREE FOR REMOVAL

NUMBER	SPECIES NAME	TYPE
38	METROSIDEROS EXCELSA / NEW ZEALAND CHRISTMAS	NON-NATIVE TREE FOR REMOVAL
39	EUCALYPTUS CITRIODORA/ LEMON-SCENTED GUM	NON-NATIVE TREE FOR REMOVAL
40	PINUS ELDARICA / MONDELL PINE	NON-NATIVE TREE FOR REMOVAL
50	EUCALYPTUS CITRIODORA/ LEMON-SCENTED GUM	NON-NATIVE TREE FOR REMOVAL

NUMBER	SPECIES NAME	TYPE
53	FRAXINUS VELUTINA / ARIZONA ASH	NON-NATIVE TREE FOR REMOVAL
77	FRAXINUS VELUTINA / ARIZONA ASH	NON-NATIVE TREE FOR REMOVAL
78	QUERCUS SUBER / CORK OAK	NON-NATIVE TREE FOR REMOVAL

0 16' 32' 64' N

LEAD CONSULTANT

CHEE SALETTE
ARCHITECT + LANDSCAPE ARCHITECT
1625 SOUTH CENTRAL AVENUE, GLENDALE, CA 91204
TEL : 747.240.6926

SUB CONSULTANT

The ideas and designs represented by this drawing, are prepared by CHEE SALETTE and are for the sole use with the World War II Japanese American Incarceration Monument.

CHEE SALETTE shall retain all common law, statutory and other reserved rights including copyright. The design shall not be used by others for any other purpose.

STAMP

LICENSED ARCHITECT
TINA CHEE
28208
12/30/2027
RENEWAL DATE
STATE OF CALIFORNIA

REGULATORY APPROVALS

DRAWING ISSUANCE

NO.	ISSUE	DATE
1	PROGRESS	01/17/2025
2	100% SCHEMATIC DESIGN	01/31/2025
3	25% DESIGN DEVELOPMENT	02/21/2025
4	75% DESIGN DEVELOPMENT	04/25/2025
5	100% DESIGN DEVELOPMENT	10/09/2025
6	100% DESIGN DEVELOPMENT	11/07/2025
7	PLAN CHECK #01	12/23/2025
8	BID SET	03/22/2026

PROJECT NAME

WWII JAPANESE AMERICAN INCARCERATION MONUMENT

4045 190TH STREET
TORRANCE, CA 90504

TITLE

EXISTING TREE REMOVAL PLAN

PROJECT
2024-16

SCALE
1/32" = 1'-0"

DATE

SHEET NUMBER
A0.05

ORIGINAL SIZE: 30"x42"

©CSAO,INC.

F:\2024-16_WWII CAMP WALL\03-DWG\A0.05-WWIIM_EXISTING TREE REMOVAL PLAN-1_32.DWG - PLOTTED BY CSTCLS 11 ON 3/24/2026

MATERIAL



M-6 **BLACK GRANITE PANEL TYPE 1**
1. RAVEN NOIR/ COLD SPRINGS BLACK/ ACADEMY BLACK, POLISHED FINISH
2. QUARRA VOLGA BLACK PREMIER, POLISHED FINISH
3. OR EQUIVALENT TO BE APPROVED BY THE ARCHITECT

M-7 **BLACK GRANITE PANEL TYPE 2**
1. RAVEN NOIR/ COLD SPRINGS BLACK/ ACADEMY BLACK, DIAMOND FINISH
2. QUARRA VOLGA BLACK PREMIER, DIAMOND FINISH
3. OR EQUIVALENT TO BE APPROVED BY THE ARCHITECT

M-10 **BLACK GRANITE STRIPE**
4% WITH EMBEDDED STAINLESS STEEL LETTERING, SEE PLAN
1. RAVEN NOIR/ COLD SPRINGS BLACK/ ACADEMY BLACK, TEXTURED FINISH
2. QUARRA VOLGA BLACK, BRIGHT BLAST FINISH
3. OR EQUIVALENT TO BE APPROVED BY THE ARCHITECT

M-9 **BLACK GRANITE PAVER**
62% WITH EMBEDDED STAINLESS STEEL LETTERING, SEE PLAN
1. MESABI BLACK, RUB AND SAND FINISH
2. QUARRA BLACK, BRIGHT FINISH
3. OR EQUIVALENT TO BE APPROVED BY THE ARCHITECT

M-8 **BASALT PAVER**
4% WITH EMBEDDED STAINLESS STEEL LETTERING, SEE PLAN
1. QUARRA BASALT SPOKEN FINISH
2. OR EQUIVALENT TO BE APPROVED BY THE ARCHITECT

M-1 CONCRETE TO MATCH EXISTING PARK PAVING

M-2 INTEGRAL COLOR CONCRETE WITH TOP CAST 03

M-11 PAINTED FINISH

M-12 PAINTED FINISH

M-13 GRAVEL MULCH

M-14 GRAVEL GRID

MATERIAL LEGEND

PARK

SYMBOL	KEY	ITEM	QUANTITY	COLOR/FINISH
	M-1	CONCRETE PAVING TYPE 1	6,801 SF	TO MATCH EXISTING
	M-2	INTEGRAL COLOR CONCRETE PAVING TYPE 2	1,573 SF	DAVIS COLOR, DARK GREY
	M-3	SHREDDED BARK MULCH	6,632 SF	3" DEEP
	M-13	GRAVEL MULCH, SOUTHWEST BOULDER AND STONE	21,223 SF	¾" PEWTER GREY 2" DEEP WITH 1" OF SHREDED BARK MULCH UNDERNEATH
	M-14	GRAVEL PAVING GRID INVISIBLE STRUCTURES OR TRUE GRID	3,940 SF	BLACK
	M-4	METAL EDGING JD RUSSELL	614 LF	BLACK, ¼" THICK, 6" DEEP
	M-5	ADA TRUNCTATED DOME PAVING	64 SF	PER CODE REQUIREMENTS

MONUMENT

SYMBOL	KEY	ITEM	QUANTITY	COLOR/FINISH SOURCE 1	SOURCE 2
	M-6	BLACK GRANITE PANEL TYPE 1	10,695 SF	RAVEN NOIR/ COLD SPRINGS BLACK/ ACADEMY BLACK, POLISHED FINISH	QUARRA VOLGA BLACK PREMIER, POLISHED FINISH
	M-7	BLACK GRANITE PANEL TYPE 2	410 SF	RAVEN NOIR/ COLD SPRINGS BLACK/ ACADEMY BLACK, DIAMOND FINISH	QUARRA VOLGA BLACK, HONED FINISH
	M-8	12"X47" BASALT PAVER (4% HAS TEXT ENGRAVING, SEE PLAN)	2,263 UNIT PAVERS = 8,864 SF	QUARRA BASALT SPOKEN FINISH	
	M-9	12"X47" GRANITE PAVER (62% HAS EMBEDDED STAINLESS STEEL LETTERING, SEE PLAN)	80 UNIT PAVERS = 314 SF	MESABI BLACK, RUB AND SAND FINISH	QUARRA BLACK, BRIGHT FINISH
	M-10	GRANITE STRIPE (4% HAS EMBEDDED STAINLESS STEEL LETTERING, SEE PLAN)	2,320 SF	RAVEN NOIR/ COLD SPRINGS BLACK/ ACADEMY BLACK, TEXTURED FINISH	QUARRA VOLGA BLACK, BRIGHT BLAST FINISH

GRAPHIC MAP

SYMBOL	KEY	ITEM	QUANTITY	COLOR/FINISH
	M-11	PAINT TYPE 1 STREETBOND	20 SF	DARK GREY
	M-12	SANDBLASTED	48 SF	

REFERENCE IMAGES



BASALT PAVERS WITH TEXT

BASALT PAVERS WITH TEXT

CONCRETE WITH SANDBLASTED PATTERN

CONCRETE WITH SANDBLASTED PATTERN



PAVER WITH EMBEDDED STAINLESS STEEL LETTERING

PAVER WITH EMBEDDED STAINLESS STEEL LETTERING

FURNITURE



F-1 BIKE RACK



F-5 LITTER BIN



F-2 & F-3 GRANITE BENCH

FIXTURE LEGEND

KEY	ITEM	QUANTITY	MANUFACTURER	
F-1	VROOM BICYCLE RACK 686A	4	VESTRE, POWDER COATED, IN GROUND MOUNT	
F-2	BENCH 13"Wx12"Lx18"H	23	SOURCE 1: RAVEN NOIR/ COLD SPRINGS BLACK/ ACADEMY BLACK, TEXTURED FINISH	SOURCE 2: QUARRA VOLGA BLACK, BRIGHT BLAST FINISH
F-3	BENCH 13"Wx48"Lx18"H	16	SOURCE 1: RAVEN NOIR/ COLD SPRINGS BLACK/ ACADEMY BLACK, TEXTURED FINISH	SOURCE 2: QUARRA VOLGA BLACK, BRIGHT BLAST FINISH
F-4	FLAG POLE	1		
F-5	VROOM STEEL LITTER BINS 644L	4	VESTRE, POWDER COATED	

LEAD CONSULTANT

CHEE SALETTE
ARCHITECT + LANDSCAPE ARCHITECT
1625 SOUTH CENTRAL AVENUE, GLENDALE, CA 91204
TEL : 747 246 6926

SUB CONSULTANT

The ideas and designs represented by this drawing, are prepared by CHEE SALETTE and are for the sole use with the World War II Japanese American Incarceration Monument.

CHEE SALETTE shall retain all common law, statutory and other reserved rights including copyright. The design shall not be used by others for any other purpose.

STAMP

REGULATORY APPROVALS

DRAWING ISSUANCE

NO.	ISSUE	DATE
1	PROGRESS	01/17/2025
2	100% SCHEMATIC DESIGN	01/31/2025
3	25% DESIGN DEVELOPMENT	02/21/2025
4	75% DESIGN DEVELOPMENT	04/25/2025
5	100% DESIGN DEVELOPMENT	10/09/2025
6	100% DESIGN DEVELOPMENT	11/07/2025
7	PLAN CHECK #01	12/23/2025
8	BID SET	03/22/2026

PROJECT NAME

WWII JAPANESE AMERICAN INCARCERATION MONUMENT

4045 190TH STREET
TORRANCE, CA 90504

TITLE

MATERIAL PALETTE

PROJECT
2024-16

SCALE

DATE
FEB. 21, 2025

ORIGINAL SIZE: 30"x42"

SHEET NUMBER
A0.06

©CSAO,INC.

Z:\2024-16_WWII_CAMP_WALL\03-DWG\A0.06-WWIM_MATERIAL_PALETTE.DWG -- PLOTTED BY CSTOLS 11 ON 3/24/2026

TREES

QUERCUS VIRGINIANA QVTIA /
HIGHRISE SOUTHERN LIVE OAK

QUERCUS VIRGINIANA CATHEDRAL SDLN /
CATHEDRAL OAK



QUERCUS LACEYI /
LACEY OAK

QUERCUS TOMENTELLA /
ISLAND OAK



PINUS ELDARICA /
ELDARICA PINE



PLATANUS RACEMOSA ROBERTS /
ROBERTS WESTERN SYCAMORE



SHRUBS

BACHARIS PILULARIS PIGEON POINT /
DWARF COYOTE BUSH

POLYSTICHUM MUNITUM /
WESTERN SWORD FERN

ERIGONUM FASCICULATUM /
CA BUCKWHEAT

ERIGONUM CINEREUM/
ASHLEY LEAF BUCKWHEAT

ERIGONUM GIGANTEUM /
SAINT CATHERINE'S LACE

PLANTING LEGEND

SYMBOL	BOTANICAL NAME / COMMON NAME	CA NATIVE	SIZE	WUCOLS	QUANTITY
	GROUND COVER - 21,635 SF				
BP	BACHARIS PILULARIS PIGEON POINT / DWARF COYOTE BUSH	YES	5G	LOW	665
EC	ERIOGONUM CINEREUM / ASHLEY LEAF BUCKWHEAT	YES	5G	LOW	5
EF	ERIOGONUM FASCICULATUM / CALIFORNIA BUCKWHEAT	YES	5G	LOW	12
EG	ERIOGONUM GIGANTEUM / SAINT CATHERINE'S LACE	YES	5G	LOW	9
PM	POLYSTICHUM MUNITUM / WESTERN SWORD FERN	YES	5G	LOW	321
	LAWN				
	SOD TO MATCH EXISTING	NO	SOD	HIGH	25,165 SF
	TREES				
	QUERCUS VIRGINIANA QVTIA / HIGHRISE SOUTHERN LIVE OAK STANDARD TRUNK H-30'-40', W-12'-15' (EVERGREEN)	NO	48" BOX	LOW	87
	QUERCUS VIRGINIANA CATHEDRAL SDLN / CATHEDRAL OAK STANDARD TRUNK H-40'-60', W-25'-30' (EVERGREEN)	NO	48" BOX	LOW	21
	QUERCUS LACEYII / LACEY OAK STANDARD TRUNK H-20'-30', W-20'-30' (BLUE GRAY, PEACH, GOLDEN LEAVES, DECIDUOUS)	NO	36" BOX	LOW	15
	QUERCUS TOMENTELLA / ISLAND OAK STANDARD TRUNK H-30'-50', W-25-40' (EVERGREEN)	YES	48" BOX	LOW	17
	PINUS ELDARICA / AFGHAN PINE STANDARD TRUNK H-30'-50', W-25-40' (EVERGREEN)	NO	48" BOX	MED	2
	PLATANUS RACEMOSA ROBERTS / ROBERTS WESTERN SYCAMORE STANDARD TRUNK H-40'-50', W-30'-40' (SEMI-DECIDUOUS)	NO	36" BOX	LOW	5

*SOURCE FROM APPROVED NURSERIES
DEVIL MOUNTAIN WHOLESALE NURSERY
MOON VALLEY NURSERIES
OR EQUIVALENT QUALITY AS APPROVED BY THE LANDSCAPE ARCHITECT

LEAD CONSULTANT

CHEE SALETTE
ARCHITECT + LANDSCAPE ARCHITECT
1625 SOUTH CENTRAL AVENUE, GLENDALE, CA 91204
TEL : 747 246 6926

SUB CONSULTANT

The ideas and designs represented by this drawing, are prepared by CHEE SALETTE and are for the sole use with the World War II Japanese American Incarceration Monument.

CHEE SALETTE shall retain all common law, statutory and other reserved rights including copyright. The design shall not be used by others for any other purpose.

STAMP

REGULATORY APPROVALS

DRAWING ISSUANCE

NO.	ISSUE	DATE
1	PROGRESS	01/17/2025
2	100% SCHEMATIC DESIGN	01/31/2025
3	25% DESIGN DEVELOPMENT	02/21/2025
4	75% DESIGN DEVELOPMENT	04/25/2025
5	100% DESIGN DEVELOPMENT	10/09/2025
6	100% DESIGN DEVELOPMENT	11/07/2025
7	PLAN CHECK #01	12/23/2025
8	BID SET	03/22/2026

PROJECT NAME

WWII JAPANESE AMERICAN INCARCERATION MONUMENT

4045 190TH STREET
TORRANCE, CA 90504

TITLE

PLANTING PALETTE

PROJECT
2024-16

SCALE

DATE

SHEET NUMBER

A0.07

ORIGINAL SIZE: 30"x42"

©CSAO,INC.

Z:\2024-16_WWII CAMP WALL\03-DWG\A0.07-WWIIM_PLANTING PALETTE.DWG - PLOTTED BY CSTCLS 11 ON 3/24/2026

01 VIEW FROM SIDEWALK ON PRAIRIE AVENUE
SCALE: NTS

02 VIEW FROM THE PARKING
SCALE: NTS

03 VIEW FROM THE PARK
SCALE: NTS

03 VIEW OF THE ENTRY
SCALE: NTS

04 VIEW IN THE MONUMENT
SCALE: NTS

05 VIEW IN THE MONUMENT GARDEN
SCALE: NTS



N

LEAD CONSULTANT

CHEE SALETTE
ARCHITECT + LANDSCAPE ARCHITECT
1625 SOUTH CENTRAL AVENUE, GLENDALE, CA 91204
TEL : 747.240.6926

SUB CONSULTANT

The ideas and designs represented by this drawing, are prepared by CHEE SALETTE and are for the sole use with the World War II Japanese American Incarceration Monument.

CHEE SALETTE shall retain all common law, statutory and other reserved rights including copyright. The design shall not be used by others for any other purpose.

STAMP

LICENSED ARCHITECT
TINA CHEE
28208
12/30/2027
RENEWAL DATE
STATE OF CALIFORNIA

REGULATORY APPROVALS

DRAWING ISSUANCE

NO.	ISSUE	DATE
1	PROGRESS	01/17/2025
2	100% SCHEMATIC DESIGN	01/31/2025
3	25% DESIGN DEVELOPMENT	02/21/2025
4	75% DESIGN DEVELOPMENT	04/25/2025
5	100% DESIGN DEVELOPMENT	10/09/2025
6	100% DESIGN DEVELOPMENT	11/07/2025
7	PLAN CHECK #01	12/23/2025
8	BID SET	03/22/2026

PROJECT NAME

WWII JAPANESE AMERICAN INCARCERATION MONUMENT
4045 190TH STREET
TORRANCE, CA 90504

TITLE

VIEWS

PROJECT
2024-16

SCALE
NTS

DATE
FEB 21, 2025

ORIGINAL SIZE: 30"x42"

SHEET NUMBER
A1.01

©CSAO,INC.

/VOLUMES/PROJECTS/2024-16_WWII CAMP WALL/03-DWG/A1.01-WWIIM_VIEWS.DWG - PLOTTED BY IMAC 3 ON 3/25/2026

01 VIEW IN THE MONUMENT
SCALE: NTS



02 VIEW IN THE MONUMENT
SCALE: NTS

03 VIEW FROM THE OVERLOOK
SCALE: NTS

04 NIGHT VIEW IN THE MONUMENT
SCALE: NTS

05 NIGHT VIEW OF THE ENTRY
SCALE: NTS

06 VIEW OF THE RESTROOM BUILDING
SCALE: NTS

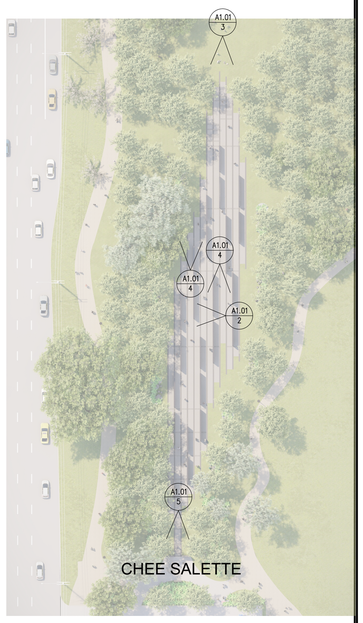

A1.01 6 N

LEAD CONSULTANT

CHEE SALETTE
ARCHITECT + LANDSCAPE ARCHITECT
1625 SOUTH CENTRAL AVENUE, GLENDALE, CA 91204
TEL : 747.240.6926

SUB CONSULTANT

The ideas and designs represented by this drawing, are prepared by CHEE SALETTE and are for the sole use with the World War II Japanese American Incarceration Monument.

CHEE SALETTE shall retain all common law, statutory and other reserved rights including copyright. The design shall not be used by others for any other purpose.

STAMP

LICENSED ARCHITECT
TINA CHEE
28208
11/30/2027
RENEWAL DATE
STATE OF CALIFORNIA

REGULATORY APPROVALS

DRAWING ISSUANCE

NO.	ISSUE	DATE
1	PROGRESS	01/17/2025
2	100% SCHEMATIC DESIGN	01/31/2025
3	25% DESIGN DEVELOPMENT	02/21/2025
4	75% DESIGN DEVELOPMENT	04/25/2025
5	100% DESIGN DEVELOPMENT	10/09/2025
6	100% DESIGN DEVELOPMENT	11/07/2025
7	PLAN CHECK #01	12/23/2025
8	BID SET	03/22/2026

PROJECT NAME
WWII JAPANESE AMERICAN INCARCERATION MONUMENT
4045 190TH STREET
TORRANCE, CA 90504

TITLE
VIEWS

PROJECT
2024-16

SCALE
NTS

DATE

ORIGINAL SIZE: 30"x42"

SHEET NUMBER
A1.02

©CSAO,INC.

V:\VOLUMES\PROJECTS\2024-16_WWII CAMP WALL\03-DWG\A1.02-WWIM_VIEWS.DWG - PLOTTED BY IMAC 3 ON 3/25/2026

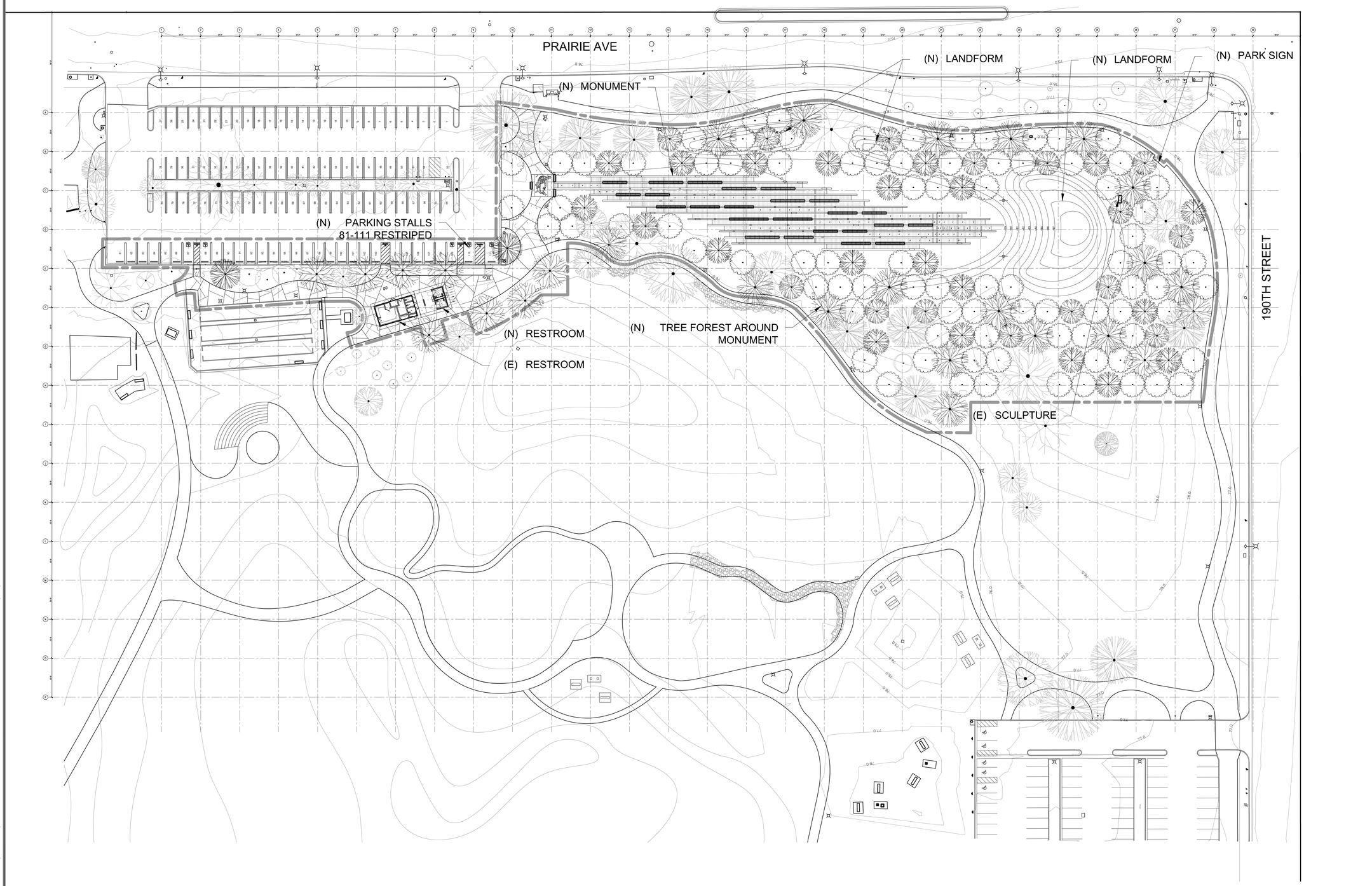

LEAD CONSULTANT

CHEE SALETTE
ARCHITECT + LANDSCAPE ARCHITECT
1625 SOUTH CENTRAL AVENUE, GLENDALE, CA 91204
TEL : 747.240.6926

SUB CONSULTANT

The ideas and designs represented by this drawing, are prepared by CHEE SALETTE and are for the sole use with the World War II Japanese American Incarceration Monument.

CHEE SALETTE shall retain all common law, statutory and other reserved rights including copyright. The design shall not be used by others for any other purpose.

STAMP

LICENSED ARCHITECT
TINA CHEE
28208
12/30/2027
RENEWAL DATE
STATE OF CALIFORNIA

REGULATORY APPROVALS

DRAWING ISSUANCE

NO.	ISSUE	DATE
1	PROGRESS	01/17/2025
2	100% SCHEMATIC DESIGN	01/31/2025
3	25% DESIGN DEVELOPMENT	02/21/2025
4	75% DESIGN DEVELOPMENT	04/25/2025
5	100% DESIGN DEVELOPMENT	10/09/2025
6	100% DESIGN DEVELOPMENT	11/07/2025
7	PLAN CHECK #01	12/23/2025
8	BID SET	03/22/2026

PROJECT NAME

WWII JAPANESE AMERICAN INCARCERATION MONUMENT

4045 190TH STREET
TORRANCE, CA 90504

TITLE

SITE PLAN

PROJECT
2024-16

SCALE
1/32" = 1'-0"

DATE

SHEET NUMBER
A1.10

ORIGINAL SIZE: 30"x42"

©CSAO,INC.

Z:\2024-16_WWII CAMP WALL\03-DWG\A1.10-WWIM_SITE PLAN-1_32.DWG - PLOTTED BY CSTOLS 11 ON 3/24/2026

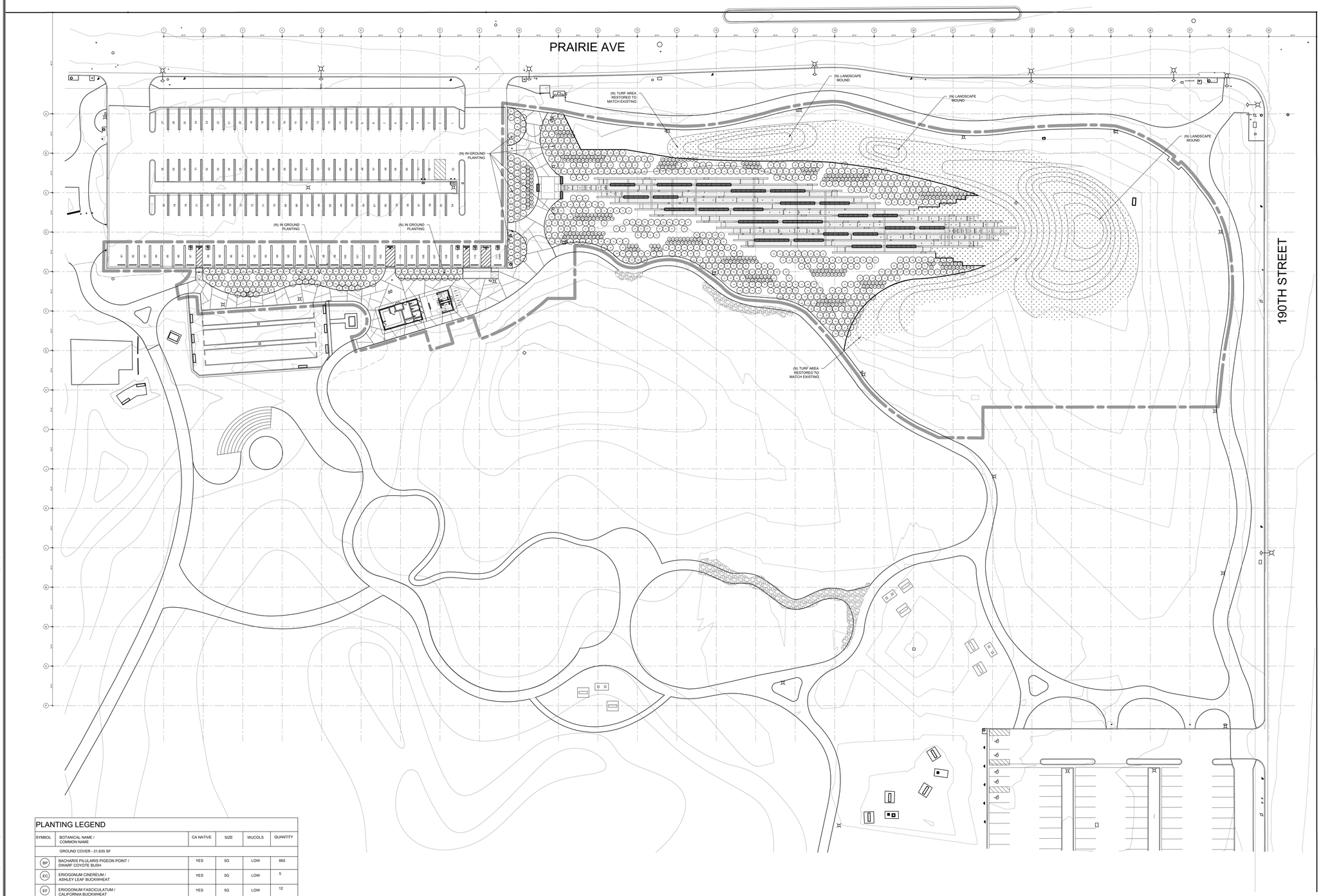

PLANTING LEGEND

SYMBOL	BOTANICAL NAME / COMMON NAME	CA NATIVE	SIZE	WUCOLS	QUANTITY
	GROUND COVER - 21,635 SF				
BP	BACHARIS PILULARIS PIGEON POINT / DWARF COYOTE BUSH	YES	5G	LOW	665
EC	ERIOGONUM CINEREUM / ASHLEY LEAF BUCKWHEAT	YES	5G	LOW	5
EF	ERIOGONUM FASCICULATUM / CALIFORNIA BUCKWHEAT	YES	5G	LOW	12
EG	ERIOGONUM GIGANTEUM / SAINT CATHERINE'S LACE	YES	5G	LOW	9
PM	POLYSTICHUM MUNITUM / WESTERN SWORD FERN	YES	5G	LOW	321
	LAWN				
	SOD TO MATCH EXISTING	NO	SOD	HIGH	25,165 SF

0' 16' 32' 64' N

LEAD CONSULTANT

CHEE SALETTE
ARCHITECT + LANDSCAPE ARCHITECT
1625 SOUTH CENTRAL AVENUE, GLENDALE, CA 91204
TEL : 747.240.6926

SUB CONSULTANT

The ideas and designs represented by this drawing, are prepared by CHEE SALETTE and are for the sole use with the World War II Japanese American Incarceration Monument.

CHEE SALETTE shall retain all common law, statutory and other reserved rights including copyright. The design shall not be used by others for any other purpose.

STAMP

LICENSED ARCHITECT
TINA CHEE
28208
11/30/2027
RENEWAL DATE
STATE OF CALIFORNIA

REGULATORY APPROVALS

DRAWING ISSUANCE

NO.	ISSUE	DATE
1	PROGRESS	01/17/2025
2	100% SCHEMATIC DESIGN	01/31/2025
3	25% DESIGN DEVELOPMENT	02/21/2025
4	75% DESIGN DEVELOPMENT	04/25/2025
5	100% DESIGN DEVELOPMENT	10/09/2025
6	100% DESIGN DEVELOPMENT	11/07/2025
7	PLAN CHECK #01	12/23/2025
8	BID SET	03/22/2026

PROJECT NAME

WWII JAPANESE AMERICAN INCARCERATION MONUMENT

4045 190TH STREET
TORRANCE, CA 90504

TITLE

SITE PLANTING PLAN

PROJECT
2024-16

SCALE
1/32" = 1'-0"

DATE

SHEET NUMBER
A1.20

ORIGINAL SIZE: 30"x42"

©CSAO,INC.

Z:\2024-16_WWII CAMP WALL\03-DWG\A1.20-WWIM_SITE PLANTING PLAN-1_32.DWG - PLOTTED BY CSTOLS 11 ON 3/24/2026

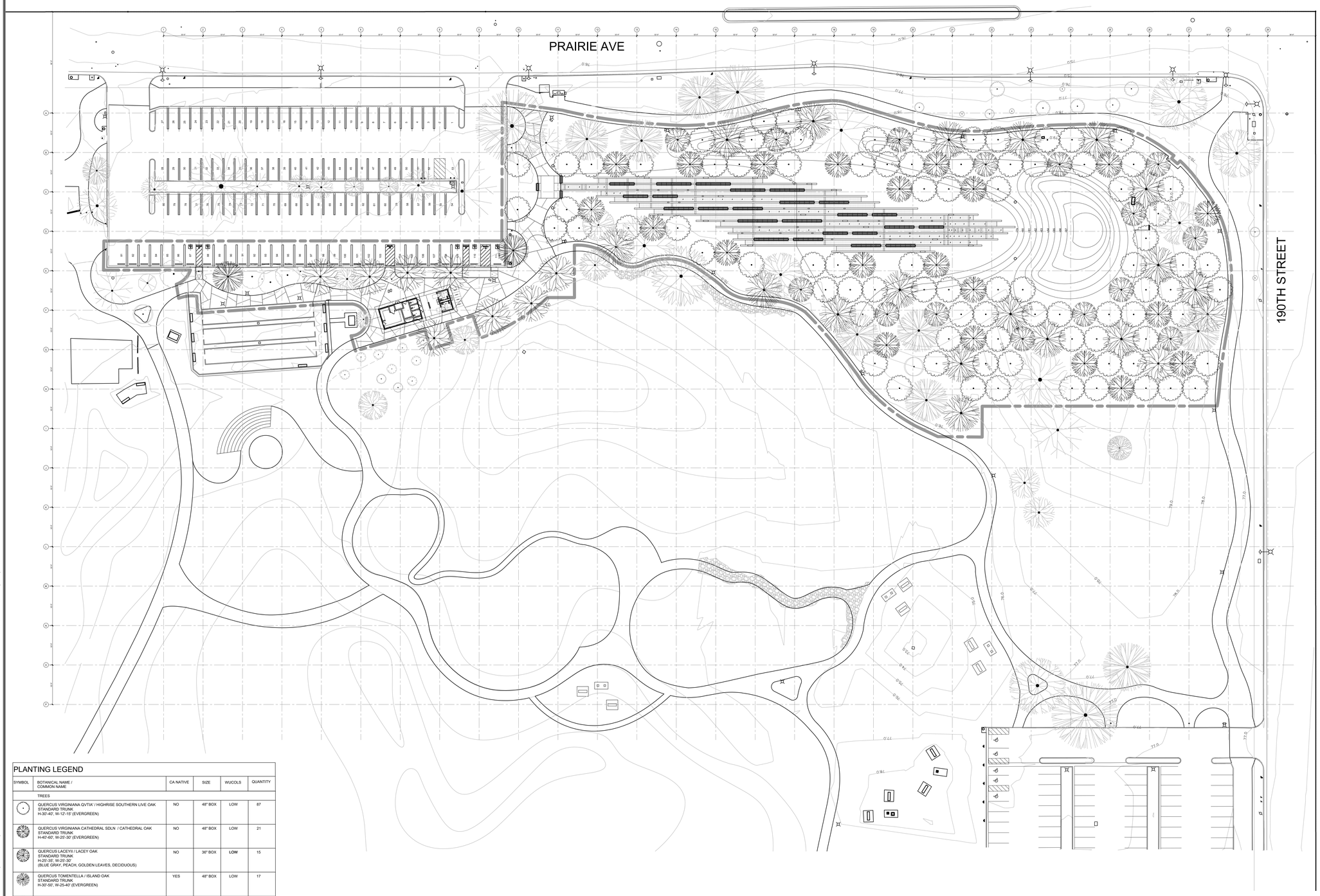

PLANTING LEGEND

SYMBOL	BOTANICAL NAME / COMMON NAME	CA NATIVE	SIZE	WUCOLS	QUANTITY
	TREES				
	QUERCUS VIRGINIANA QVTIA' / HIGHRISE SOUTHERN LIVE OAK STANDARD TRUNK H-30'-40', W-12'-15' (EVERGREEN)	NO	48" BOX	LOW	87
	QUERCUS VIRGINIANA CATHEDRAL SDLN / CATHEDRAL OAK STANDARD TRUNK H-40'-60', W-25'-30' (EVERGREEN)	NO	48" BOX	LOW	21
	QUERCUS LACEYII / LACEY OAK STANDARD TRUNK H-25'-35', W-25'-30' (BLUE GRAY, PEACH, GOLDEN LEAVES, DECIDUOUS)	NO	36" BOX	LOW	15
	QUERCUS TOMENTELLA / ISLAND OAK STANDARD TRUNK H-30'-50', W-25-40' (EVERGREEN)	YES	48" BOX	LOW	17
	PINUS ELDARICA / AFGHAN PINE STANDARD TRUNK H-30'-50', W-25-40' (EVERGREEN)	NO	48" BOX	MED	2
	PLATANUS RACEMOSA ROBERTS / ROBERTS WESTERN SYCAMORE STANDARD TRUNK H-40'-50', W-30'-40' (SEMI-DECIDUOUS)	NO	36" BOX	LOW	5

*SOURCE FROM APPROVED NURSERIES
DEVIL MOUNTAIN WHOLESALE NURSERY
MOON VALLEY NURSERIES
OR EQUIVALENT QUALITY AS APPROVED BY THE LANDSCAPE ARCHITECT

0' 16' 32' 64' N

Z:\2024-16_WWII CAMP WALL\03-DWG\A1.21-WWIM_SITE TREE PLAN-1_32.DWG - PLOTTED BY CSTCLS 11 ON 3/24/2026

LEAD CONSULTANT

CHEE SALETTE
ARCHITECT + LANDSCAPE ARCHITECT
1625 SOUTH CENTRAL AVENUE, GLENDALE, CA 91204
TEL : 747.240.6926

SUB CONSULTANT

The ideas and designs represented by this drawing, are prepared by CHEE SALETTE and are for the sole use with the World War II Japanese American Incarceration Monument.

CHEE SALETTE shall retain all common law, statutory and other reserved rights including copyright. The design shall not be used by others for any other purpose.

STAMP

LICENSED ARCHITECT
TINA CHEE
28208
6/30/2027
RENEWAL DATE
STATE OF CALIFORNIA

REGULATORY APPROVALS

DRAWING ISSUANCE

NO.	ISSUE	DATE
1	PROGRESS	01/17/2025
2	100% SCHEMATIC DESIGN	01/31/2025
3	25% DESIGN DEVELOPMENT	02/21/2025
4	75% DESIGN DEVELOPMENT	04/25/2025
5	100% DESIGN DEVELOPMENT	10/09/2025
6	100% DESIGN DEVELOPMENT	11/07/2025
7	PLAN CHECK #01	12/23/2025
8	BID SET	03/22/2026

PROJECT NAME

WWII JAPANESE AMERICAN INCARCERATION MONUMENT

4045 190TH STREET
TORRANCE, CA 90504

TITLE

SITE TREE PLAN

PROJECT
2024-16

SCALE
1/32" = 1'-0"

DATE

SHEET NUMBER
A1.21

ORIGINAL SIZE: 30"x42"

©CSAO,INC.

SYMBOL	HYDROZONE	AREA
	LOW	21,635 SF
	HIGH	23,165 SF

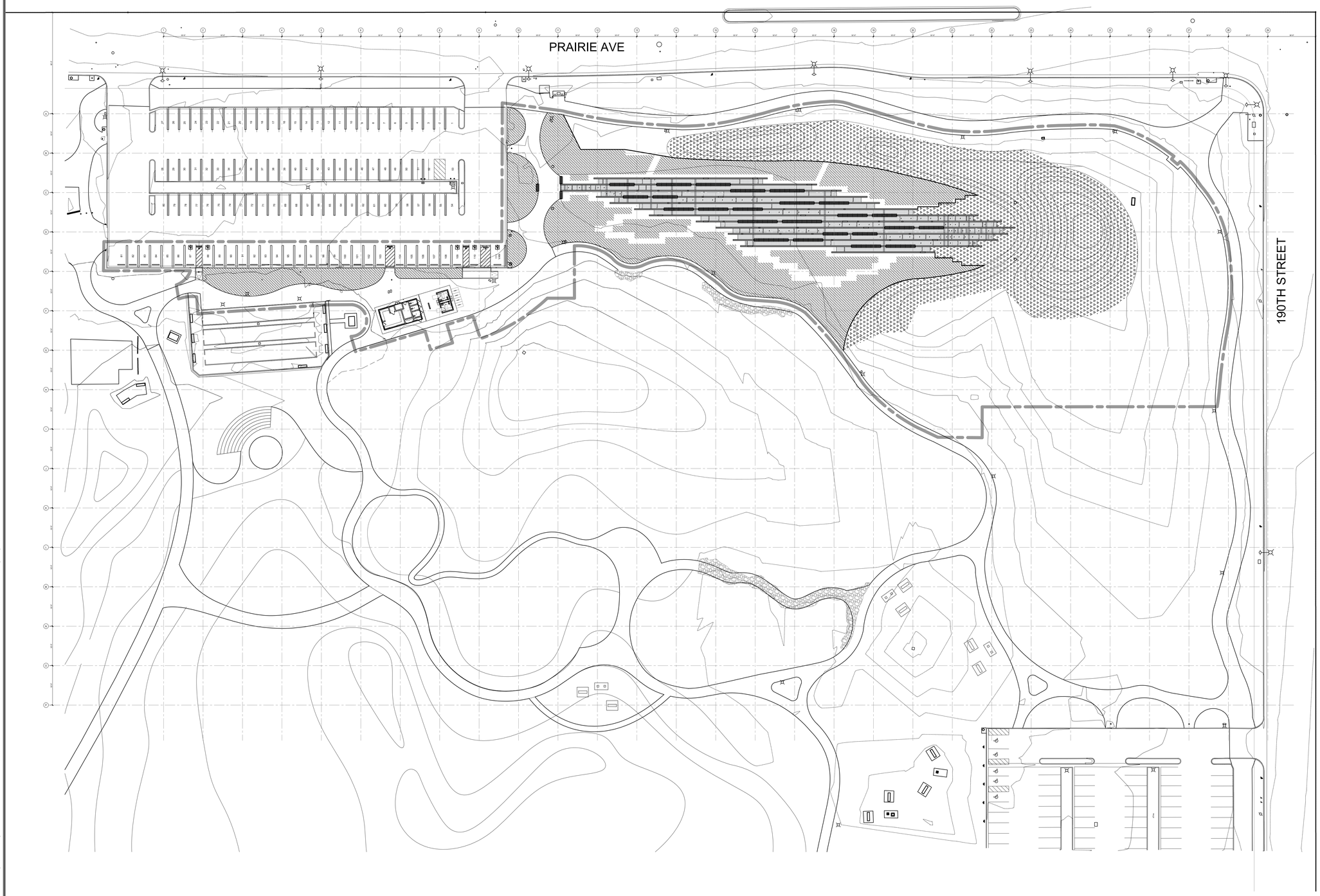

0' 16' 32' 64' N

LEAD CONSULTANT

CHEE SALETTE
ARCHITECT + LANDSCAPE ARCHITECT
1625 SOUTH CENTRAL AVENUE, GLENDALE, CA 91204
TEL : 747.240.6926

SUB CONSULTANT

The ideas and designs represented by this drawing, are prepared by CHEE SALETTE and are for the sole use with the World War II Japanese American Incarceration Monument.

CHEE SALETTE shall retain all common law, statutory and other reserved rights including copyright. The design shall not be used by others for any other purpose.

STAMP

LICENSED ARCHITECT
TINA CHEE
28208
12/30/2027
RENEWAL DATE
STATE OF CALIFORNIA

REGULATORY APPROVALS

DRAWING ISSUANCE

NO.	ISSUE	DATE
1	PROGRESS	01/17/2025
2	100% SCHEMATIC DESIGN	01/31/2025
3	25% DESIGN DEVELOPMENT	02/21/2025
4	75% DESIGN DEVELOPMENT	04/25/2025
5	100% DESIGN DEVELOPMENT	10/09/2025
6	100% DESIGN DEVELOPMENT	11/07/2025
7	PLAN CHECK #01	12/23/2025
8	BID SET	03/22/2026

PROJECT NAME

WWII JAPANESE AMERICAN INCARCERATION MONUMENT

4045 190TH STREET
TORRANCE, CA 90504

TITLE

PLANTING HYDROZONE PLAN

PROJECT
2024-16

SCALE
1/32" = 1'-0"

DATE

SHEET NUMBER
A1.30

ORIGINAL SIZE: 30"x42"

©CSAO,INC.

Z:\2024-16_WWII CAMP WALL\03-DWG\A1.30-WWIIM_SITE HYDROZONE PLAN-1_32.DWG - PLOTTED BY CSTDLS 11 ON 3/24/2026

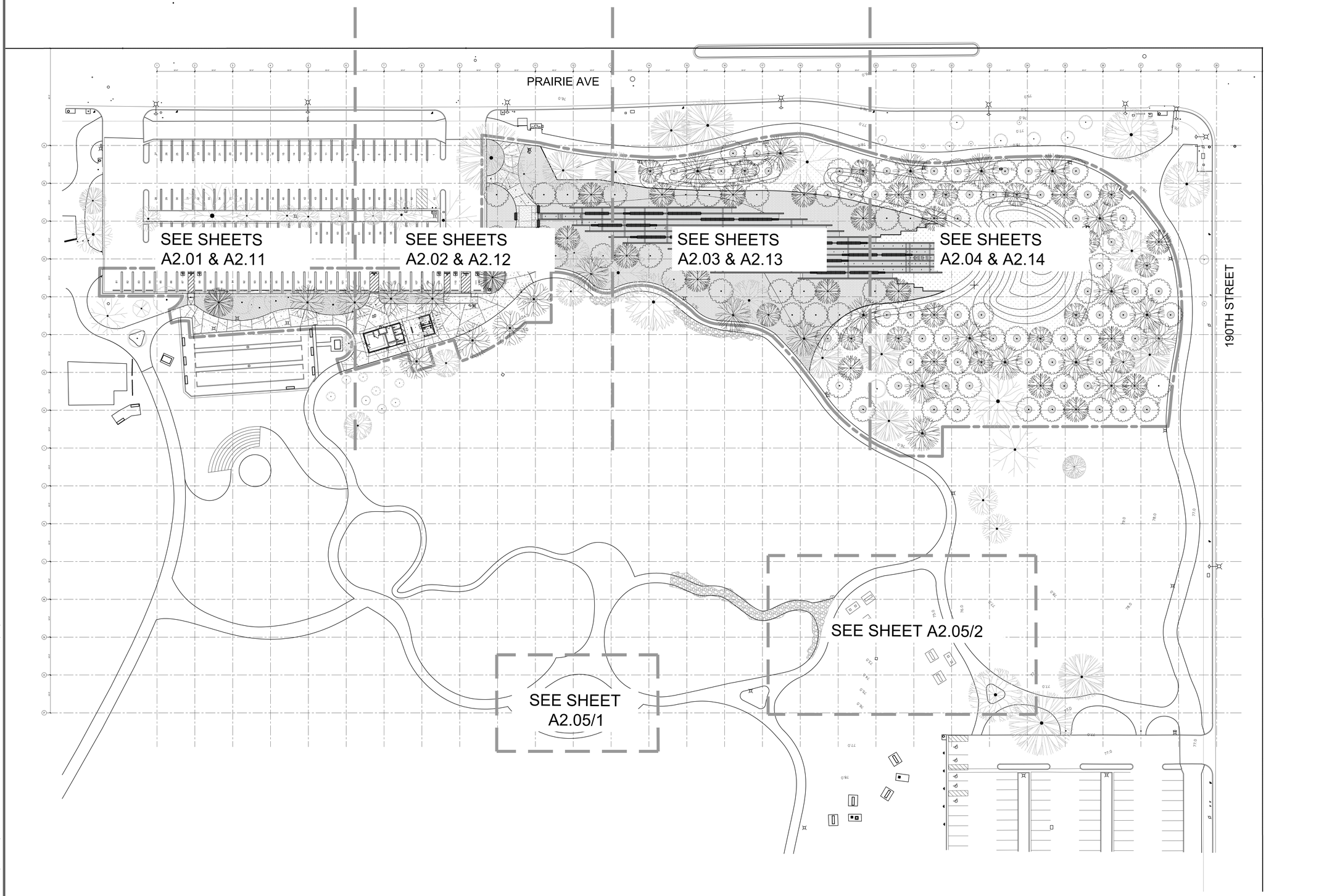

LEAD CONSULTANT

CHEE SALETTE
ARCHITECT + LANDSCAPE ARCHITECT
1625 SOUTH CENTRAL AVENUE, GLENDALE, CA 91204
TEL : 747.240.6926

SUB CONSULTANT

The ideas and designs represented by this drawing, are prepared by CHEE SALETTE and are for the sole use with the World War II Japanese American Incarceration Monument.

CHEE SALETTE shall retain all common law, statutory and other reserved rights including copyright. The design shall not be used by others for any other purpose.

STAMP

REGULATORY APPROVALS

DRAWING ISSUANCE

NO.	ISSUE	DATE
1	PROGRESS	01/17/2025
2	100% SCHEMATIC DESIGN	01/31/2025
3	25% DESIGN DEVELOPMENT	02/21/2025
4	75% DESIGN DEVELOPMENT	04/25/2025
5	100% DESIGN DEVELOPMENT	10/09/2025
6	100% DESIGN DEVELOPMENT	11/07/2025
7	PLAN CHECK #01	12/23/2025
8	BID SET	03/22/2026

PROJECT NAME

WWII JAPANESE AMERICAN INCARCERATION MONUMENT

4045 190TH STREET
TORRANCE, CA 90504

TITLE

ENLARGED KEY PLAN

PROJECT
2024-16

SCALE
1/32" = 1'-0"

DATE

SHEET NUMBER

A2.00

ORIGINAL SIZE: 30"x42"

©CSAO,INC.

Z:\2024-16_WWII CAMP WALL\03-DWG\A2.00-WWIIM_KEY PLAN.DWG - PLOTTED BY CSTCLS 11 ON 3/24/2026

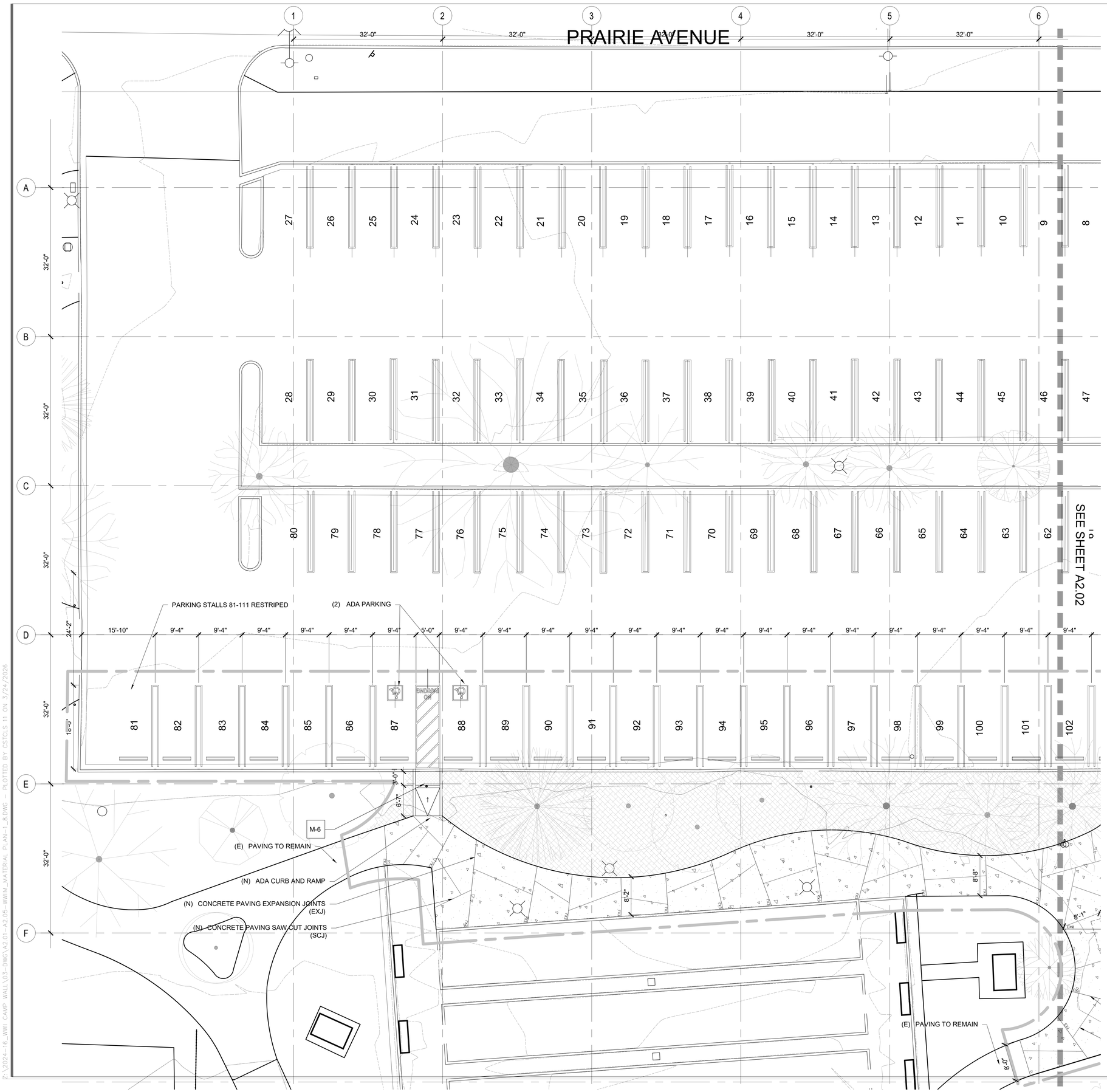

MATERIAL LEGEND

PARK

SYMBOL	KEY	ITEM	QUANTITY	COLOR/FINISH
	M-1	CONCRETE PAVING TYPE 1	6,801 SF	TO MATCH EXISTING
	M-2	INTEGRAL COLOR CONCRETE PAVING TYPE 2	1,573 SF	DAVIS COLOR, DARK GREY
	M-3	SHREDDED BARK MULCH	6,632 SF	3" DEEP
	M-13	GRAVEL MULCH, SOUTHWEST BOULDER AND STONE	21,223 SF	¾" PEWTER GREY 2" DEEP WITH 1" OF SHREDED BARK MULCH UNDERNEATH
	M-14	GRAVEL PAVING GRID INVISIBLE STRUCTURES OR TRUE GRID	3,940 SF	BLACK
	M-4	METAL EDGING JD RUSSELL	614 LF	BLACK, ¼" THICK, 6" DEEP
	M-5	ADA TRUNCTATED DOME PAVING	84 SF	PER CODE REQUIREMENTS

MONUMENT

SYMBOL	KEY	ITEM	QUANTITY	COLOR/FINISH SOURCE 1	COLOR/FINISH SOURCE 2
	M-6	BLACK GRANITE PANEL TYPE 1	10,695 SF	RAVEN NOIR/ COLD SPRINGS BLACK/ ACADEMY BLACK, POLISHED FINISH	QUARRA VOLGA BLACK PREMIER, POLISHED FINISH
	M-7	BLACK GRANITE PANEL TYPE 2	410 SF	RAVEN NOIR/ COLD SPRINGS BLACK/ ACADEMY BLACK, DIAMOND FINISH	QUARRA VOLGA BLACK, HONED FINISH
	M-8	12"X4?" BASALT PAVER (4% HAS TEXT ENGRAVING, SEE PLAN)	2,263 UNIT PAVERS = 8,864 SF	QUARRA BASALT SPOKEN FINISH	
	M-9	12"X4?" GRANITE PAVER (82% HAS EMBEDDED STAINLESS STEEL LETTERING, SEE PLAN)	80 UNIT PAVERS = 314 SF	MESABI BLACK, RUB AND SAND FINISH	QUARRA BLACK, BRIGHT FINISH
	M-10	GRANITE STRIPE (4% HAS EMBEDDED STAINLESS STEEL LETTERING, SEE PLAN)	2,320 SF	RAVEN NOIR/ COLD SPRINGS BLACK/ ACADEMY BLACK, TEXTURED FINISH	QUARRA VOLGA BLACK, BRIGHT BLAST FINISH

GRAPHIC MAP

SYMBOL	KEY	ITEM	QUANTITY	COLOR/FINISH
	M-11	PAINT TYPE 1 STREETBOND	20 SF	DARK GREY
	M-12	SANDBLASTED	48 SF	

FIXTURE LEGEND

KEY	ITEM	QUANTITY	MANUFACTURER	
F-1	VROOM BICYCLE RACK 688A	4	VESTRE, POWDER COATED, IN GROUND MOUNT	
F-2	BENCH 13"Wx12"Lx18"H	23	SOURCE 1: RAVEN NOIR/ COLD SPRINGS BLACK/ ACADEMY BLACK, TEXTURED FINISH	SOURCE 2: QUARRA VOLGA BLACK, BRIGHT BLAST FINISH
F-3	BENCH 13"Wx48"Lx18"H	16	SOURCE 1: RAVEN NOIR/ COLD SPRINGS BLACK/ ACADEMY BLACK, TEXTURED FINISH	SOURCE 2: QUARRA VOLGA BLACK, BRIGHT BLAST FINISH
F-4	FLAG POLE	1		
F-5	VROOM STEEL LITTER BINS 644L	4	VESTRE, POWDER COATED	

LEAD CONSULTANT

CHEE SALETTE
ARCHITECT + LANDSCAPE ARCHITECT
1625 SOUTH CENTRAL AVENUE, GLENDALE, CA 91204
TEL : 747.240.6926

SUB CONSULTANT

The ideas and designs represented by this drawing, are prepared by CHEE SALETTE and are for the sole use with the World War II Japanese American Incarceration Monument.

CHEE SALETTE shall retain all common law, statutory and other reserved rights including copyright. The design shall not be used by others for any other purpose.

STAMP

LICENSED ARCHITECT
TINA CHEE
28208
12/30/2027
RENEWAL DATE
STATE OF CALIFORNIA

REGULATORY APPROVALS

DRAWING ISSUANCE

NO.	ISSUE	DATE
1	PROGRESS	01/17/2025
2	100% SCHEMATIC DESIGN	01/31/2025
3	25% DESIGN DEVELOPMENT	02/21/2025
4	75% DESIGN DEVELOPMENT	04/25/2025
5	100% DESIGN DEVELOPMENT	10/09/2025
6	100% DESIGN DEVELOPMENT	11/07/2025
7	PLAN CHECK #01	12/23/2025
8	BID SET	03/22/2026

PROJECT NAME

WWII JAPANESE AMERICAN INCARCERATION MONUMENT

4045 190TH STREET
TORRANCE, CA 90504

TITLE

ENLARGED MATERIAL PLAN

PROJECT
2024-16

SCALE
1/8" = 1'-0"

DATE

SHEET NUMBER
A2.01

ORIGINAL SIZE: 30"x42"

©CSAO,INC.

F:\2024-16_WWII CAMP WALL\03-DWG\A2.01-A2.05-WWIM_MATERIAL PLAN-1_8.DWG -- PLOTTED BY CSTCLS 11 ON 3/24/2026

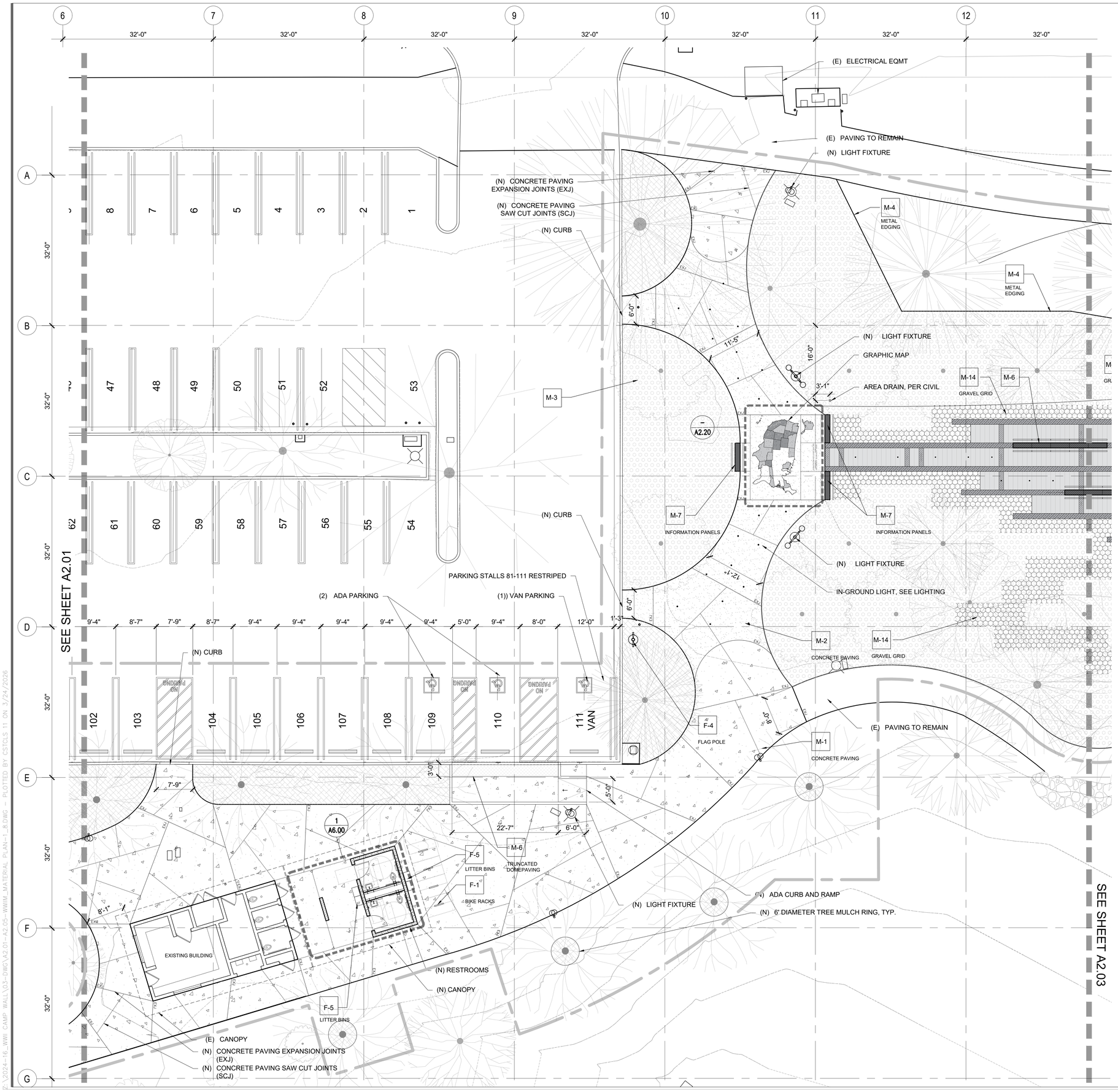

MATERIAL LEGEND

PARK

SYMBOL	KEY	ITEM	QUANTITY	COLOR/FINISH
	M-1	CONCRETE PAVING TYPE 1	6,801 SF	TO MATCH EXISTING
	M-2	INTEGRAL COLOR CONCRETE PAVING TYPE 2	1,573 SF	DAVIS COLOR, DARK GREY
	M-3	SHREDDED BARK MULCH	6,632 SF	3" DEEP
	M-13	GRAVEL MULCH, SOUTHWEST BOULDER AND STONE	21,223 SF	½" PEWTER GREY 2" DEEP WITH 1" OF SHREDED BARK MULCH UNDERNEATH
	M-14	GRAVEL PAVING GRID INVISIBLE STRUCTURES OR TRUE GRID	3,940 SF	BLACK
	M-4	METAL EDGING JD RUSSELL	614 LF	BLACK, ¼" THICK, 6" DEEP
	M-5	ADA TRUNCTATED DOME PAVING	84 SF	PER CODE REQUIREMENTS

MONUMENT

SYMBOL	KEY	ITEM	QUANTITY	COLOR/FINISH SOURCE 1	COLOR/FINISH SOURCE 2
	M-6	BLACK GRANITE PANEL TYPE 1	10,695 SF	RAVEN NOIR/ COLD SPRINGS BLACK/ ACADEMY BLACK, POLISHED FINISH	QUARRA VOLGA BLACK PREMIER, POLISHED FINISH
	M-7	BLACK GRANITE PANEL TYPE 2	410 SF	RAVEN NOIR/ COLD SPRINGS BLACK/ ACADEMY BLACK, DIAMOND FINISH	QUARRA VOLGA BLACK, HONED FINISH
	M-8	12"X47" BASALT PAVER (4% HAS TEXT ENGRAVING, SEE PLAN)	2,263 UNIT PAVERS = 8,864 SF	QUARRA BASALT SPOKEN FINISH	
	M-9	12"X47" GRANITE PAVER (92% HAS EMBEDDED STAINLESS STEEL LETTERING, SEE PLAN)	80 UNIT PAVERS = 314 SF	MESABI BLACK, RUB AND SAND FINISH	QUARRA BLACK, BRIGHT FINISH
	M-10	GRANITE STRIPE (4% HAS EMBEDDED STAINLESS STEEL LETTERING, SEE PLAN)	2,320 SF	RAVEN NOIR/ COLD SPRINGS BLACK/ ACADEMY BLACK, TEXTURED FINISH	QUARRA VOLGA BLACK, BRIGHT BLAST FINISH

GRAPHIC MAP

SYMBOL	KEY	ITEM	QUANTITY	COLOR/FINISH
	M-11	PAINT TYPE 1 STREETBOND	20 SF	DARK GREY
	M-12	SANDBLASTED	48 SF	

FIXTURE LEGEND

KEY	ITEM	QUANTITY	MANUFACTURER	
F-1	VROOM BICYCLE RACK 686A	4	VESTRE, POWDER COATED, IN GROUND MOUNT	
F-2	BENCH 13"Wx12"Lx18"H	23	SOURCE 1: RAVEN NOIR/ COLD SPRINGS BLACK/ ACADEMY BLACK, TEXTURED FINISH	SOURCE 2: QUARRA VOLGA BLACK, BRIGHT BLAST FINISH
F-3	BENCH 13"Wx48"Lx18"H	16	SOURCE 1: RAVEN NOIR/ COLD SPRINGS BLACK/ ACADEMY BLACK, TEXTURED FINISH	SOURCE 2: QUARRA VOLGA BLACK, BRIGHT BLAST FINISH
F-4	FLAG POLE	1		
F-5	VROOM STEEL LITTER BINS 644L	4	VESTRE, POWDER COATED	

LEAD CONSULTANT

CHEE SALETTE
ARCHITECT + LANDSCAPE ARCHITECT
1625 SOUTH CENTRAL AVENUE, GLENDALE, CA 91204
TEL : 747.240.6926

SUB CONSULTANT

The ideas and designs represented by this drawing, are prepared by CHEE SALETTE and are for the sole use with the World War II Japanese American Incarceration Monument.

CHEE SALETTE shall retain all common law, statutory and other reserved rights including copyright. The design shall not be used by others for any other purpose.

STAMP

LICENSED ARCHITECT
TINA CHEE
28208
10/30/2027
RENEWAL DATE
STATE OF CALIFORNIA

REGULATORY APPROVALS

DRAWING ISSUANCE

NO.	ISSUE	DATE
1	PROGRESS	01/17/2025
2	100% SCHEMATIC DESIGN	01/31/2025
3	25% DESIGN DEVELOPMENT	02/21/2025
4	75% DESIGN DEVELOPMENT	04/25/2025
5	100% DESIGN DEVELOPMENT	10/09/2025
6	100% DESIGN DEVELOPMENT	11/07/2025
7	PLAN CHECK #01	12/23/2025
8	BID SET	03/22/2026

PROJECT NAME

WWII JAPANESE AMERICAN INCARCERATION MONUMENT

4045 190TH STREET
TORRANCE, CA 90504

TITLE

ENLARGED MATERIAL PLAN

PROJECT
2024-16

SCALE
1/8" = 1'-0"

DATE

SHEET NUMBER
A2.02

ORIGINAL SIZE: 30"x42"

©CSAO,INC.

F:\2024-16_WWII CAMP WALL\03-DWG\A2.01-A2.05-WWIM_MATERIAL PLAN-1_8.DWG - PLOTTED BY CSTOLS 11 ON 3/24/2026

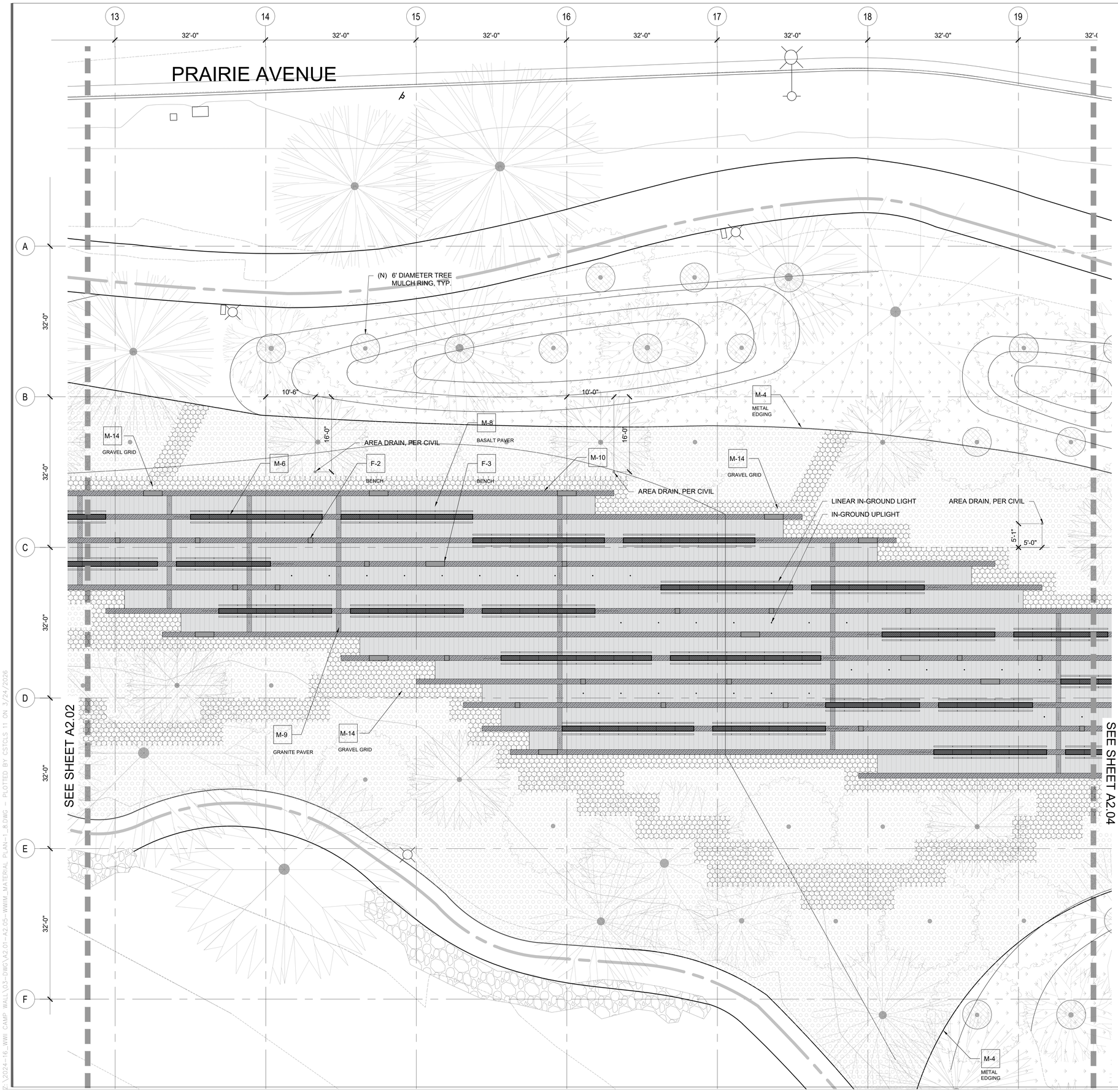

MATERIAL LEGEND

PARK

SYMBOL	KEY	ITEM	QUANTITY	COLOR/FINISH
	M-1	CONCRETE PAVING TYPE 1	6,801 SF	TO MATCH EXISTING
	M-2	INTEGRAL COLOR CONCRETE PAVING TYPE 2	1,573 SF	DAVIS COLOR, DARK GREY
	M-3	SHREDDED BARK MULCH	6,632 SF	3" DEEP
	M-13	GRAVEL MULCH, SOUTHWEST BOULDER AND STONE	21,223 SF	½" PEWTER GREY 2" DEEP WITH 1" OF SHREDED BARK MULCH UNDERNEATH
	M-14	GRAVEL PAVING GRID INVISIBLE STRUCTURES OR TRUE GRID	3,940 SF	BLACK
	M-4	METAL EDGING JD RUSSELL	614 LF	BLACK, ¼" THICK, 6" DEEP
	M-5	ADA TRUNCTATED DOME PAVING	84 SF	PER CODE REQUIREMENTS

MONUMENT

SYMBOL	KEY	ITEM	QUANTITY	COLOR/FINISH SOURCE 1	COLOR/FINISH SOURCE 2
	M-6	BLACK GRANITE PANEL TYPE 1	10,695 SF	RAVEN NOIR/ COLD SPRINGS BLACK/ ACADEMY BLACK, POLISHED FINISH	QUARRA VOLGA BLACK PREMIER, POLISHED FINISH
	M-7	BLACK GRANITE PANEL TYPE 2	410 SF	RAVEN NOIR/ COLD SPRINGS BLACK/ ACADEMY BLACK, DIAMOND FINISH	QUARRA VOLGA BLACK, HONED FINISH
	M-8	12"X47" BASALT PAVER (4% HAS TEXT ENGRAVING, SEE PLAN)	2,263 UNIT PAVERS = 8,864 SF	QUARRA BASALT SPOKEN FINISH	
	M-9	12"X47" GRANITE PAVER (92% HAS EMBEDDED STAINLESS STEEL LETTERING, SEE PLAN)	80 UNIT PAVERS = 314 SF	MESABI BLACK, RUB AND SAND FINISH	QUARRA BLACK, BRIGHT FINISH
	M-10	GRANITE STRIPE (4% HAS EMBEDDED STAINLESS STEEL LETTERING, SEE PLAN)	2,320 SF	RAVEN NOIR/ COLD SPRINGS BLACK/ ACADEMY BLACK, TEXTURED FINISH	QUARRA VOLGA BLACK, BRIGHT BLAST FINISH

GRAPHIC MAP

SYMBOL	KEY	ITEM	QUANTITY	COLOR/FINISH
	M-11	PAINT TYPE 1 STREETBOND	20 SF	DARK GREY
	M-12	SANDBLASTED	48 SF	

FIXTURE LEGEND

KEY	ITEM	QUANTITY	MANUFACTURER	
F-1	VROOM BICYCLE RACK 686A	4	VESTRE, POWDER COATED, IN GROUND MOUNT	
F-2	BENCH 13"Wx12"Lx18"H	23	SOURCE 1: RAVEN NOIR/ COLD SPRINGS BLACK/ ACADEMY BLACK, TEXTURED FINISH	SOURCE 2: QUARRA VOLGA BLACK, BRIGHT BLAST FINISH
F-3	BENCH 13"Wx48"Lx18"H	16	SOURCE 1: RAVEN NOIR/ COLD SPRINGS BLACK/ ACADEMY BLACK, TEXTURED FINISH	SOURCE 2: QUARRA VOLGA BLACK, BRIGHT BLAST FINISH
F-4	FLAG POLE	1		
F-5	VROOM STEEL LITTER BINS 644L	4	VESTRE, POWDER COATED	

LEAD CONSULTANT

CHEE SALETTE
ARCHITECT + LANDSCAPE ARCHITECT
1625 SOUTH CENTRAL AVENUE, GLENDALE, CA 91204
TEL : 747.240.6926

SUB CONSULTANT

The ideas and designs represented by this drawing, are prepared by CHEE SALETTE and are for the sole use with the World War II Japanese American Incarceration Monument.

CHEE SALETTE shall retain all common law, statutory and other reserved rights including copyright. The design shall not be used by others for any other purpose.

STAMP

LICENSED ARCHITECT
TINA CHEE
28208
10/30/2027
RENEWAL DATE
STATE OF CALIFORNIA

REGULATORY APPROVALS

DRAWING ISSUANCE

NO.	ISSUE	DATE
1	PROGRESS	01/17/2025
2	100% SCHEMATIC DESIGN	01/31/2025
3	25% DESIGN DEVELOPMENT	02/21/2025
4	75% DESIGN DEVELOPMENT	04/25/2025
5	100% DESIGN DEVELOPMENT	10/09/2025
6	100% DESIGN DEVELOPMENT	11/07/2025
7	PLAN CHECK #01	12/23/2025
8	BID SET	03/22/2026

PROJECT NAME

WWII JAPANESE AMERICAN INCARCERATION MONUMENT

4045 190TH STREET
TORRANCE, CA 90504

TITLE

ENLARGED MATERIAL PLAN

PROJECT
2024-16

SCALE
1/8" = 1'-0"

DATE

SHEET NUMBER
A2.03

ORIGINAL SIZE: 30"x42"

©CSAO,INC.

P:\2024-16_WWII CAMP WALL\03-DWG\A2.01-A2.05-WWIIM_MATERIAL PLAN-1_8.DWG - PLOTTED BY CSTCLS 11 ON 3/24/2026

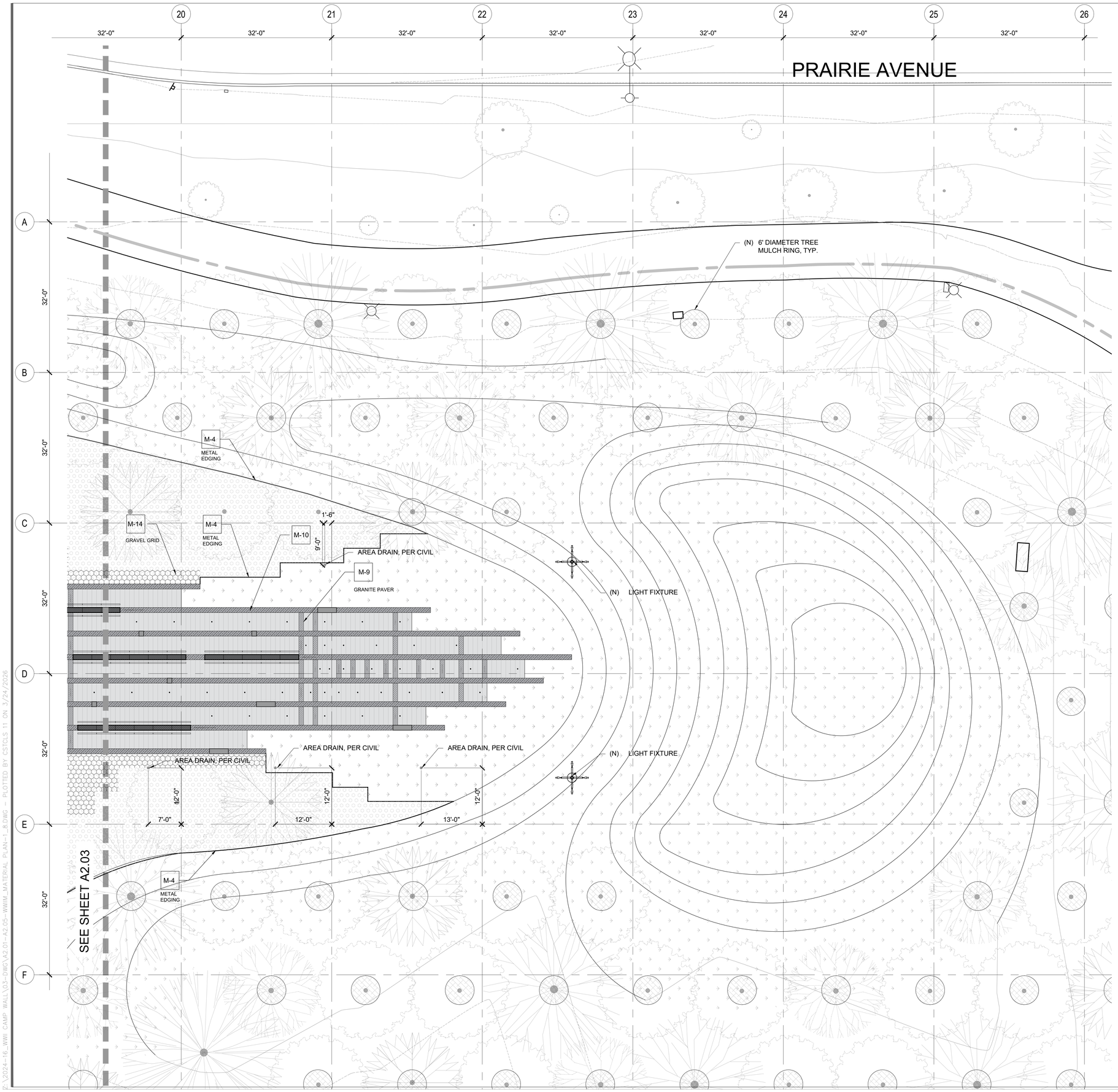

MATERIAL LEGEND

PARK

SYMBOL	KEY	ITEM	QUANTITY	COLOR/FINISH
	M-1	CONCRETE PAVING TYPE 1	6,801 SF	TO MATCH EXISTING
	M-2	INTEGRAL COLOR CONCRETE PAVING TYPE 2	1,573 SF	DAVIS COLOR, DARK GREY
	M-3	SHREDDED BARK MULCH	6,632 SF	3" DEEP
	M-13	GRAVEL MULCH, SOUTHWEST BOULDER AND STONE	21,223 SF	¾" PEWTER GREY 2" DEEP WITH 1" OF SHREDED BARK MULCH UNDERNEATH
	M-14	GRAVEL PAVING GRID INVISIBLE STRUCTURES OR TRUE GRID	3,940 SF	BLACK
	M-4	METAL EDGING JD RUSSELL	614 LF	BLACK, ¼" THICK, 6" DEEP
	M-5	ADA TRUNCTATED DOME PAVING	84 SF	PER CODE REQUIREMENTS

MONUMENT

SYMBOL	KEY	ITEM	QUANTITY	COLOR/FINISH SOURCE 1	SOURCE 2
	M-6	BLACK GRANITE PANEL TYPE 1	10,695 SF	RAVEN NOIR/ COLD SPRINGS BLACK/ ACADEMY BLACK, POLISHED FINISH	QUARRA VOLGA BLACK PREMIER, POLISHED FINISH
	M-7	BLACK GRANITE PANEL TYPE 2	410 SF	RAVEN NOIR/ COLD SPRINGS BLACK/ ACADEMY BLACK, DIAMOND FINISH	QUARRA VOLGA BLACK, HONED FINISH
	M-8	12"X4" BASALT PAVER (4% HAS TEXT ENGRAVING, SEE PLAN)	2,263 UNIT PAVERS = 8,864 SF	QUARRA BASALT SPOKEN FINISH	
	M-9	12"X4" GRANITE PAVER (92% HAS EMBEDDED STAINLESS STEEL LETTERING, SEE PLAN)	80 UNIT PAVERS = 314 SF	MESABI BLACK, RUB AND SAND FINISH	QUARRA BLACK, BRIGHT FINISH
	M-10	GRANITE STRIPE (4% HAS EMBEDDED STAINLESS STEEL LETTERING, SEE PLAN)	2,320 SF	RAVEN NOIR/ COLD SPRINGS BLACK/ ACADEMY BLACK, TEXTURED FINISH	QUARRA VOLGA BLACK, BRIGHT BLAST FINISH

GRAPHIC MAP

SYMBOL	KEY	ITEM	QUANTITY	COLOR/FINISH
	M-11	PAINT TYPE 1 STREETBOND	20 SF	DARK GREY
	M-12	SANDBLASTED	48 SF	

FIXTURE LEGEND

KEY	ITEM	QUANTITY	MANUFACTURER	
F-1	VROOM BICYCLE RACK 686A	4	VESTRE, POWDER COATED, IN GROUND MOUNT	
F-2	BENCH 13"Wx12"Lx18"H	23	SOURCE 1: RAVEN NOIR/ COLD SPRINGS BLACK/ ACADEMY BLACK, TEXTURED FINISH	SOURCE 2: QUARRA VOLGA BLACK, BRIGHT BLAST FINISH
F-3	BENCH 13"Wx48"Lx18"H	16	SOURCE 1: RAVEN NOIR/ COLD SPRINGS BLACK/ ACADEMY BLACK, TEXTURED FINISH	SOURCE 2: QUARRA VOLGA BLACK, BRIGHT BLAST FINISH
F-4	FLAG POLE	1		
F-5	VROOM STEEL LITTER BINS 644L	4	VESTRE, POWDER COATED	

LEAD CONSULTANT

CHEE SALETTE
ARCHITECT + LANDSCAPE ARCHITECT
1625 SOUTH CENTRAL AVENUE, GLENDALE, CA 91204
TEL : 747.240.6926

SUB CONSULTANT

The ideas and designs represented by this drawing, are prepared by CHEE SALETTE and are for the sole use with the World War II Japanese American Incarceration Monument.

CHEE SALETTE shall retain all common law, statutory and other reserved rights including copyright. The design shall not be used by others for any other purpose.

STAMP

LICENSED ARCHITECT
TINA CHEE
28208
12/30/2027
RENEWAL DATE
STATE OF CALIFORNIA

REGULATORY APPROVALS

DRAWING ISSUANCE

NO.	ISSUE	DATE
1	PROGRESS	01/17/2025
2	100% SCHEMATIC DESIGN	01/31/2025
3	25% DESIGN DEVELOPMENT	02/21/2025
4	75% DESIGN DEVELOPMENT	04/25/2025
5	100% DESIGN DEVELOPMENT	10/09/2025
6	100% DESIGN DEVELOPMENT	11/07/2025
7	PLAN CHECK #01	12/23/2025
8	BID SET	03/22/2026

PROJECT NAME

WWII JAPANESE AMERICAN INCARCERATION MONUMENT

4045 190TH STREET
TORRANCE, CA 90504

TITLE

ENLARGED MATERIAL PLAN

PROJECT
2024-16

SCALE
1/8" = 1'-0"

DATE

SHEET NUMBER
A2.04

ORIGINAL SIZE: 30"x42"

©CSAO,INC.

F:\2024-16_WWII CAMP WALL\03-DWG\A2.01-A2.05-WWIM_MATERIAL PLAN-1_8.DWG - PLOTTED BY CSTOLS 11 ON 3/24/2026

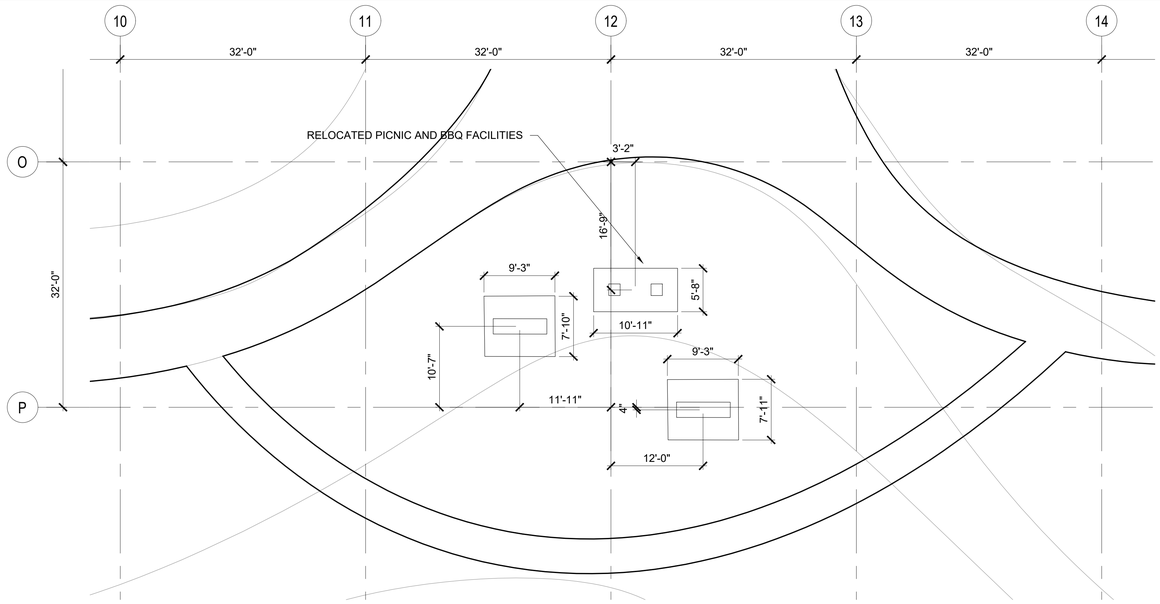

01 ENLARGED SITE PLAN

SCALE: 1/8" = 1'-0"

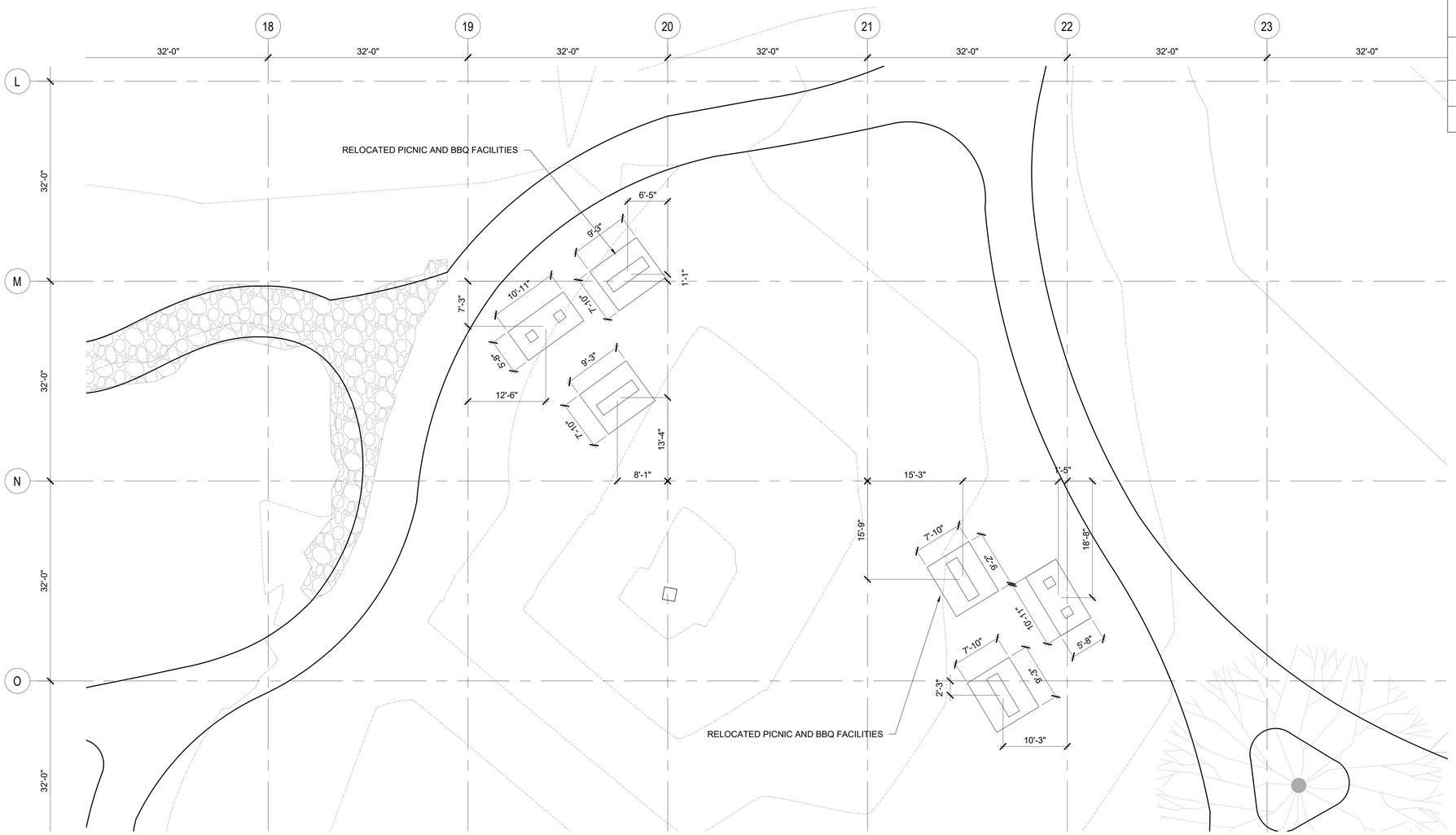

02 ENLARGED SITE PLAN

SCALE: 1/8" = 1'-0"

0' 4' 8' 16'

N

MATERIAL LEGEND

PARK

SYMBOL	KEY	ITEM	QUANTITY	COLOR/FINISH
	M-1	CONCRETE PAVING TYPE 1	6,801 SF	TO MATCH EXISTING
	M-2	INTEGRAL COLOR CONCRETE PAVING TYPE 2	1,573 SF	DAVIS COLOR, DARK GREY
	M-3	SHREDDED BARK MULCH	6,632 SF	3" DEEP
	M-13	GRAVEL MULCH, SOUTHWEST BOULDER AND STONE	21,223 SF	¾" PEWTER GREY 2" DEEP WITH 1" OF SHREDED BARK MULCH UNDERNEATH
	M-14	GRAVEL PAVING GRID INVISIBLE STRUCTURES OR TRUE GRID	3,940 SF	BLACK
	M-4	METAL EDGING JD RUSSELL	614 LF	BLACK, ¼" THICK, 6" DEEP
	M-5	ADA TRUNCTATED DOME PAVING	84 SF	PER CODE REQUIREMENTS

MONUMENT

SYMBOL	KEY	ITEM	QUANTITY	COLOR/FINISH SOURCE 1	COLOR/FINISH SOURCE 2
	M-6	BLACK GRANITE PANEL TYPE 1	10,695 SF	RAVEN NOIR/ COLD SPRINGS BLACK/ ACADEMY BLACK, POLISHED FINISH	QUARRA VOLGA BLACK PREMIER, POLISHED FINISH
	M-7	BLACK GRANITE PANEL TYPE 2	410 SF	RAVEN NOIR/ COLD SPRINGS BLACK/ ACADEMY BLACK, DIAMOND FINISH	QUARRA VOLGA BLACK, HONED FINISH
	M-8	12"X47" BASALT PAVER (4% HAS TEXT ENGRAVING, SEE PLAN)	2,263 UNIT PAVERS = 8,864 SF	QUARRA BASALT SPOKEN FINISH	
	M-9	12"X47" GRANITE PAVER (62% HAS EMBEDDED STAINLESS STEEL LETTERING, SEE PLAN)	80 UNIT PAVERS = 314 SF	MESABI BLACK, RUB AND SAND FINISH	QUARRA BLACK, BRIGHT FINISH
	M-10	GRANITE STRIPE (4% HAS EMBEDDED STAINLESS STEEL LETTERING, SEE PLAN)	2,320 SF	RAVEN NOIR/ COLD SPRINGS BLACK/ ACADEMY BLACK, TEXTURED FINISH	QUARRA VOLGA BLACK, BRIGHT BLAST FINISH

GRAPHIC MAP

SYMBOL	KEY	ITEM	QUANTITY	COLOR/FINISH
	M-11	PAINT TYPE 1 STREETBOND	20 SF	DARK GREY
	M-12	SANDBLASTED	48 SF	

FIXTURE LEGEND

KEY	ITEM	QUANTITY	MANUFACTURER	
F-1	VROOM BICYCLE RACK 686A	4	VESTRE, POWDER COATED, IN GROUND MOUNT	
F-2	BENCH 13"Wx12"Lx18"H	23	SOURCE 1: RAVEN NOIR/ COLD SPRINGS BLACK/ ACADEMY BLACK, TEXTURED FINISH	SOURCE 2: QUARRA VOLGA BLACK, BRIGHT BLAST FINISH
F-3	BENCH 13"Wx48"Lx18"H	16	SOURCE 1: RAVEN NOIR/ COLD SPRINGS BLACK/ ACADEMY BLACK, TEXTURED FINISH	SOURCE 2: QUARRA VOLGA BLACK, BRIGHT BLAST FINISH
F-4	FLAG POLE	1		
F-5	VROOM STEEL LITTER BINS 644L	4	VESTRE, POWDER COATED	

LEAD CONSULTANT

CHEE SALETTE
ARCHITECT + LANDSCAPE ARCHITECT
1625 SOUTH CENTRAL AVENUE, GLENDALE, CA 91204
TEL : 747.240.6926

SUB CONSULTANT

The ideas and designs represented by this drawing, are prepared by CHEE SALETTE and are for the sole use with the World War II Japanese American Incarceration Monument.

CHEE SALETTE shall retain all common law, statutory and other reserved rights including copyright. The design shall not be used by others for any other purpose.

STAMP

REGULATORY APPROVALS

DRAWING ISSUANCE

NO.	ISSUE	DATE
1	PROGRESS	01/17/2025
2	100% SCHEMATIC DESIGN	01/31/2025
3	25% DESIGN DEVELOPMENT	02/21/2025
4	75% DESIGN DEVELOPMENT	04/25/2025
5	100% DESIGN DEVELOPMENT	10/09/2025
6	100% DESIGN DEVELOPMENT	11/07/2025
7	PLAN CHECK #01	12/23/2025
8	BID SET	03/22/2026

PROJECT NAME

WWII JAPANESE AMERICAN INCARCERATION MONUMENT

4045 190TH STREET
TORRANCE, CA 90504

TITLE

ENLARGED MATERIAL PLAN

PROJECT
2024-16

SCALE
1/8" = 1'-0"

DATE

SHEET NUMBER

A2.05

ORIGINAL SIZE: 30"x42"

©CSAO,INC.

F:\2024-16_WWII CAMP WALL\03-DWG\A2.01-A2.05-WWIM_MATERIAL PLAN-1_8.DWG - PLOTTED BY CSTOLS 11 ON 3/24/2026

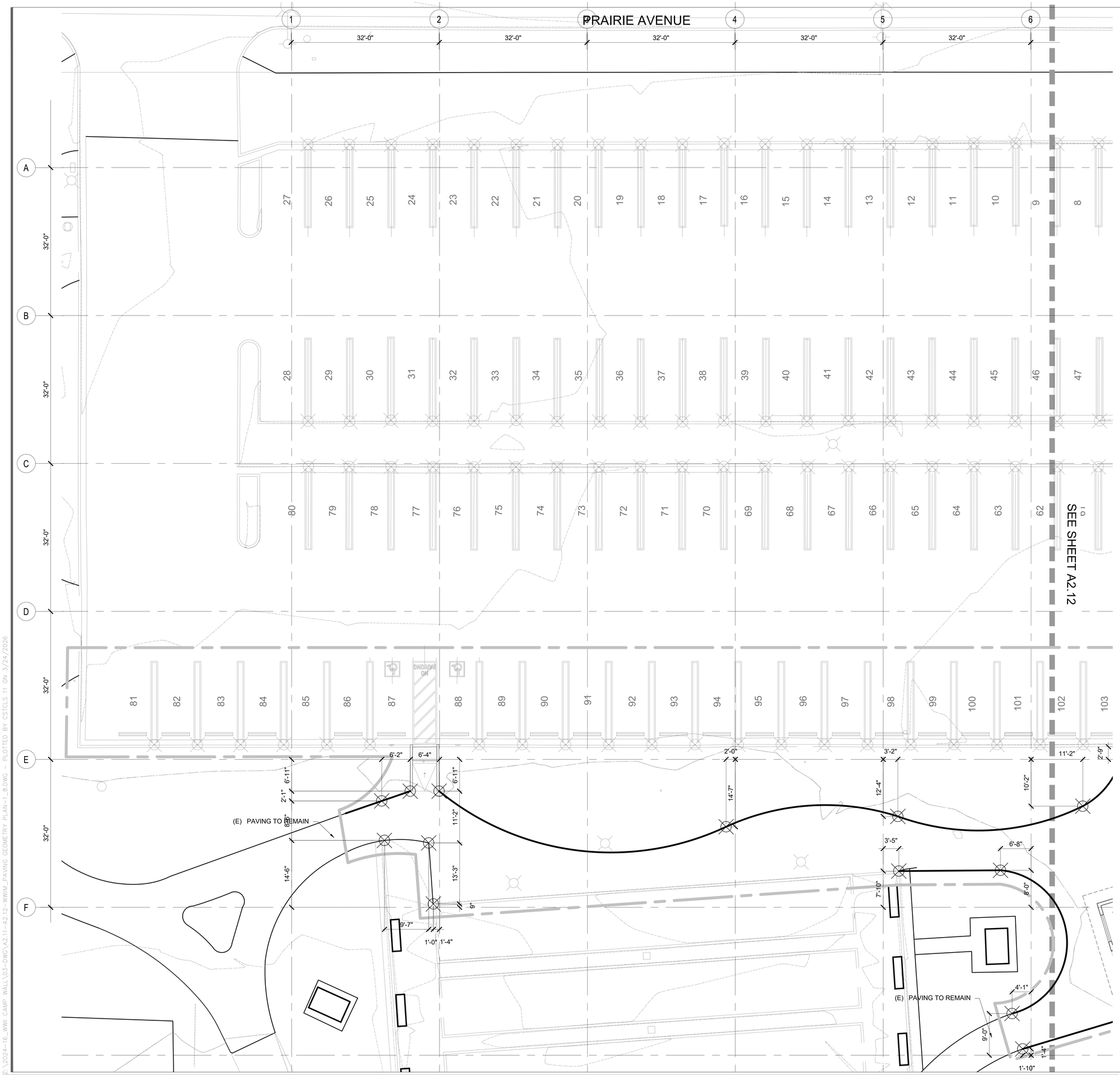

LEAD CONSULTANT

CHEE SALETTE
ARCHITECT + LANDSCAPE ARCHITECT
1625 SOUTH CENTRAL AVENUE, GLENDALE, CA 91204
TEL : 747.240.6926

SUB CONSULTANT

The ideas and designs represented by this drawing, are prepared by CHEE SALETTE and are for the sole use with the World War II Japanese American Incarceration Monument.

CHEE SALETTE shall retain all common law, statutory and other reserved rights including copyright. The design shall not be used by others for any other purpose.

STAMP

LICENSED ARCHITECT
TINA CHEE
28208
12/30/2027
RENEWAL DATE
STATE OF CALIFORNIA

REGULATORY APPROVALS

DRAWING ISSUANCE

NO.	ISSUE	DATE
1	PROGRESS	01/17/2025
2	100% SCHEMATIC DESIGN	01/31/2025
3	25% DESIGN DEVELOPMENT	02/21/2025
4	75% DESIGN DEVELOPMENT	04/25/2025
5	100% DESIGN DEVELOPMENT	10/09/2025
6	100% DESIGN DEVELOPMENT	11/07/2025
7	PLAN CHECK #01	12/23/2025
8	BID SET	03/22/2026

PROJECT NAME

WWII JAPANESE AMERICAN INCARCERATION MONUMENT

4045 190TH STREET
TORRANCE, CA 90504

TITLE

ENLARGED PAVING AND METAL EDGE GEOMETRY PLAN

PROJECT
2024-16

SCALE
1/8" = 1'-0"

DATE

SHEET NUMBER
A2.11

ORIGINAL SIZE: 30"x42"

©CSAO,INC.

Z:\2024-16_WWII CAMP WALL\03-DWG\A2.11-A2.12-WWIM_PAVING GEOMETRY PLAN-1_8.DWG - PLOTTED BY CSTCLS 11 ON 3/24/2026

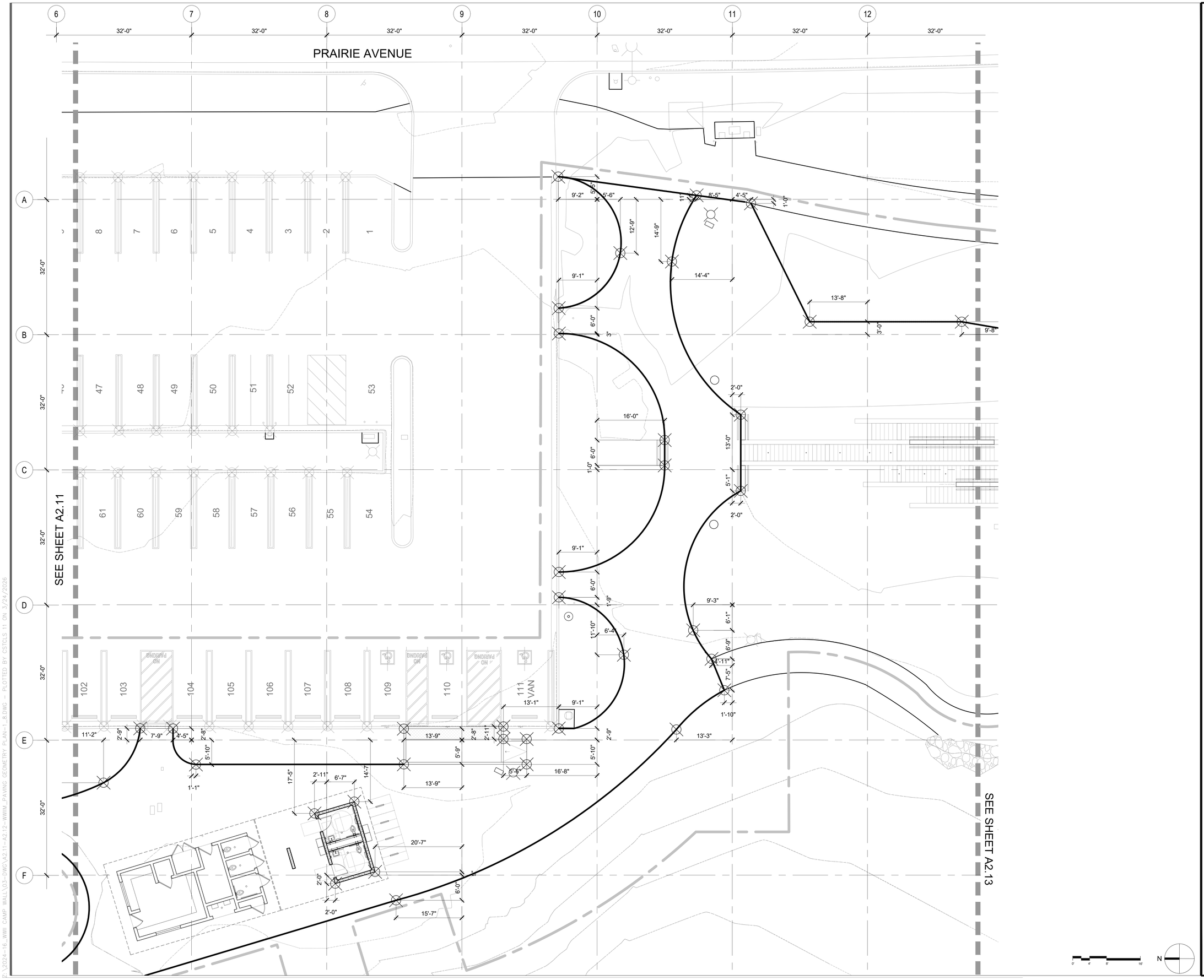

LEAD CONSULTANT

CHEE SALETTE
ARCHITECT + LANDSCAPE ARCHITECT
1625 SOUTH CENTRAL AVENUE, GLENDALE, CA 91204
TEL : 747.240.6926

SUB CONSULTANT

The ideas and designs represented by this drawing, are prepared by CHEE SALETTE and are for the sole use with the World War II Japanese American Incarceration Monument.

CHEE SALETTE shall retain all common law, statutory and other reserved rights including copyright. The design shall not be used by others for any other purpose.

STAMP

LICENSED ARCHITECT
TINA CHEE
28208
12/30/2027
RENEWAL DATE
STATE OF CALIFORNIA

REGULATORY APPROVALS

DRAWING ISSUANCE

NO.	ISSUE	DATE
1	PROGRESS	01/17/2025
2	100% SCHEMATIC DESIGN	01/31/2025
3	25% DESIGN DEVELOPMENT	02/21/2025
4	75% DESIGN DEVELOPMENT	04/25/2025
5	100% DESIGN DEVELOPMENT	10/09/2025
6	100% DESIGN DEVELOPMENT	11/07/2025
7	PLAN CHECK #01	12/23/2025
8	BID SET	03/22/2026

PROJECT NAME

WWII JAPANESE AMERICAN INCARCERATION MONUMENT

4045 190TH STREET
TORRANCE, CA 90504

TITLE

ENLARGED PAVING AND METAL EDGE GEOMETRY PLAN

PROJECT
2024-16

SCALE
1/8" = 1'-0"

DATE

SHEET NUMBER
A2.12

ORIGINAL SIZE: 30"x42"

©CSAO,INC.

Z:\2024-16_WWII CAMP WALL\03-DWG\A2.11-A2.12-WWIII_PAVING GEOMETRY PLAN-1_8.DWG - PLOTTED BY CSTCLS 11 ON 3/24/2026

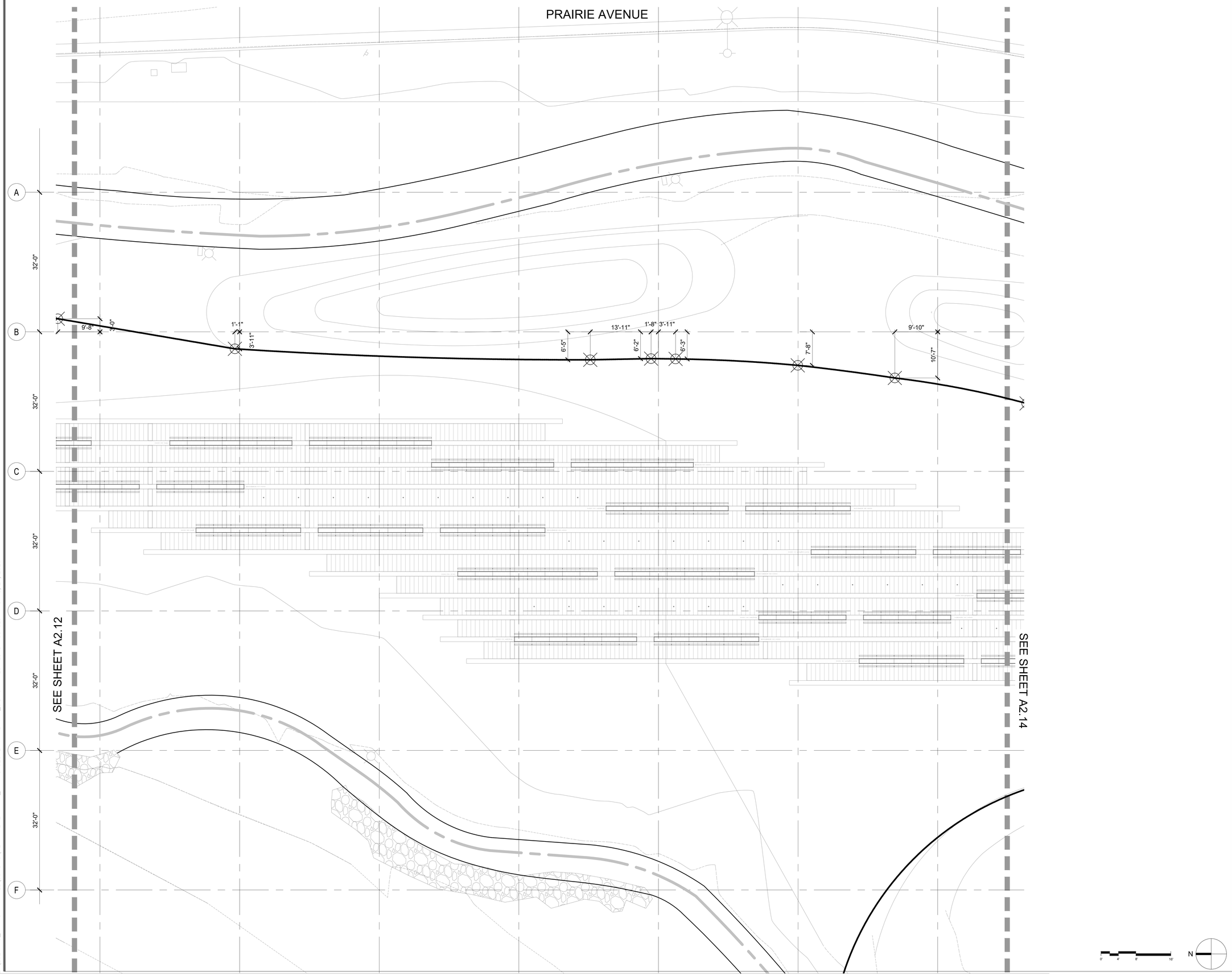

LEAD CONSULTANT

CHEE SALETTE
ARCHITECT + LANDSCAPE ARCHITECT
1625 SOUTH CENTRAL AVENUE, GLENDALE, CA 91204
TEL : 747.240.6926

SUB CONSULTANT

The ideas and designs represented by this drawing, are prepared by CHEE SALETTE and are for the sole use with the World War II Japanese American Incarceration Monument.

CHEE SALETTE shall retain all common law, statutory and other reserved rights including copyright. The design shall not be used by others for any other purpose.

STAMP

LICENSED ARCHITECT
TINA CHEE
28208
12/30/2027
RENEWAL DATE
STATE OF CALIFORNIA

REGULATORY APPROVALS

DRAWING ISSUANCE

NO.	ISSUE	DATE
1	PROGRESS	01/17/2025
2	100% SCHEMATIC DESIGN	01/31/2025
3	25% DESIGN DEVELOPMENT	02/21/2025
4	75% DESIGN DEVELOPMENT	04/25/2025
5	100% DESIGN DEVELOPMENT	10/09/2025
6	100% DESIGN DEVELOPMENT	11/07/2025
7	PLAN CHECK #01	12/23/2025
8	BID SET	03/22/2026

PROJECT NAME

WWII JAPANESE AMERICAN INCARCERATION MONUMENT

4045 190TH STREET
TORRANCE, CA 90504

TITLE

ENLARGED PAVING AND METAL EDGE GEOMETRY PLAN

PROJECT
2024-16

SCALE
1/8" = 1'-0"

DATE

SHEET NUMBER
A2.13

ORIGINAL SIZE: 30"x42"

©CSAO,INC.

Z:\2024-16_WWII CAMP WALL\03-DWG\A2.11-A2.12-WWIII_PAVING GEOMETRY PLAN-1_8.DWG - PLOTTED BY CSTOLS 11 ON 3/24/2026

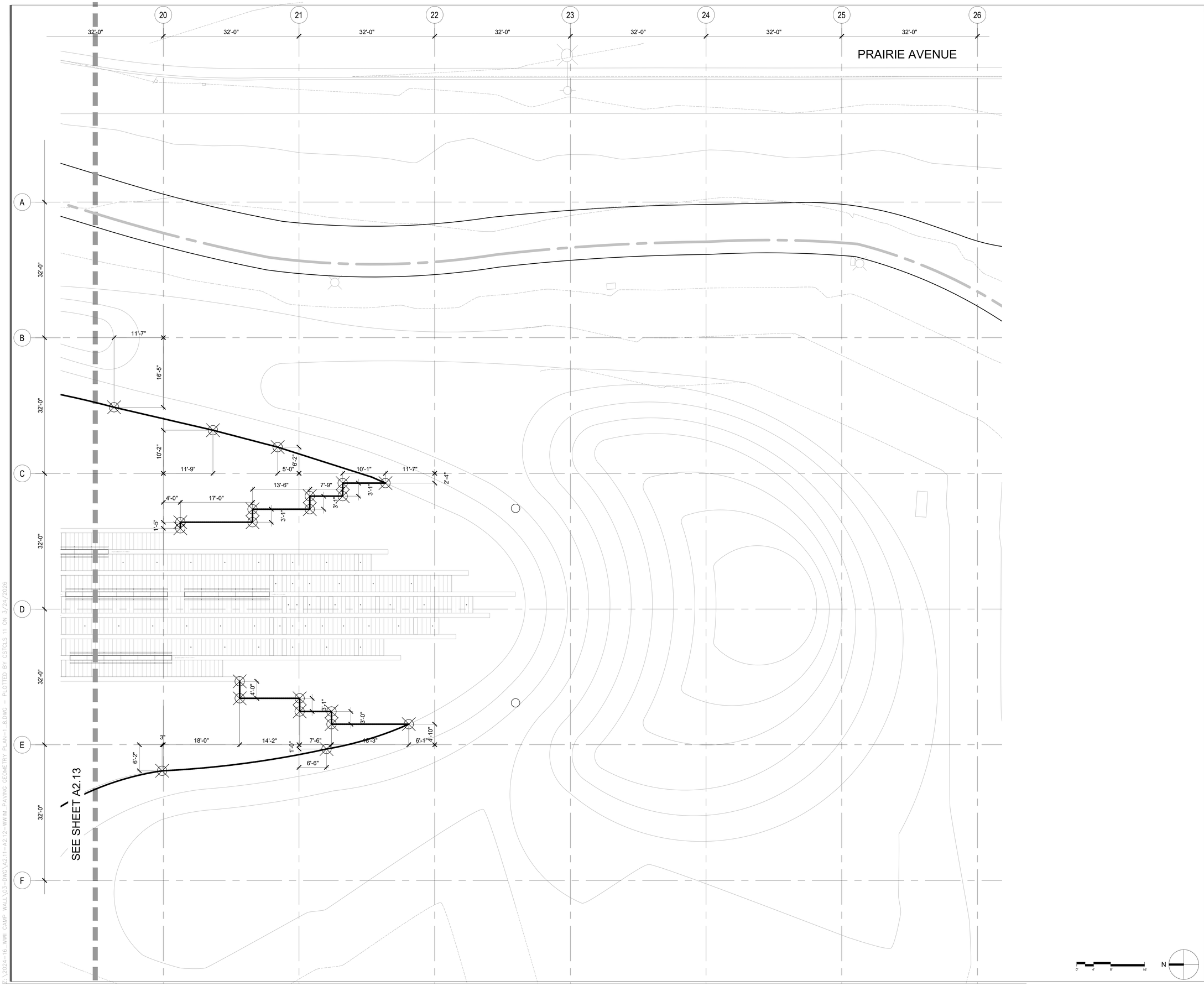

LEAD CONSULTANT

CHEE SALETTE
ARCHITECT + LANDSCAPE ARCHITECT
1625 SOUTH CENTRAL AVENUE, GLENDALE, CA 91204
TEL : 747.240.6926

SUB CONSULTANT

The ideas and designs represented by this drawing, are prepared by CHEE SALETTE and are for the sole use with the World War II Japanese American Incarceration Monument.

CHEE SALETTE shall retain all common law, statutory and other reserved rights including copyright. The design shall not be used by others for any other purpose.

STAMP

LICENSED ARCHITECT
TINA CHEE
28208
12/30/2027
RENEWAL DATE
STATE OF CALIFORNIA

REGULATORY APPROVALS

DRAWING ISSUANCE

NO.	ISSUE	DATE
1	PROGRESS	01/17/2025
2	100% SCHEMATIC DESIGN	01/31/2025
3	25% DESIGN DEVELOPMENT	02/21/2025
4	75% DESIGN DEVELOPMENT	04/25/2025
5	100% DESIGN DEVELOPMENT	10/09/2025
6	100% DESIGN DEVELOPMENT	11/07/2025
7	PLAN CHECK #01	12/23/2025
8	BID SET	03/22/2026

PROJECT NAME

WWII JAPANESE AMERICAN INCARCERATION MONUMENT

4045 190TH STREET
TORRANCE, CA 90504

TITLE

ENLARGED PAVING AND METAL EDGE GEOMETRY PLAN

PROJECT
2024-16

SCALE
1/8" = 1'-0"

DATE

SHEET NUMBER

A2.14

ORIGINAL SIZE: 30"x42"

©CSAO,INC.

Z:\2024-16_WWII_CAMP_WALL\03-DWG\A2.11-A2.12-WWIII_PAVING_GEOMETRY_PLAN-1_8.DWG - PLOTTED BY CSTCLS 11 ON 3/24/2026

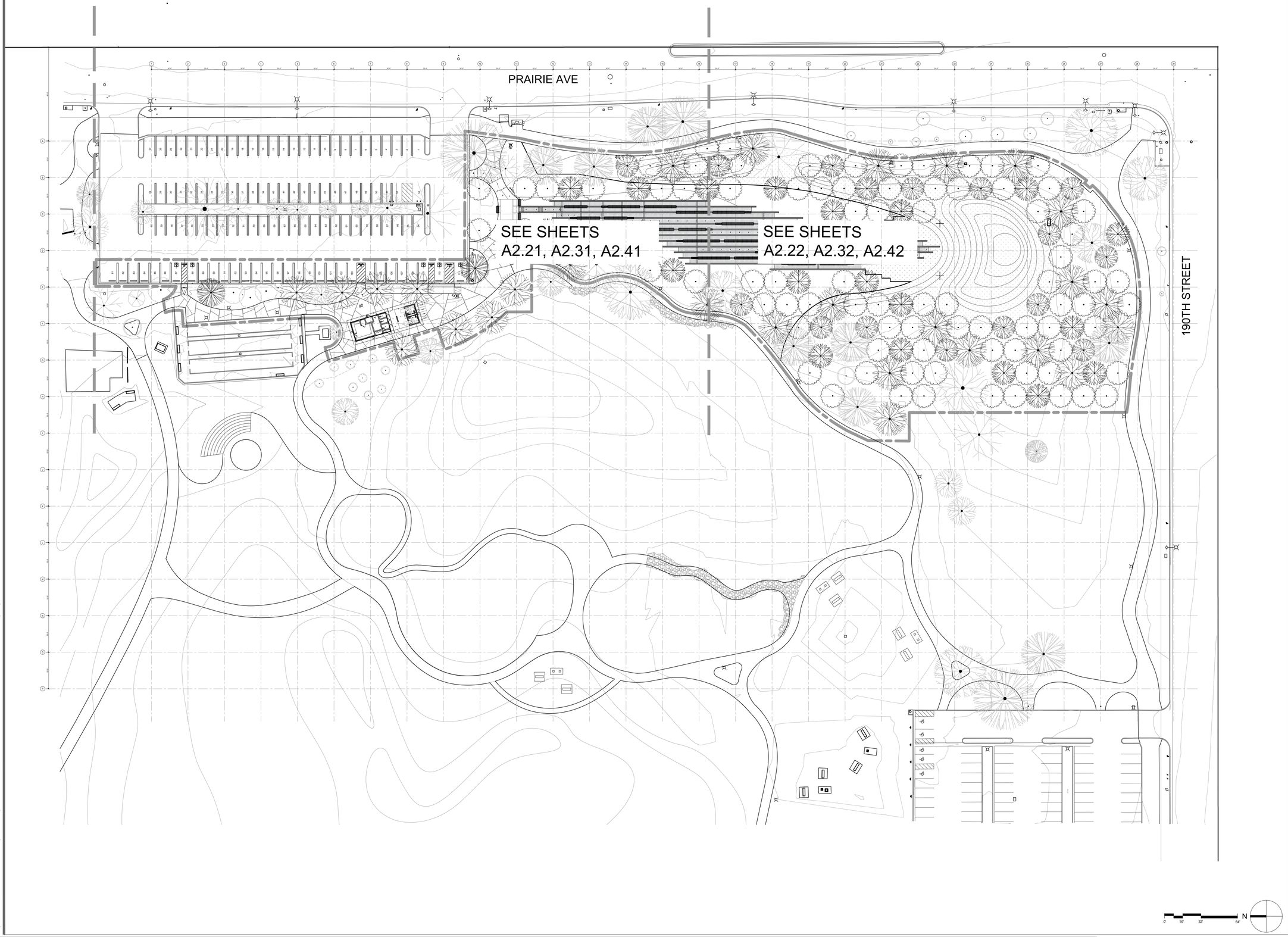

LEAD CONSULTANT

CHEE SALETTE
ARCHITECT + LANDSCAPE ARCHITECT
1625 SOUTH CENTRAL AVENUE, GLENDALE, CA 91204
TEL : 747.240.6926

SUB CONSULTANT

The ideas and designs represented by this drawing, are prepared by CHEE SALETTE and are for the sole use with the World War II Japanese American Incarceration Monument.

CHEE SALETTE shall retain all common law, statutory and other reserved rights including copyright. The design shall not be used by others for any other purpose.

STAMP

LICENSED ARCHITECT
TINA CHEE
28208
12/30/2027
RENEWAL DATE
STATE OF CALIFORNIA

REGULATORY APPROVALS

DRAWING ISSUANCE

NO.	ISSUE	DATE
1	PROGRESS	01/17/2025
2	100% SCHEMATIC DESIGN	01/31/2025
3	25% DESIGN DEVELOPMENT	02/21/2025
4	75% DESIGN DEVELOPMENT	04/25/2025
5	100% DESIGN DEVELOPMENT	10/09/2025
6	100% DESIGN DEVELOPMENT	11/07/2025
7	PLAN CHECK #01	12/23/2025
8	BID SET	03/22/2026

PROJECT NAME

WWII JAPANESE AMERICAN INCARCERATION MONUMENT

4045 190TH STREET
TORRANCE, CA 90504

TITLE

ENLARGED KEY PLAN

PROJECT
2024-16

SCALE
1/32" = 1'-0"

DATE

SHEET NUMBER
A2.20

ORIGINAL SIZE: 30"x42"

©CSAO,INC.

Z:\2024-16_WWII CAMP WALL\03-DWG\A2.20-WWIII_KEY PLAN.DWG - PLOTTED BY CSTOLS 11 ON 3/24/2026

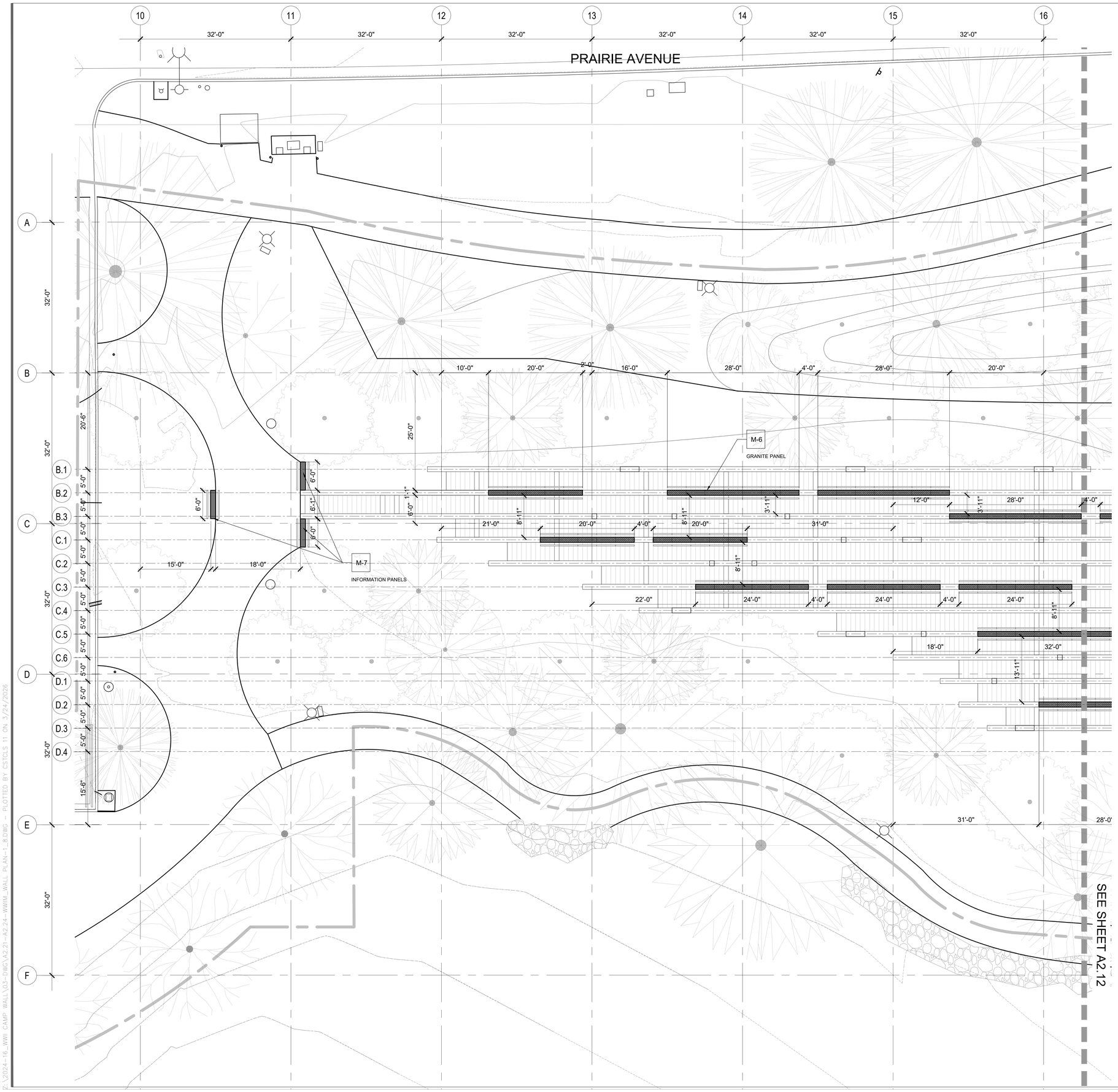

MATERIAL LEGEND

MONUMENT

SYMBOL	KEY	ITEM	QUANTITY	COLOR/FINISH SOURCE 1	SOURCE 2
	M-6	BLACK GRANITE PANEL TYPE 1	10,695 SF	RAVEN NOIR/ COLD SPRINGS BLACK/ ACADEMY BLACK, POLISHED FINISH	QUARRA VOLGA BLACK PREMIER, POLISHED FINISH
	M-7	BLACK GRANITE PANEL TYPE 2	410 SF	RAVEN NOIR/ COLD SPRINGS BLACK/ ACADEMY BLACK, **DIAMOND FINISH**	QUARRA VOLGA BLACK, HONED FINISH

LEAD CONSULTANT

CHEE SALETTE
ARCHITECT + LANDSCAPE ARCHITECT
1625 SOUTH CENTRAL AVENUE, GLENDALE, CA 91204
TEL : 747.240.6926

SUB CONSULTANT

The ideas and designs represented by this drawing, are prepared by CHEE SALETTE and are for the sole use with the World War II Japanese American Incarceration Monument.

CHEE SALETTE shall retain all common law, statutory and other reserved rights including copyright. The design shall not be used by others for any other purpose.

STAMP

LICENSED ARCHITECT
TINA CHEE
28208
12/30/2027
RENEWAL DATE
STATE OF CALIFORNIA

REGULATORY APPROVALS

DRAWING ISSUANCE

NO.	ISSUE	DATE
1	PROGRESS	01/17/2025
2	100% SCHEMATIC DESIGN	01/31/2025
3	25% DESIGN DEVELOPMENT	02/21/2025
4	75% DESIGN DEVELOPMENT	04/25/2025
5	100% DESIGN DEVELOPMENT	10/09/2025
6	100% DESIGN DEVELOPMENT	11/07/2025
7	PLAN CHECK #01	12/23/2025
8	BID SET	03/22/2026

PROJECT NAME

WWII JAPANESE AMERICAN INCARCERATION MONUMENT

4045 190TH STREET
TORRANCE, CA 90504

TITLE

ENLARGED GRANITE WALL PLAN

PROJECT
2024-16

SCALE
1/8" = 1'-0"

DATE

SHEET NUMBER

A2.21

ORIGINAL SIZE: 30"x42"

©CSAO,INC.

Z:\2024-16_WWII CAMP WALL\03-DWG\A2.21-A2.24-WWIM_WALL PLAN-1_8.DWG - PLOTTED BY CSTCLS 11 ON 3/24/2026

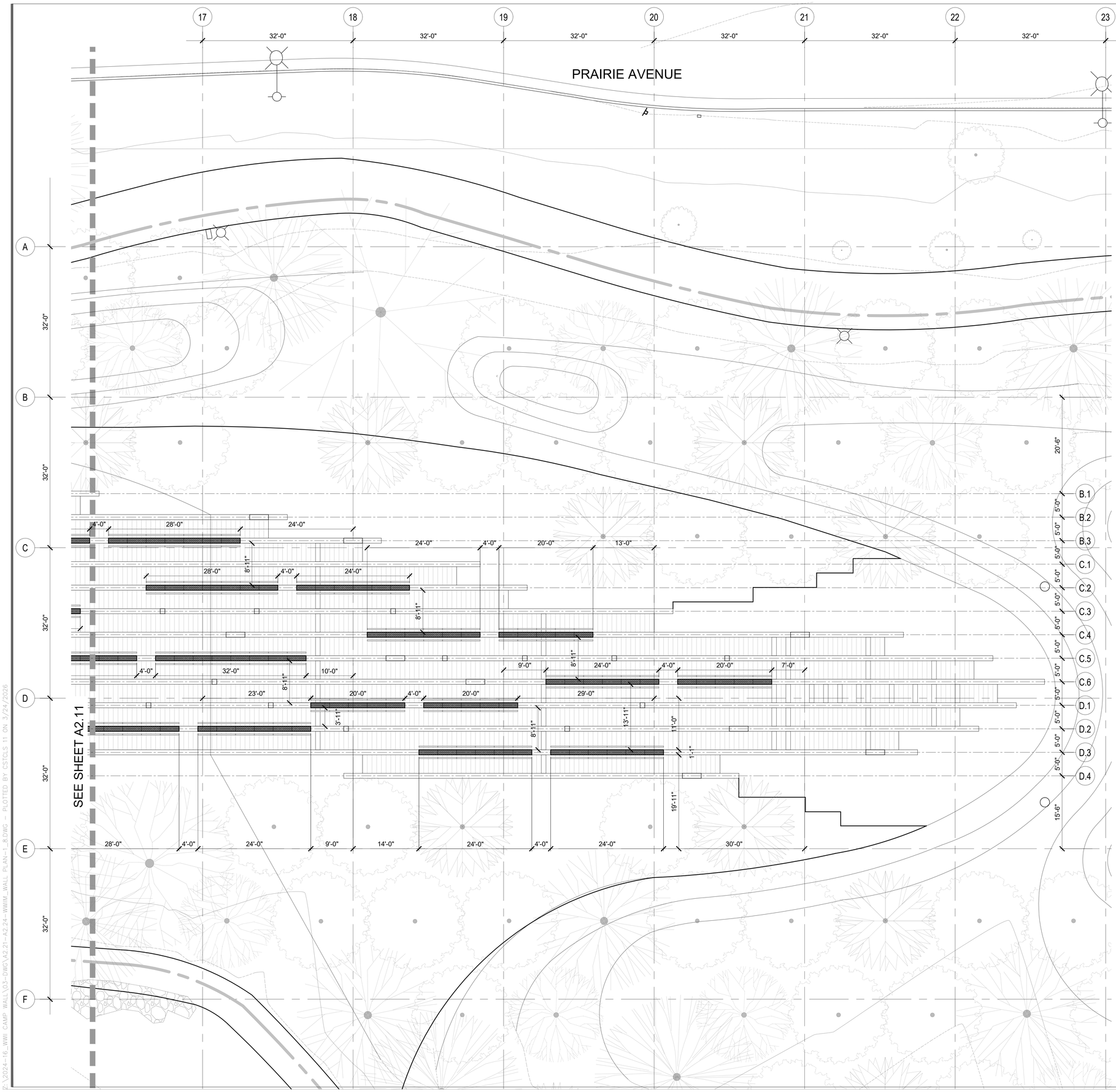

MATERIAL LEGEND

MONUMENT

SYMBOL	KEY	ITEM	QUANTITY	COLOR/FINISH SOURCE 1	SOURCE 2
	M-6	BLACK GRANITE PANEL TYPE 1	10,695 SF	RAVEN NOIR/ COLD SPRINGS BLACK/ ACADEMY BLACK, POLISHED FINISH	QUARRA VOLGA BLACK PREMIER, POLISHED FINISH
	M-7	BLACK GRANITE PANEL TYPE 2	410 SF	RAVEN NOIR/ COLD SPRINGS BLACK/ ACADEMY BLACK, **DIAMOND FINISH**	QUARRA VOLGA BLACK, HONED FINISH

LEAD CONSULTANT

CHEE SALETTE
ARCHITECT + LANDSCAPE ARCHITECT
1625 SOUTH CENTRAL AVENUE, GLENDALE, CA 91204
TEL : 747.240.6926

SUB CONSULTANT

The ideas and designs represented by this drawing, are prepared by CHEE SALETTE and are for the sole use with the World War II Japanese American Incarceration Monument.

CHEE SALETTE shall retain all common law, statutory and other reserved rights including copyright. The design shall not be used by others for any other purpose.

STAMP

LICENSED ARCHITECT
TINA CHEE
28208
RENEWAL DATE
STATE OF CALIFORNIA

REGULATORY APPROVALS

DRAWING ISSUANCE

NO.	ISSUE	DATE
1	PROGRESS	01/17/2025
2	100% SCHEMATIC DESIGN	01/31/2025
3	25% DESIGN DEVELOPMENT	02/21/2025
4	75% DESIGN DEVELOPMENT	04/25/2025
5	100% DESIGN DEVELOPMENT	10/09/2025
6	100% DESIGN DEVELOPMENT	11/07/2025
7	PLAN CHECK #01	12/23/2025
8	BID SET	03/22/2026

PROJECT NAME

WWII JAPANESE AMERICAN INCARCERATION MONUMENT

4045 190TH STREET
TORRANCE, CA 90504

TITLE

ENLARGED GRANITE WALL PLAN

PROJECT
2024-16

SCALE
1/8" = 1'-0"

DATE

SHEET NUMBER
A2.22

ORIGINAL SIZE: 30"x42"

©CSAO,INC.

Z:\2024-16_WWII CAMP WALL\03-DWG\A2.21-A2.24-WWIM_WALL PLAN-1_8.DWG - PLOTTED BY CSTCLS 11 ON 3/24/2026



FIXTURE LEGEND

KEY	ITEM	QUANTITY	MANUFACTURER	
F-1	VROOM BICYCLE RACK 686A	4	VESTRE, POWDER COATED, IN GROUND MOUNT	
F-2	BENCH 13"Wx12"Lx18"H	23	SOURCE 1: RAVEN NOIR/ COLD SPRINGS BLACK/ ACADEMY BLACK, TEXTURED FINISH	SOURCE 2: QUARRA VOLGA BLACK, BRIGHT BLAST FINISH
F-3	BENCH 13"Wx48"Lx18"H	16	SOURCE 1: RAVEN NOIR/ COLD SPRINGS BLACK/ ACADEMY BLACK, TEXTURED FINISH	SOURCE 2: QUARRA VOLGA BLACK, BRIGHT BLAST FINISH
F-4	FLAG POLE	1		
F-5	VROOM STEEL LITTER BINS 644L	4	VESTRE, POWDER COATED	

LEAD CONSULTANT

CHEE SALETTE
ARCHITECT + LANDSCAPE ARCHITECT
1625 SOUTH CENTRAL AVENUE, GLENDALE, CA 91204
TEL : 747.240.6926

SUB CONSULTANT

The ideas and designs represented by this drawing, are prepared by CHEE SALETTE and are for the sole use with the World War II Japanese American Incarceration Monument.

CHEE SALETTE shall retain all common law, statutory and other reserved rights including copyright. The design shall not be used by others for any other purpose.

STAMP

LICENSED ARCHITECT
TINA CHEE
28208
6/30/2027
RENEWAL DATE
STATE OF CALIFORNIA

REGULATORY APPROVALS

DRAWING ISSUANCE

NO.	ISSUE	DATE
1	PROGRESS	01/17/2025
2	100% SCHEMATIC DESIGN	01/31/2025
3	25% DESIGN DEVELOPMENT	02/21/2025
4	75% DESIGN DEVELOPMENT	04/25/2025
5	100% DESIGN DEVELOPMENT	10/09/2025
6	100% DESIGN DEVELOPMENT	11/07/2025
7	PLAN CHECK #01	12/23/2025
8	BID SET	03/22/2026

PROJECT NAME

WWII JAPANESE AMERICAN INCARCERATION MONUMENT

4045 190TH STREET
TORRANCE, CA 90504

TITLE

ENLARGED BENCH PLAN

PROJECT
2024-16

SCALE
1/8" = 1'-0"

DATE

SHEET NUMBER

A2.31

ORIGINAL SIZE: 30"x42"

©CSAO,INC.

Z:\2024-16_WWII CAMP WALL\03-DWG\A2.31-A2.32-WWIM_BENCH PLAN-1_8.DWG -- PLOTTED BY CSTCLS 11 ON 3/24/2026

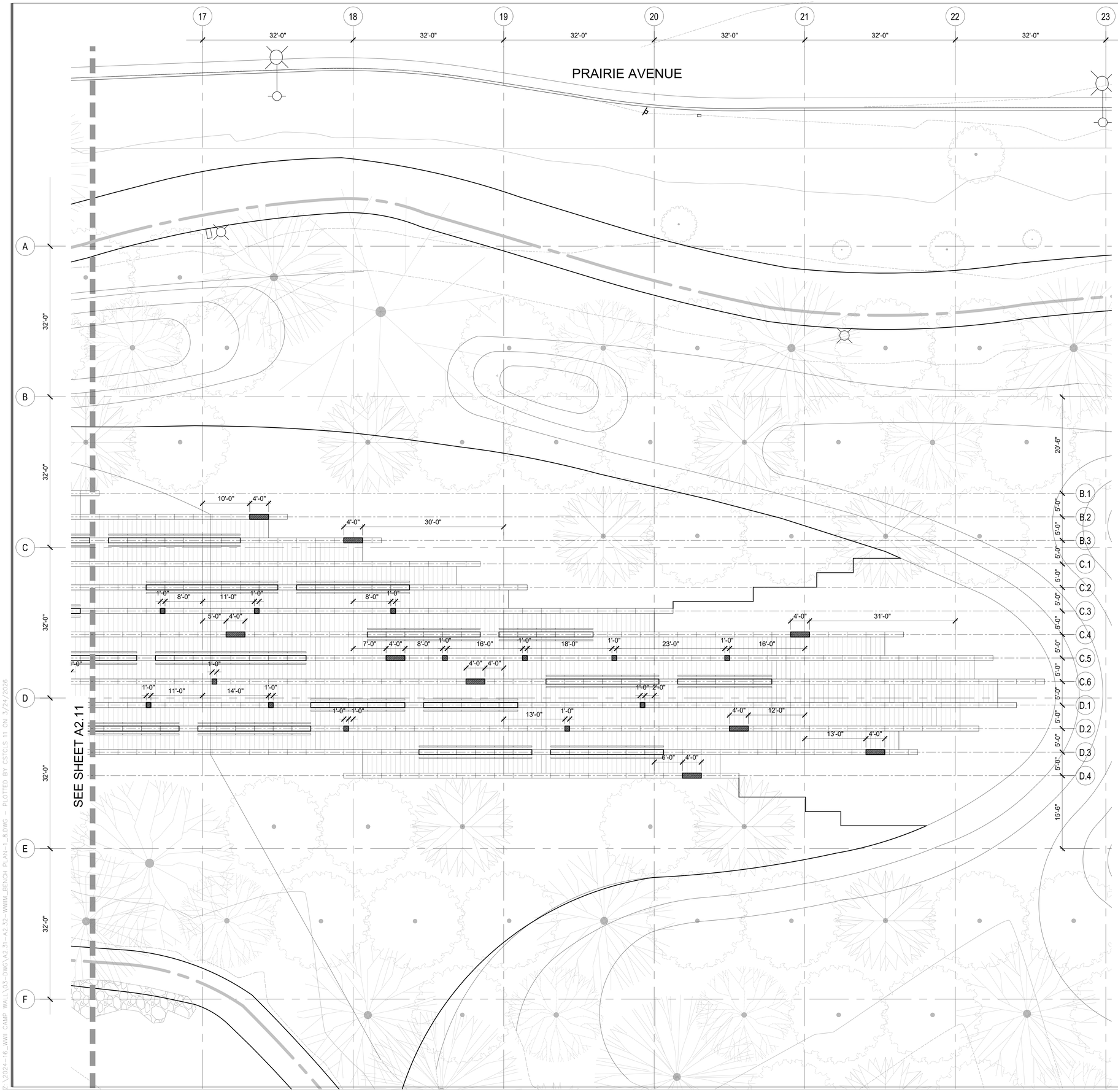

FIXTURE LEGEND

KEY	ITEM	QUANTITY	MANUFACTURER	
F-1	VROOM BICYCLE RACK 686A	4	VESTRE, POWDER COATED, IN GROUND MOUNT	
F-2	BENCH 13"Wx12"Lx18"H	23	SOURCE 1: RAVEN NOIR/ COLD SPRINGS BLACK/ ACADEMY BLACK, TEXTURED FINISH	SOURCE 2: QUARRA VOLGA BLACK, BRIGHT BLAST FINISH
F-3	BENCH 13"Wx48"Lx18"H	16	SOURCE 1: RAVEN NOIR/ COLD SPRINGS BLACK/ ACADEMY BLACK, TEXTURED FINISH	SOURCE 2: QUARRA VOLGA BLACK, BRIGHT BLAST FINISH
F-4	FLAG POLE	1		
F-5	VROOM STEEL LITTER BINS 644L	4	VESTRE, POWDER COATED	

LEAD CONSULTANT

CHEE SALETTE
ARCHITECT + LANDSCAPE ARCHITECT
1625 SOUTH CENTRAL AVENUE, GLENDALE, CA 91204
TEL : 747.240.6926

SUB CONSULTANT

The ideas and designs represented by this drawing, are prepared by CHEE SALETTE and are for the sole use with the World War II Japanese American Incarceration Monument.

CHEE SALETTE shall retain all common law, statutory and other reserved rights including copyright. The design shall not be used by others for any other purpose.

STAMP

LICENSED ARCHITECT
TINA CHEE
28208
RENEWAL DATE
STATE OF CALIFORNIA

REGULATORY APPROVALS

DRAWING ISSUANCE

NO.	ISSUE	DATE
1	PROGRESS	01/17/2025
2	100% SCHEMATIC DESIGN	01/31/2025
3	25% DESIGN DEVELOPMENT	02/21/2025
4	75% DESIGN DEVELOPMENT	04/25/2025
5	100% DESIGN DEVELOPMENT	10/09/2025
6	100% DESIGN DEVELOPMENT	11/07/2025
7	PLAN CHECK #01	12/23/2025
8	BID SET	03/22/2026

PROJECT NAME

WWII JAPANESE AMERICAN INCARCERATION MONUMENT

4045 190TH STREET
TORRANCE, CA 90504

TITLE

ENLARGED BENCH PLAN

PROJECT
2024-16

SCALE
1/8" = 1'-0"

DATE

SHEET NUMBER
A2.32

ORIGINAL SIZE: 30"x42"

©CSAO,INC.

Z:\2024-16_WWII CAMP WALL\03-DWG\A2.31-A2.32-WWIM_BENCH PLAN-1_8.DWG - PLOTTED BY CSTCLS 11 ON 3/24/2026

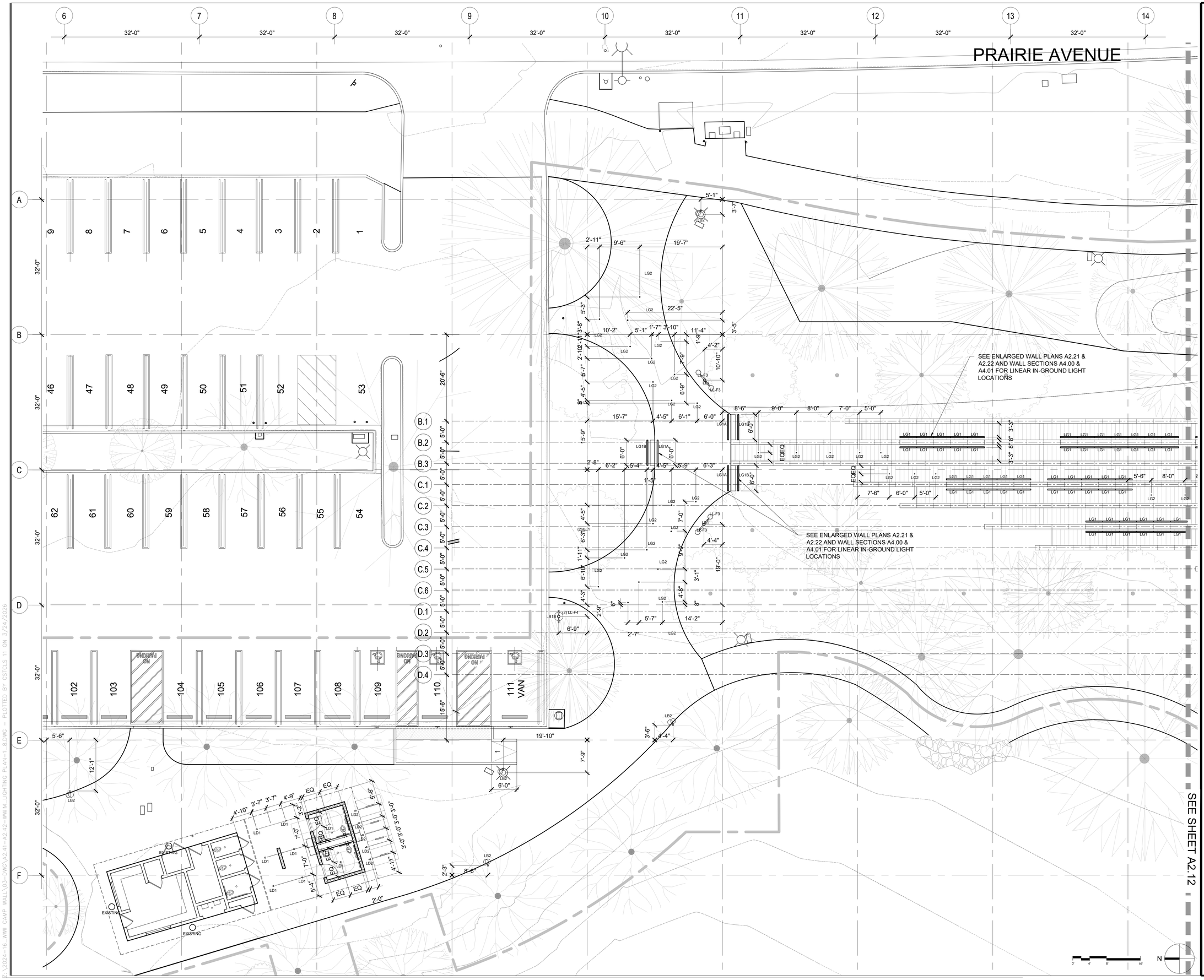

LEAD CONSULTANT

CHEE SALETTE
ARCHITECT + LANDSCAPE ARCHITECT
1625 SOUTH CENTRAL AVENUE, GLENDALE, CA 91204
TEL : 747.240.6926

SUB CONSULTANT

The ideas and designs represented by this drawing, are prepared by CHEE SALETTE and are for the sole use with the World War II Japanese American Incarceration Monument.

CHEE SALETTE shall retain all common law, statutory and other reserved rights including copyright. The design shall not be used by others for any other purpose.

STAMP

LICENSED ARCHITECT
TINA CHEE
28208
RENEWAL DATE
STATE OF CALIFORNIA

REGULATORY APPROVALS

DRAWING ISSUANCE

NO.	ISSUE	DATE
1	PROGRESS	01/17/2025
2	100% SCHEMATIC DESIGN	01/31/2025
3	25% DESIGN DEVELOPMENT	02/21/2025
4	75% DESIGN DEVELOPMENT	04/25/2025
5	100% DESIGN DEVELOPMENT	10/09/2025
6	100% DESIGN DEVELOPMENT	11/07/2025
7	PLAN CHECK #01	12/23/2025
8	BID SET	03/22/2026

PROJECT NAME

WWII JAPANESE AMERICAN INCARCERATION MONUMENT

4045 190TH STREET
TORRANCE, CA 90504

TITLE

ENLARGED LIGHTING PLAN

PROJECT
2024-16

SCALE
1/8" = 1'-0"

DATE

SHEET NUMBER

A2.41

ORIGINAL SIZE: 30"x42"

©CSAO,INC.

Z:\2024-16_WWII CAMP WALL\03-DWG\A2.41-A2.42-WWIII_LIGHTING PLAN-1.8.DWG - PLOTTED BY CSTOLS 11 ON 3/24/2026



LEAD CONSULTANT

CHEE SALETTE
ARCHITECT + LANDSCAPE ARCHITECT
1625 SOUTH CENTRAL AVENUE, GLENDALE, CA 91204
TEL : 747.240.6926

SUB CONSULTANT

The ideas and designs represented by this drawing, are prepared by CHEE SALETTE and are for the sole use with the World War II Japanese American Incarceration Monument.

CHEE SALETTE shall retain all common law, statutory and other reserved rights including copyright. The design shall not be used by others for any other purpose.

STAMP

LICENSED ARCHITECT
TINA CHEE
28208
12/30/2027
RENEWAL DATE
STATE OF CALIFORNIA

REGULATORY APPROVALS

DRAWING ISSUANCE

NO.	ISSUE	DATE
1	PROGRESS	01/17/2025
2	100% SCHEMATIC DESIGN	01/31/2025
3	25% DESIGN DEVELOPMENT	02/21/2025
4	75% DESIGN DEVELOPMENT	04/25/2025
5	100% DESIGN DEVELOPMENT	10/09/2025
6	100% DESIGN DEVELOPMENT	11/07/2025
7	PLAN CHECK #01	12/23/2025
8	BID SET	03/22/2026

PROJECT NAME

WWII JAPANESE AMERICAN INCARCERATION MONUMENT

4045 190TH STREET
TORRANCE, CA 90504

TITLE

ENLARGED LIGHTING PLAN

PROJECT
2024-16

SCALE
1/8" = 1'-0"

DATE

SHEET NUMBER
A2.42

ORIGINAL SIZE: 30"x42"

©CSAO,INC.

F:\2024-16_WWII CAMP WALL\03-DWG\A2.41-A2.42-WWIM_LIGHTING PLAN-1_8.DWG - PLOTTED BY CSTCLS 11 ON 3/24/2026

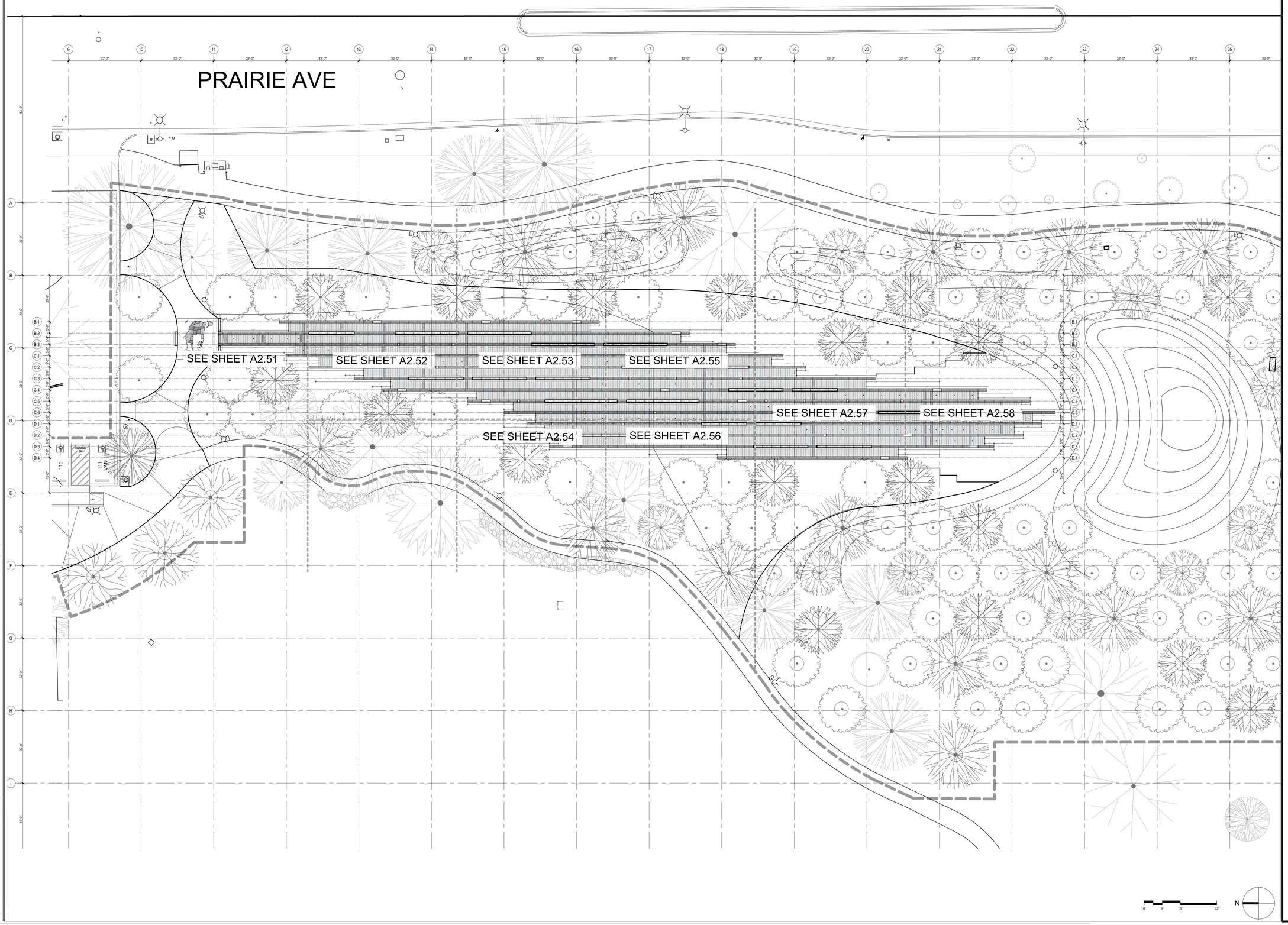

LEAD CONSULTANT

CHEE SALETTE
ARCHITECT + LANDSCAPE ARCHITECT
1625 SOUTH CENTRAL AVENUE, GLENDALE, CA 91204
TEL : 747.240.6926

SUB CONSULTANT

The ideas and designs represented by this drawing, are prepared by CHEE SALETTE and are for the sole use with the World War II Japanese American Incarceration Monument.

CHEE SALETTE shall retain all common law, statutory and other reserved rights including copyright. The design shall not be used by others for any other purpose.

STAMP

LICENSED ARCHITECT
TINA CHEE
28208
11/30/2027
RENEWAL DATE
STATE OF CALIFORNIA

REGULATORY APPROVALS

DRAWING ISSUANCE

NO.	ISSUE	DATE
1	PROGRESS	01/17/2025
2	100% SCHEMATIC DESIGN	01/31/2025
3	25% DESIGN DEVELOPMENT	02/21/2025
4	75% DESIGN DEVELOPMENT	04/25/2025
5	100% DESIGN DEVELOPMENT	10/09/2025
6	100% DESIGN DEVELOPMENT	11/07/2025
7	PLAN CHECK #01	12/23/2025
8	BID SET	03/22/2026

PROJECT NAME

WWII JAPANESE AMERICAN INCARCERATION MONUMENT

4045 190TH STREET
TORRANCE, CA 90504

TITLE

ENLARGED PAVING KEY PLAN

PROJECT
2024-16

SCALE
1/16" = 1'-0"

DATE

SHEET NUMBER
A2.50

ORIGINAL SIZE: 30"x42"

©CSAO,INC.

Z:\2024-16_WWII_CAMP_WALL\03-DWG\A2.50-A2.58-WWIIM_PAVING PLAN-1_4.DWG - PLOTTED BY CSTOLS 11 ON 3/24/2026

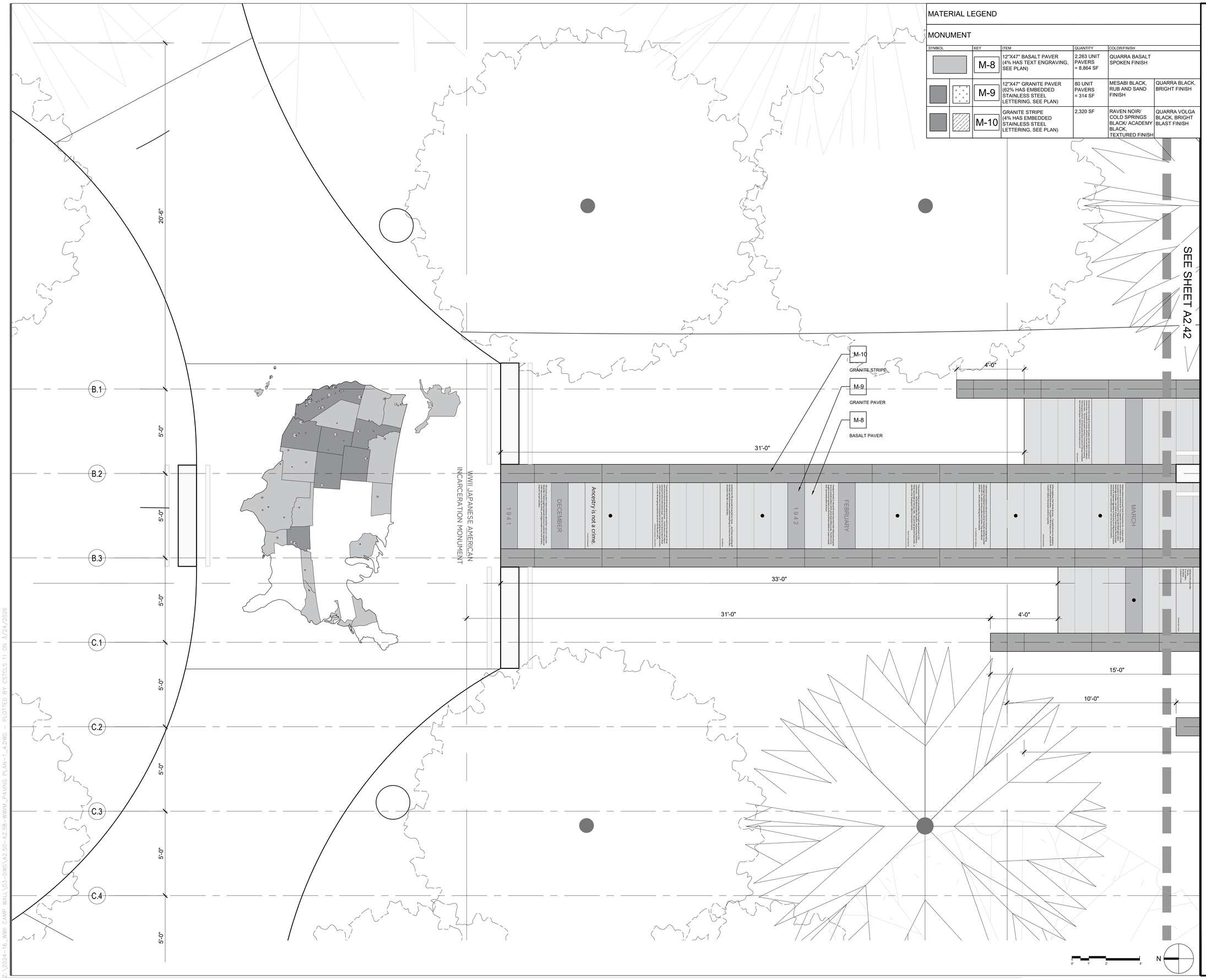

MATERIAL LEGEND

MONUMENT

SYMBOL	KEY	ITEM	QUANTITY	COLOR/FINISH	
	M-8	12"X47" BASALT PAVER (4% HAS TEXT ENGRAVING, SEE PLAN)	2,263 UNIT PAVERS = 8,864 SF	QUARRA BASALT SPOKEN FINISH	
	M-9	12"X47" GRANITE PAVER (62% HAS EMBEDDED STAINLESS STEEL LETTERING, SEE PLAN)	80 UNIT PAVERS = 314 SF	MESABI BLACK, RUB AND SAND FINISH	QUARRA BLACK, BRIGHT FINISH
	M-10	GRANITE STRIPE (4% HAS EMBEDDED STAINLESS STEEL LETTERING, SEE PLAN)	2,320 SF	RAVEN NOIR/ COLD SPRINGS BLACK/ ACADEMY BLACK, TEXTURED FINISH	QUARRA VOLGA BLACK, BRIGHT BLAST FINISH

LEAD CONSULTANT

CHEE SALETTE
ARCHITECT + LANDSCAPE ARCHITECT
1625 SOUTH CENTRAL AVENUE, GLENDALE, CA 91204
TEL : 747.240.6926

SUB CONSULTANT

The ideas and designs represented by this drawing, are prepared by CHEE SALETTE and are for the sole use with the World War II Japanese American Incarceration Monument.

CHEE SALETTE shall retain all common law, statutory and other reserved rights including copyright. The design shall not be used by others for any other purpose.

STAMP

LICENSED ARCHITECT
TINA CHEE
28208
RENEWAL DATE
STATE OF CALIFORNIA

REGULATORY APPROVALS

DRAWING ISSUANCE

NO.	ISSUE	DATE
1	PROGRESS	01/17/2025
2	100% SCHEMATIC DESIGN	01/31/2025
3	25% DESIGN DEVELOPMENT	02/21/2025
4	75% DESIGN DEVELOPMENT	04/25/2025
5	100% DESIGN DEVELOPMENT	10/09/2025
6	100% DESIGN DEVELOPMENT	11/07/2025
7	PLAN CHECK #01	12/23/2025
8	BID SET	03/22/2026

PROJECT NAME

WWII JAPANESE AMERICAN INCARCERATION MONUMENT

4045 190TH STREET
TORRANCE, CA 90504

TITLE

ENLARGED PAVING PLAN

PROJECT
2024-16

SCALE
1/2" = 1'-0"

DATE

SHEET NUMBER
A2.51

ORIGINAL SIZE: 30"x42"

©CSAO,INC.

P:\2024-16_WWII CAMP WALL\03-DWG\A2.50-A2.58-WWIIM_PAVING PLAN-1_4.DWG - PLOTTED BY CSTCLS 11 ON 3/24/2026

MATERIAL LEGEND

MONUMENT

SYMBOL	KEY	ITEM	QUANTITY	COLOR/FINISH	
	M-8	12"X47" BASALT PAVER (4% HAS TEXT ENGRAVING, SEE PLAN)	2,263 UNIT PAVERS = 8,864 SF	QUARRA BASALT SPOKEN FINISH	
	M-9	12"X47" GRANITE PAVER (62% HAS EMBEDDED STAINLESS STEEL LETTERING, SEE PLAN)	80 UNIT PAVERS = 314 SF	MESABI BLACK, RUB AND SAND FINISH	QUARRA BLACK, BRIGHT FINISH
	M-10	GRANITE STRIPE (4% HAS EMBEDDED STAINLESS STEEL LETTERING, SEE PLAN)	2,320 SF	RAVEN NOIR/ COLD SPRINGS BLACK/ ACADEMY BLACK, TEXTURED FINISH	QUARRA VOLGA BLACK, BRIGHT BLAST FINISH

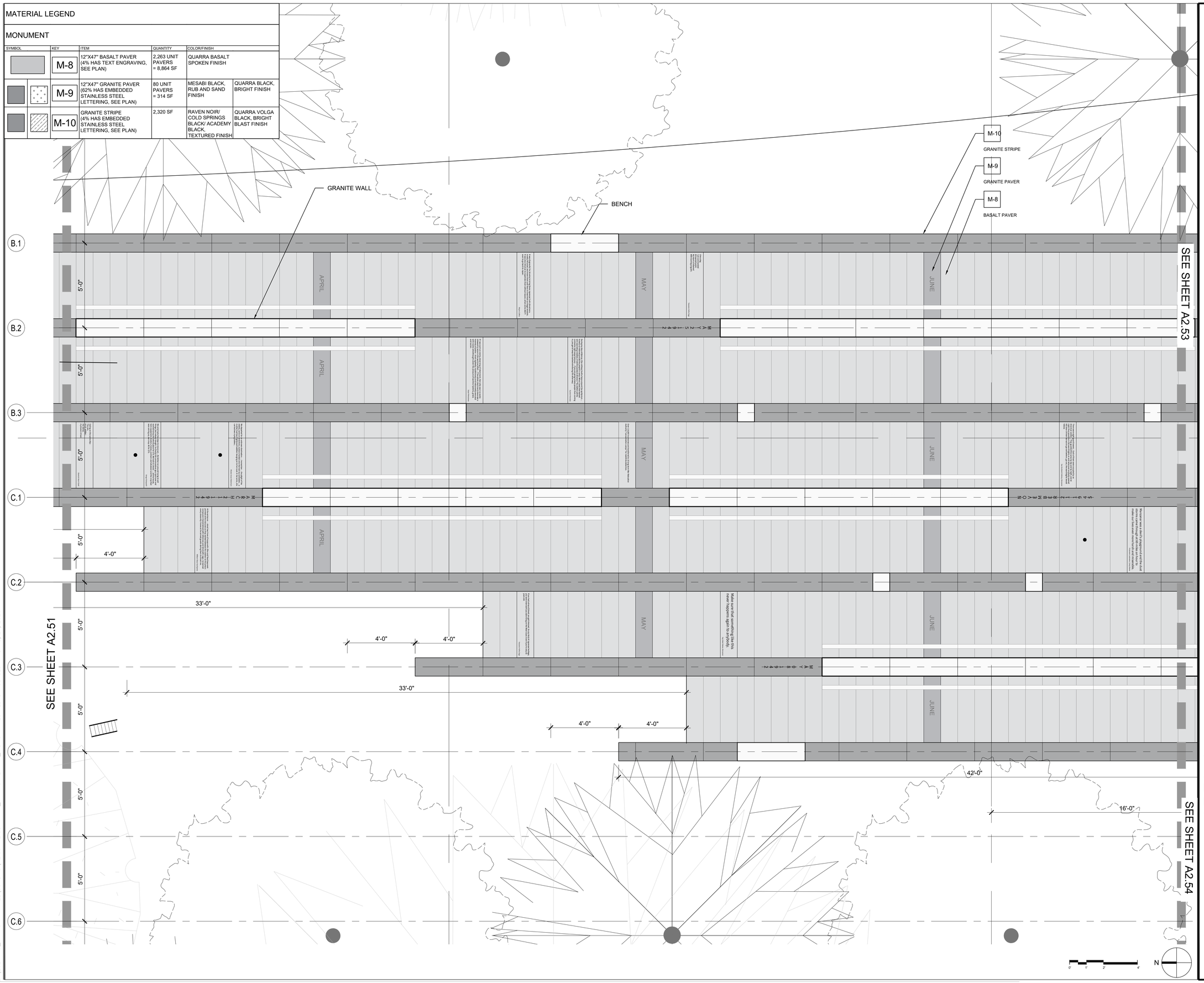

LEAD CONSULTANT

CHEE SALETTE
ARCHITECT + LANDSCAPE ARCHITECT
1625 SOUTH CENTRAL AVENUE, GLENDALE, CA 91204
TEL : 747.240.6926

SUB CONSULTANT

The ideas and designs represented by this drawing, are prepared by CHEE SALETTE and are for the sole use with the World War II Japanese American Incarceration Monument.

CHEE SALETTE shall retain all common law, statutory and other reserved rights including copyright. The design shall not be used by others for any other purpose.

STAMP

LICENSED ARCHITECT
TINA CHEE
28208
10/30/2027
RENEWAL DATE
STATE OF CALIFORNIA

REGULATORY APPROVALS

DRAWING ISSUANCE

NO.	ISSUE	DATE
1	PROGRESS	01/17/2025
2	100% SCHEMATIC DESIGN	01/31/2025
3	25% DESIGN DEVELOPMENT	02/21/2025
4	75% DESIGN DEVELOPMENT	04/25/2025
5	100% DESIGN DEVELOPMENT	10/09/2025
6	100% DESIGN DEVELOPMENT	11/07/2025
7	PLAN CHECK #01	12/23/2025
8	BID SET	03/22/2026

PROJECT NAME

WWII JAPANESE AMERICAN INCARCERATION MONUMENT

4045 190TH STREET
TORRANCE, CA 90504

TITLE

ENLARGED PAVING PLAN

PROJECT
2024-16

SCALE
1/2" = 1'-0"

DATE

SHEET NUMBER
A2.52

ORIGINAL SIZE: 30"x42"

©CSAO,INC.

Z:\2024-16_WWII CAMP WALL\03-DWG\A2.50-A2.58-WWIM_PAVING PLAN-1_4.DWG - PLOTTED BY CSTOLS 11 ON 3/24/2026

MATERIAL LEGEND

MONUMENT

SYMBOL	KEY	ITEM	QUANTITY	COLOR/FINISH	
	M-8	12"X47" BASALT PAVER (4% HAS TEXT ENGRAVING, SEE PLAN)	2,263 UNIT PAVERS = 8,864 SF	QUARRA BASALT SPOKEN FINISH	
	M-9	12"X47" GRANITE PAVER (62% HAS EMBEDDED STAINLESS STEEL LETTERING, SEE PLAN)	80 UNIT PAVERS = 314 SF	MESABI BLACK, RUB AND SAND FINISH	QUARRA BLACK, BRIGHT FINISH
	M-10	GRANITE STRIPE (4% HAS EMBEDDED STAINLESS STEEL LETTERING, SEE PLAN)	2,320 SF	RAVEN NOIR/ COLD SPRINGS BLACK/ ACADEMY BLACK, TEXTURED FINISH	QUARRA VOLGA BLACK, BRIGHT BLAST FINISH

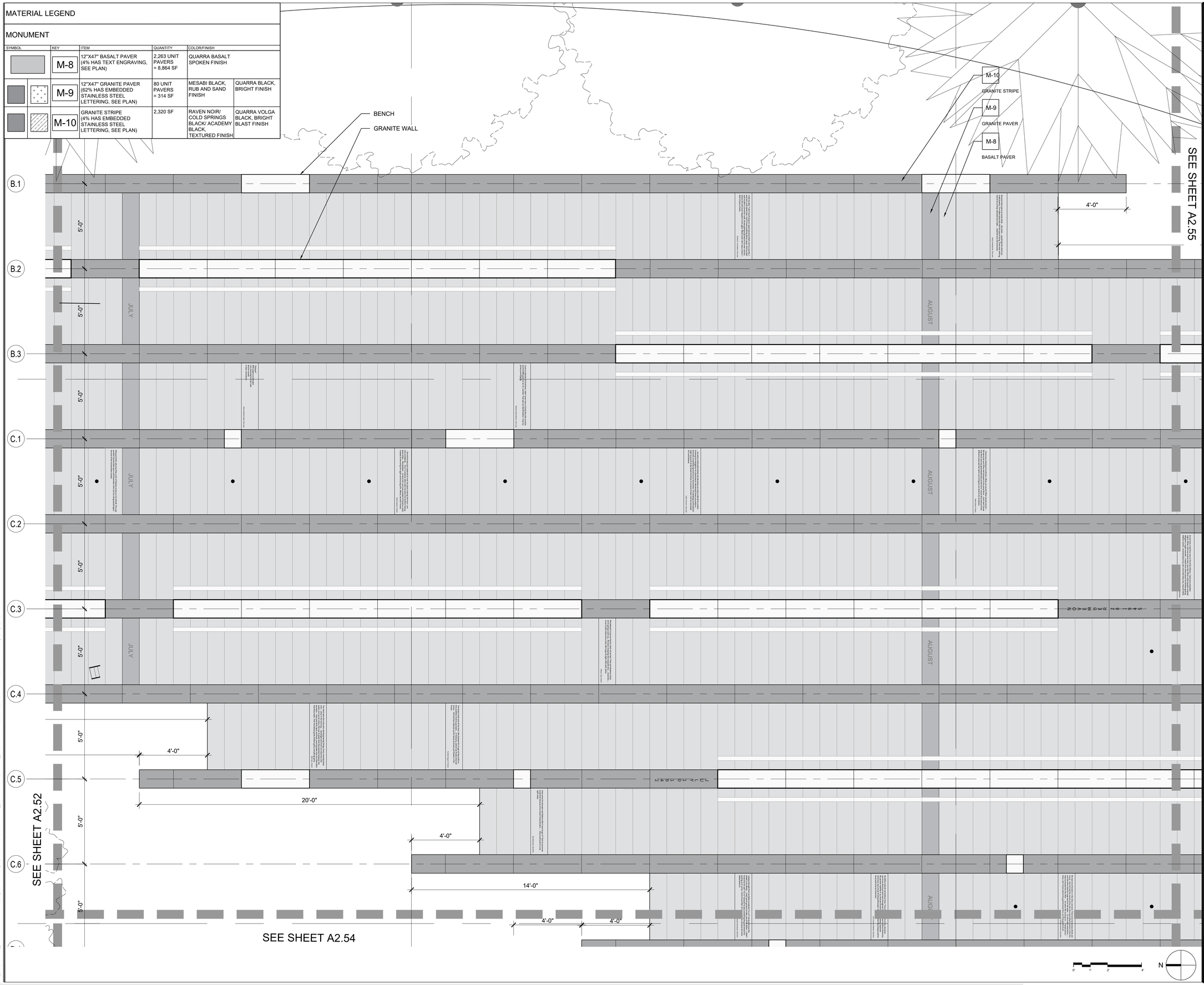

LEAD CONSULTANT

CHEE SALETTE
ARCHITECT + LANDSCAPE ARCHITECT
1625 SOUTH CENTRAL AVENUE, GLENDALE, CA 91204
TEL : 747.240.6926

SUB CONSULTANT

The ideas and designs represented by this drawing, are prepared by CHEE SALETTE and are for the sole use with the World War II Japanese American Incarceration Monument.

CHEE SALETTE shall retain all common law, statutory and other reserved rights including copyright. The design shall not be used by others for any other purpose.

STAMP

LICENSED ARCHITECT
TINA CHEE
28208
RENEWAL DATE
STATE OF CALIFORNIA

REGULATORY APPROVALS

DRAWING ISSUANCE

NO.	ISSUE	DATE
1	PROGRESS	01/17/2025
2	100% SCHEMATIC DESIGN	01/31/2025
3	25% DESIGN DEVELOPMENT	02/21/2025
4	75% DESIGN DEVELOPMENT	04/25/2025
5	100% DESIGN DEVELOPMENT	10/09/2025
6	100% DESIGN DEVELOPMENT	11/07/2025
7	PLAN CHECK #01	12/23/2025
8	BID SET	03/22/2026

PROJECT NAME

WWII JAPANESE AMERICAN INCARCERATION MONUMENT

4045 190TH STREET
TORRANCE, CA 90504

TITLE

ENLARGED PAVING PLAN

PROJECT
2024-16

SCALE
1/2" = 1'-0"

DATE

SHEET NUMBER
A2.53

ORIGINAL SIZE: 30"x42"

©CSAO,INC.

Z:\2024-16_WWII_CAMP_WALL\03-DWG\A2.50-A2.58-WWIM_PAVING PLAN-1_4.DWG - PLOTTED BY CSTCLS 11 ON 3/24/2026

MATERIAL LEGEND

MONUMENT

SYMBOL	KEY	ITEM	QUANTITY	COLOR/FINISH	
	M-8	12"X47" BASALT PAVER (4% HAS TEXT ENGRAVING, SEE PLAN)	2,263 UNIT PAVERS = 8,864 SF	QUARRA BASALT SPOKEN FINISH	
	M-9	12"X47" GRANITE PAVER (62% HAS EMBEDDED STAINLESS STEEL LETTERING, SEE PLAN)	80 UNIT PAVERS = 314 SF	MESABI BLACK, RUB AND SAND FINISH	QUARRA BLACK, BRIGHT FINISH
	M-10	GRANITE STRIPE (4% HAS EMBEDDED STAINLESS STEEL LETTERING, SEE PLAN)	2,320 SF	RAVEN NOIR/ COLD SPRINGS BLACK/ ACADEMY BLACK, TEXTURED FINISH	QUARRA VOLGA BLACK, BRIGHT BLAST FINISH

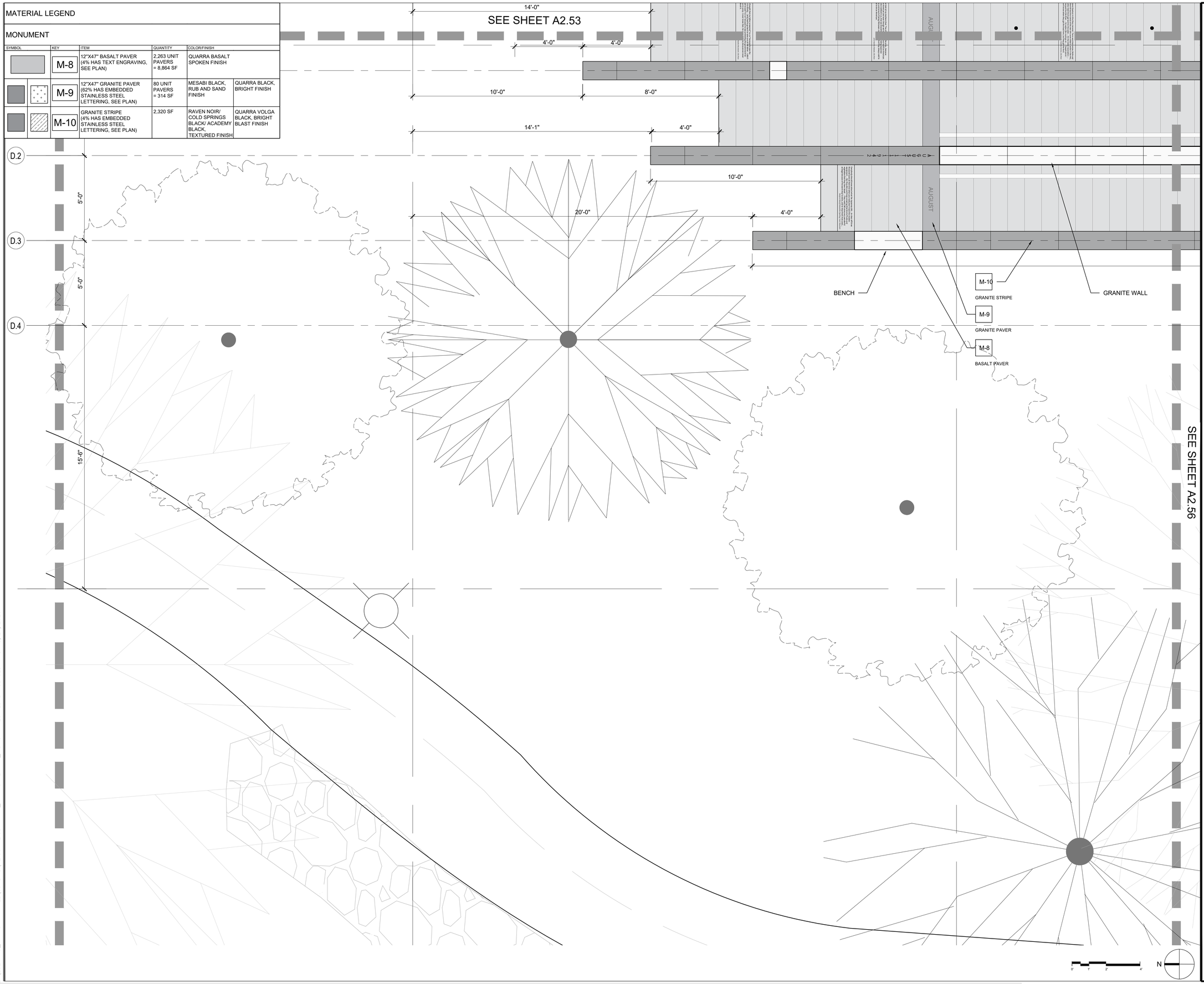

LEAD CONSULTANT

CHEE SALETTE
ARCHITECT + LANDSCAPE ARCHITECT
1625 SOUTH CENTRAL AVENUE, GLENDALE, CA 91204
TEL : 747.240.6926

SUB CONSULTANT

The ideas and designs represented by this drawing, are prepared by CHEE SALETTE and are for the sole use with the World War II Japanese American Incarceration Monument.

CHEE SALETTE shall retain all common law, statutory and other reserved rights including copyright. The design shall not be used by others for any other purpose.

STAMP

LICENSED ARCHITECT
TINA CHEE
28208
12/30/2027
RENEWAL DATE
STATE OF CALIFORNIA

REGULATORY APPROVALS

DRAWING ISSUANCE

NO.	ISSUE	DATE
1	PROGRESS	01/17/2025
2	100% SCHEMATIC DESIGN	01/31/2025
3	25% DESIGN DEVELOPMENT	02/21/2025
4	75% DESIGN DEVELOPMENT	04/25/2025
5	100% DESIGN DEVELOPMENT	10/09/2025
6	100% DESIGN DEVELOPMENT	11/07/2025
7	PLAN CHECK #01	12/23/2025
8	BID SET	03/22/2026

PROJECT NAME

WWII JAPANESE AMERICAN INCARCERATION MONUMENT

4045 190TH STREET
TORRANCE, CA 90504

TITLE

ENLARGED PAVING PLAN

PROJECT
2024-16

SCALE
1/2" = 1'-0"

DATE

SHEET NUMBER
A2.54

ORIGINAL SIZE: 30"x42"

©CSAO,INC.

F:\2024-16_WWII CAMP WALL\03-DWG\A2.50-A2.58-WWIM_PAVING PLAN-1_4.DWG - PLOTTED BY CSTOLS 11 ON 3/24/2026

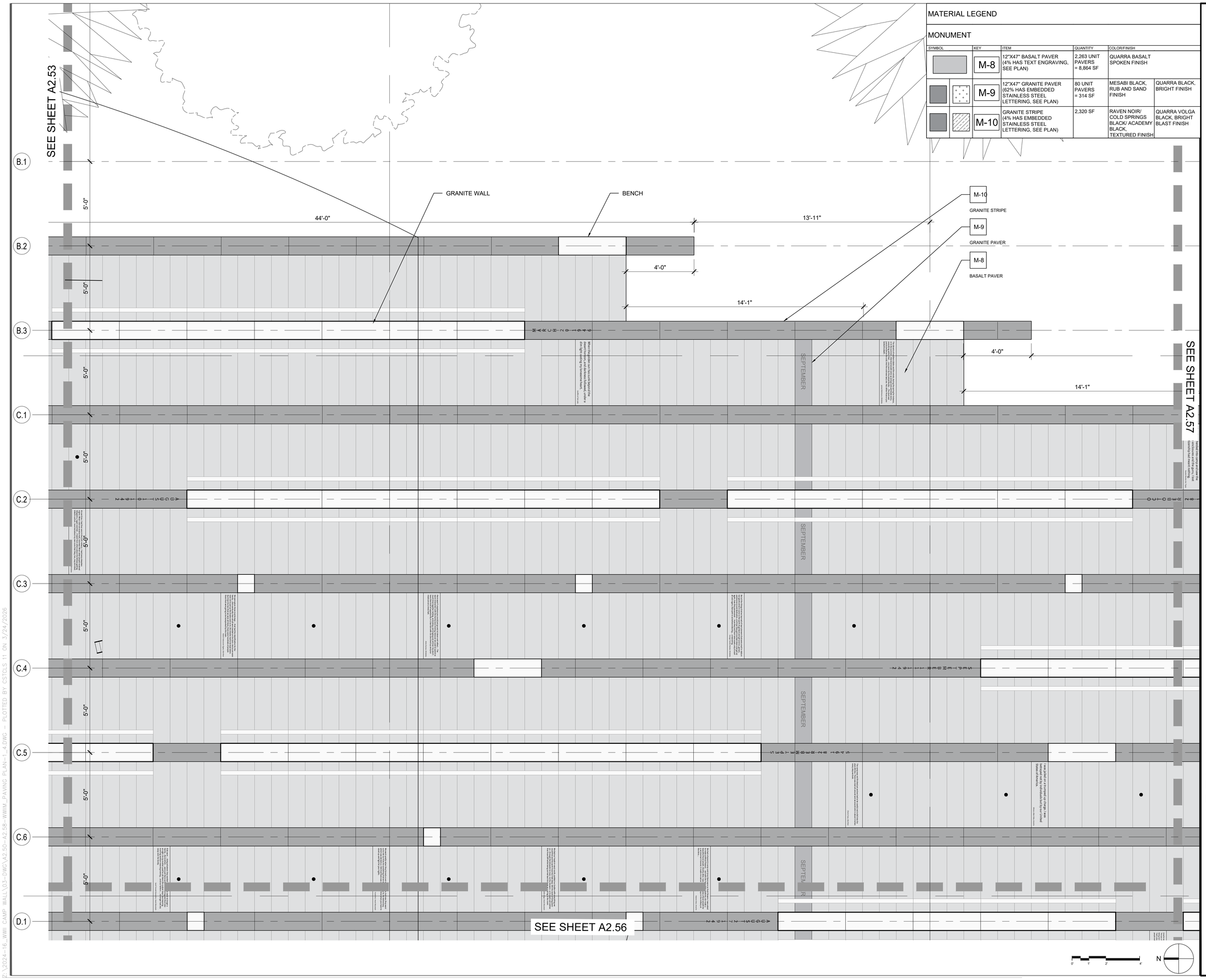

MATERIAL LEGEND

MONUMENT

SYMBOL	KEY	ITEM	QUANTITY	COLOR/FINISH	
	M-8	12"X47" BASALT PAVER (4% HAS TEXT ENGRAVING, SEE PLAN)	2,263 UNIT PAVERS = 8,864 SF	QUARRA BASALT SPOKEN FINISH	
	M-9	12"X47" GRANITE PAVER (62% HAS EMBEDDED STAINLESS STEEL LETTERING, SEE PLAN)	80 UNIT PAVERS = 314 SF	MESABI BLACK, RUB AND SAND FINISH	QUARRA BLACK, BRIGHT FINISH
	M-10	GRANITE STRIPE (4% HAS EMBEDDED STAINLESS STEEL LETTERING, SEE PLAN)	2,320 SF	RAVEN NOIR/ COLD SPRINGS BLACK/ ACADEMY BLACK, TEXTURED FINISH	QUARRA VOLGA BLACK, BRIGHT BLAST FINISH

LEAD CONSULTANT

CHEE SALETTE
ARCHITECT + LANDSCAPE ARCHITECT
1625 SOUTH CENTRAL AVENUE, GLENDALE, CA 91204
TEL : 747.240.6926

SUB CONSULTANT

The ideas and designs represented by this drawing, are prepared by CHEE SALETTE and are for the sole use with the World War II Japanese American Incarceration Monument.

CHEE SALETTE shall retain all common law, statutory and other reserved rights including copyright. The design shall not be used by others for any other purpose.

STAMP

LICENSED ARCHITECT
TINA CHEE
28208
Fr/30/2027
RENEWAL DATE
STATE OF CALIFORNIA

REGULATORY APPROVALS

DRAWING ISSUANCE

NO.	ISSUE	DATE
1	PROGRESS	01/17/2025
2	100% SCHEMATIC DESIGN	01/31/2025
3	25% DESIGN DEVELOPMENT	02/21/2025
4	75% DESIGN DEVELOPMENT	04/25/2025
5	100% DESIGN DEVELOPMENT	10/09/2025
6	100% DESIGN DEVELOPMENT	11/07/2025
7	PLAN CHECK #01	12/23/2025
8	BID SET	03/22/2026

PROJECT NAME

WWII JAPANESE AMERICAN INCARCERATION MONUMENT

4045 190TH STREET
TORRANCE, CA 90504

TITLE

ENLARGED PAVING PLAN

PROJECT
2024-16

SCALE
1/2" = 1'-0"

DATE

SHEET NUMBER
A2.55

ORIGINAL SIZE: 30"x42"

©CSAO,INC.

F:\2024-16_WWII CAMP WALL\03-DWG\A2.50-A2.58-WWIM_PAVING PLAN-1_4.DWG - PLOTTED BY CSTOLS 11 ON 3/24/2026

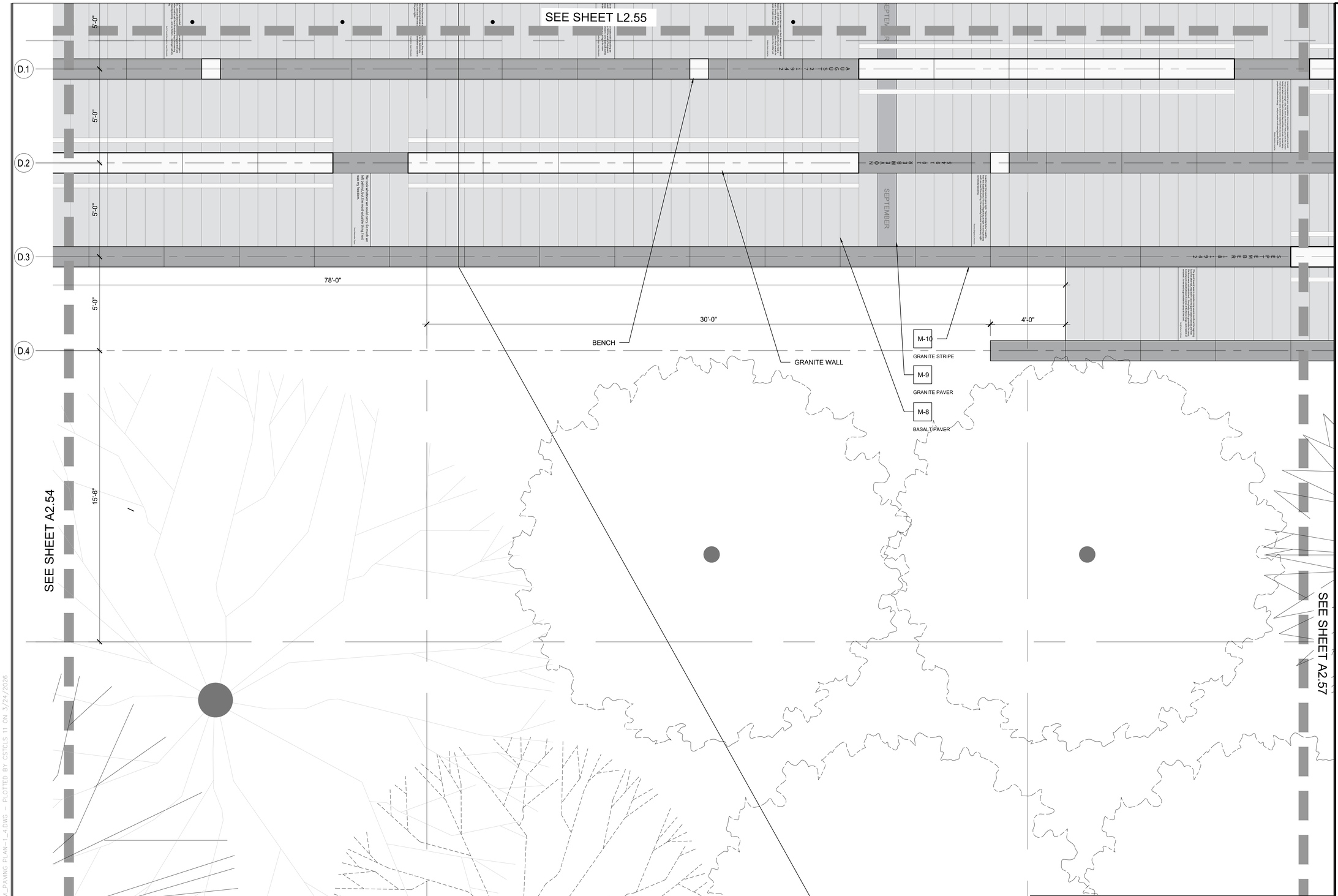

MATERIAL LEGEND

MONUMENT

SYMBOL	KEY	ITEM	QUANTITY	COLOR/FINISH	
	M-8	12"X47" BASALT PAVER (4% HAS TEXT ENGRAVING, SEE PLAN)	2,263 UNIT PAVERS = 8,864 SF	QUARRA BASALT SPOKEN FINISH	
	M-9	12"X47" GRANITE PAVER (62% HAS EMBEDDED STAINLESS STEEL LETTERING, SEE PLAN)	80 UNIT PAVERS = 314 SF	MESABI BLACK, RUB AND SAND FINISH	QUARRA BLACK, BRIGHT FINISH
	M-10	GRANITE STRIPE (4% HAS EMBEDDED STAINLESS STEEL LETTERING, SEE PLAN)	2,320 SF	RAVEN NOIR/ COLD SPRINGS BLACK/ ACADEMY BLACK, TEXTURED FINISH	QUARRA VOLGA BLACK, BRIGHT BLAST FINISH

0' 1' 2' 4'

N

LEAD CONSULTANT

CHEE SALETTE
ARCHITECT + LANDSCAPE ARCHITECT
1625 SOUTH CENTRAL AVENUE, GLENDALE, CA 91204
TEL : 747.240.6926

SUB CONSULTANT

The ideas and designs represented by this drawing, are prepared by CHEE SALETTE and are for the sole use with the World War II Japanese American Incarceration Monument.

CHEE SALETTE shall retain all common law, statutory and other reserved rights including copyright. The design shall not be used by others for any other purpose.

STAMP

LICENSED ARCHITECT
TINA CHEE
28208
6/30/2027
RENEWAL DATE
STATE OF CALIFORNIA

REGULATORY APPROVALS

DRAWING ISSUANCE

NO.	ISSUE	DATE
1	PROGRESS	01/17/2025
2	100% SCHEMATIC DESIGN	01/31/2025
3	25% DESIGN DEVELOPMENT	02/21/2025
4	75% DESIGN DEVELOPMENT	04/25/2025
5	100% DESIGN DEVELOPMENT	10/09/2025
6	100% DESIGN DEVELOPMENT	11/07/2025
7	PLAN CHECK #01	12/23/2025
8	BID SET	03/22/2026

PROJECT NAME

WWII JAPANESE AMERICAN INCARCERATION MONUMENT

4045 190TH STREET
TORRANCE, CA 90504

TITLE

ENLARGED PAVING PLAN

PROJECT
2024-16

SCALE
1/2" = 1'-0"

DATE

SHEET NUMBER
A2.56

ORIGINAL SIZE: 30"x42"

©CSAO,INC.

Z:\2024-16_WWII CAMP WALL\03-DWG\A2.50-A2.58-WWIII_PAVING PLAN-1_4.DWG - PLOTTED BY CSTOLS 11 ON 3/24/2026

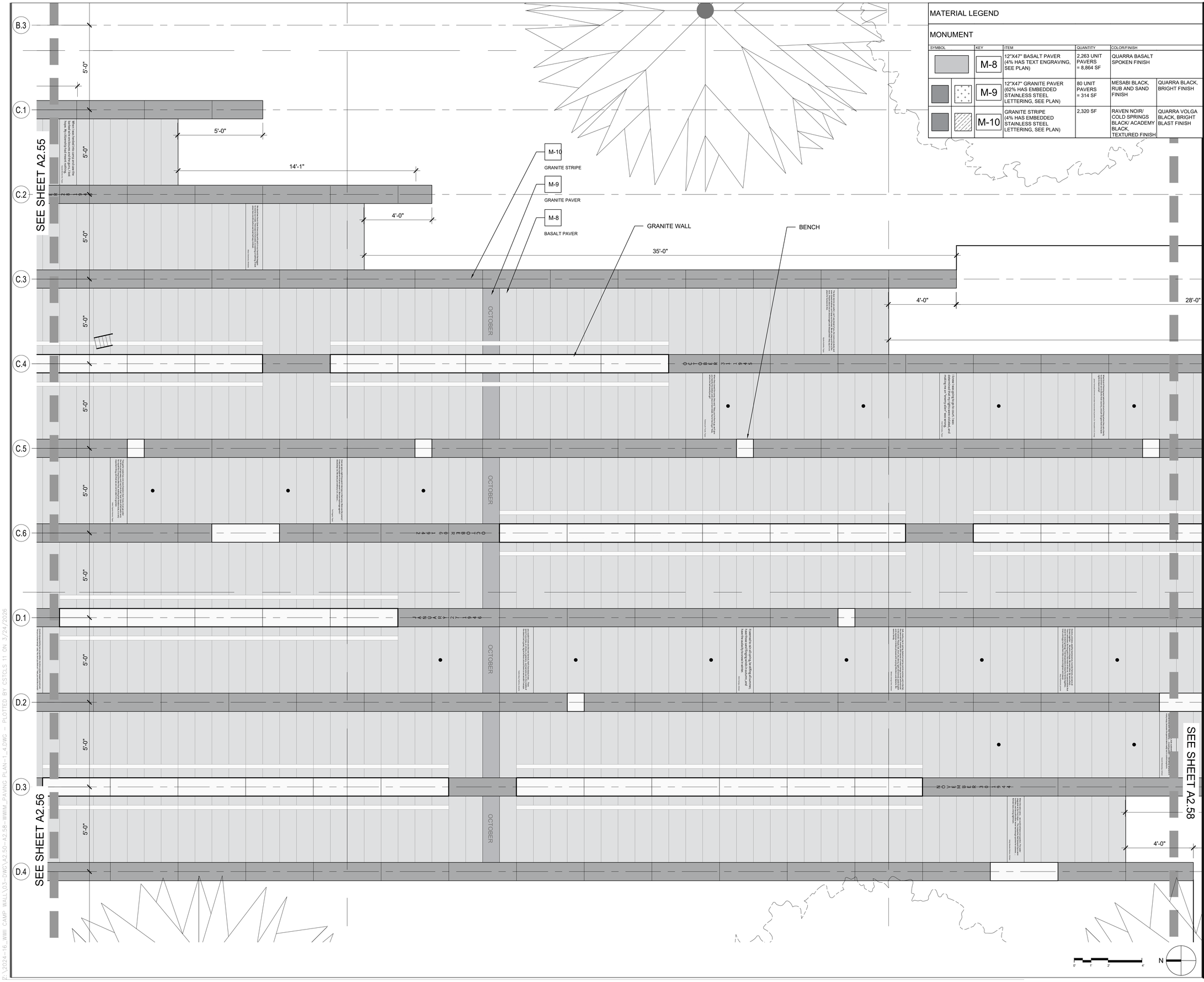

MATERIAL LEGEND

MONUMENT

SYMBOL	KEY	ITEM	QUANTITY	COLOR/FINISH	
	M-8	12"X47" BASALT PAVER (4% HAS TEXT ENGRAVING, SEE PLAN)	2,263 UNIT PAVERS = 8,864 SF	QUARRA BASALT SPOKEN FINISH	
	M-9	12"X47" GRANITE PAVER (62% HAS EMBEDDED STAINLESS STEEL LETTERING, SEE PLAN)	80 UNIT PAVERS = 314 SF	MESABI BLACK, RUB AND SAND FINISH	QUARRA BLACK, BRIGHT FINISH
	M-10	GRANITE STRIPE (4% HAS EMBEDDED STAINLESS STEEL LETTERING, SEE PLAN)	2,320 SF	RAVEN NOIR/ COLD SPRINGS BLACK/ ACADEMY BLACK, TEXTURED FINISH	QUARRA VOLGA BLACK, BRIGHT BLAST FINISH

LEAD CONSULTANT

CHEE SALETTE
ARCHITECT + LANDSCAPE ARCHITECT
1625 SOUTH CENTRAL AVENUE, GLENDALE, CA 91204
TEL : 747.240.6926

SUB CONSULTANT

The ideas and designs represented by this drawing, are prepared by CHEE SALETTE and are for the sole use with the World War II Japanese American Incarceration Monument.

CHEE SALETTE shall retain all common law, statutory and other reserved rights including copyright. The design shall not be used by others for any other purpose.

STAMP

LICENSED ARCHITECT
TINA CHEE
28208
01/30/2027
RENEWAL DATE
STATE OF CALIFORNIA

REGULATORY APPROVALS

DRAWING ISSUANCE

NO.	ISSUE	DATE
1	PROGRESS	01/17/2025
2	100% SCHEMATIC DESIGN	01/31/2025
3	25% DESIGN DEVELOPMENT	02/21/2025
4	75% DESIGN DEVELOPMENT	04/25/2025
5	100% DESIGN DEVELOPMENT	10/09/2025
6	100% DESIGN DEVELOPMENT	11/07/2025
7	PLAN CHECK #01	12/23/2025
8	BID SET	03/22/2026

PROJECT NAME

WWII JAPANESE AMERICAN INCARCERATION MONUMENT

4045 190TH STREET
TORRANCE, CA 90504

TITLE

ENLARGED PAVING PLAN

PROJECT
2024-16

SCALE
1/2" = 1'-0"

DATE

SHEET NUMBER
A2.57

ORIGINAL SIZE: 30"x42"

©CSAO,INC.

P:\2024-16_WWII CAMP WALL\03-DWG\A2.50-A2.58-WWIM_PAVING PLAN-1_4.DWG - PLOTTED BY CSTCLS 11 ON 3/24/2026

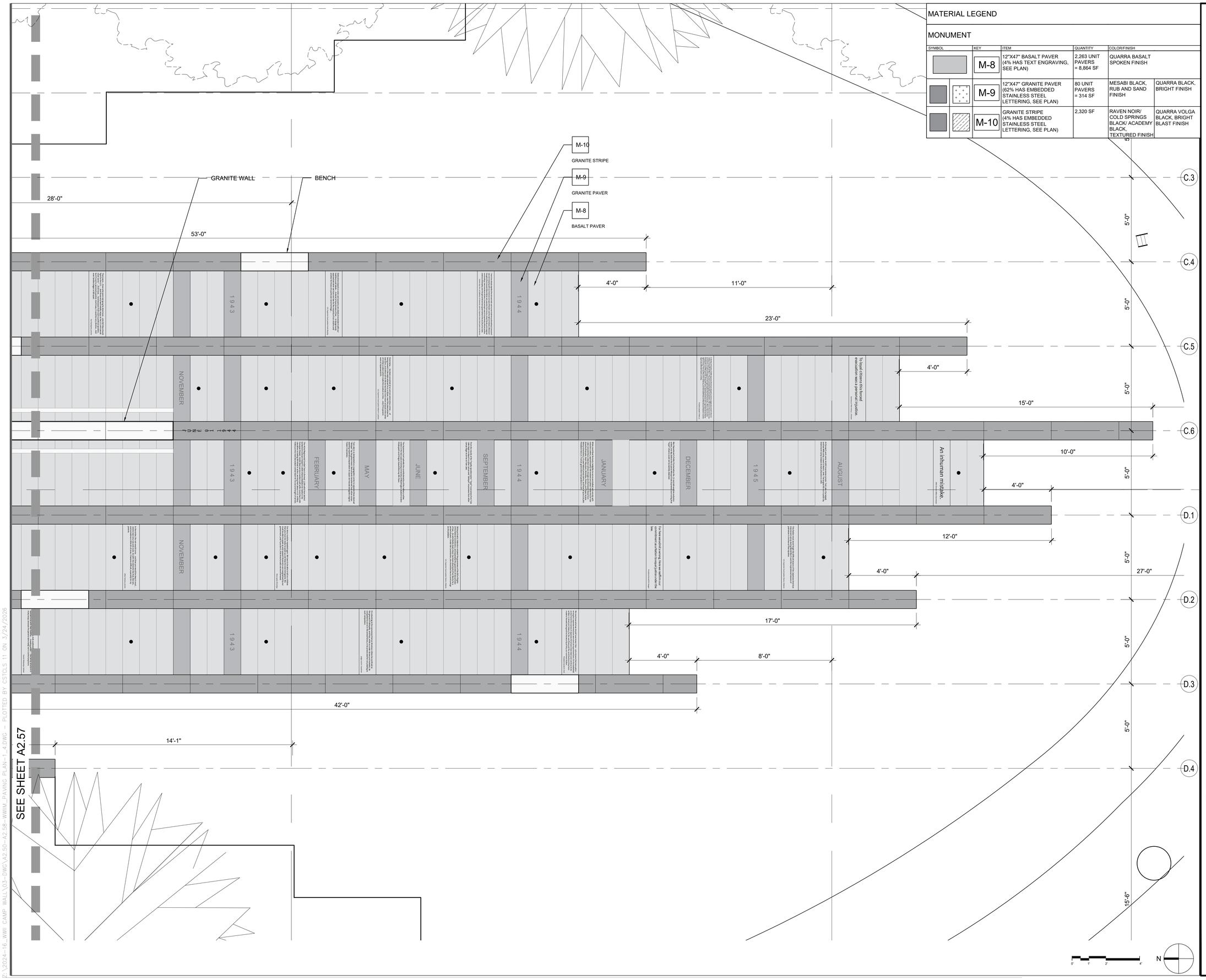

MATERIAL LEGEND

MONUMENT

SYMBOL	KEY	ITEM	QUANTITY	COLOR/FINISH	
	M-8	12"X47" BASALT PAVER (4% HAS TEXT ENGRAVING, SEE PLAN)	2,263 UNIT PAVERS = 8,864 SF	QUARRA BASALT SPOKEN FINISH	
	M-9	12"X47" GRANITE PAVER (62% HAS EMBEDDED STAINLESS STEEL LETTERING, SEE PLAN)	80 UNIT PAVERS = 314 SF	MESABI BLACK, RUB AND SAND FINISH	QUARRA BLACK, BRIGHT FINISH
	M-10	GRANITE STRIPE (4% HAS EMBEDDED STAINLESS STEEL LETTERING, SEE PLAN)	2,320 SF	RAVEN NOIR/ COLD SPRINGS BLACK/ ACADEMY BLACK, TEXTURED FINISH	QUARRA VOLGA BLACK, BRIGHT BLAST FINISH

LEAD CONSULTANT

CHEE SALETTE
ARCHITECT + LANDSCAPE ARCHITECT
1625 SOUTH CENTRAL AVENUE, GLENDALE, CA 91204
TEL : 747.240.6926

SUB CONSULTANT

The ideas and designs represented by this drawing, are prepared by CHEE SALETTE and are for the sole use with the World War II Japanese American Incarceration Monument.

CHEE SALETTE shall retain all common law, statutory and other reserved rights including copyright. The design shall not be used by others for any other purpose.

STAMP

LICENSED ARCHITECT
TINA CHEE
28208
12/30/2027
RENEWAL DATE
STATE OF CALIFORNIA

REGULATORY APPROVALS

DRAWING ISSUANCE

NO.	ISSUE	DATE
1	PROGRESS	01/17/2025
2	100% SCHEMATIC DESIGN	01/31/2025
3	25% DESIGN DEVELOPMENT	02/21/2025
4	75% DESIGN DEVELOPMENT	04/25/2025
5	100% DESIGN DEVELOPMENT	10/09/2025
6	100% DESIGN DEVELOPMENT	11/07/2025
7	PLAN CHECK #01	12/23/2025
8	BID SET	03/22/2026

PROJECT NAME

WWII JAPANESE AMERICAN INCARCERATION MONUMENT

4045 190TH STREET
TORRANCE, CA 90504

TITLE

ENLARGED PAVING PLAN

PROJECT
2024-16

SCALE
1/2" = 1'-0"

DATE

SHEET NUMBER
A2.58

ORIGINAL SIZE: 30"x42"

©CSAO,INC.

Z:\2024-16_WWII_CAMP_WALL\03-DWG\A2.50-A2.58-WWIII_PAVING PLAN-1.4.DWG - PLOTTED BY CSTOLS 11 ON 3/24/2026

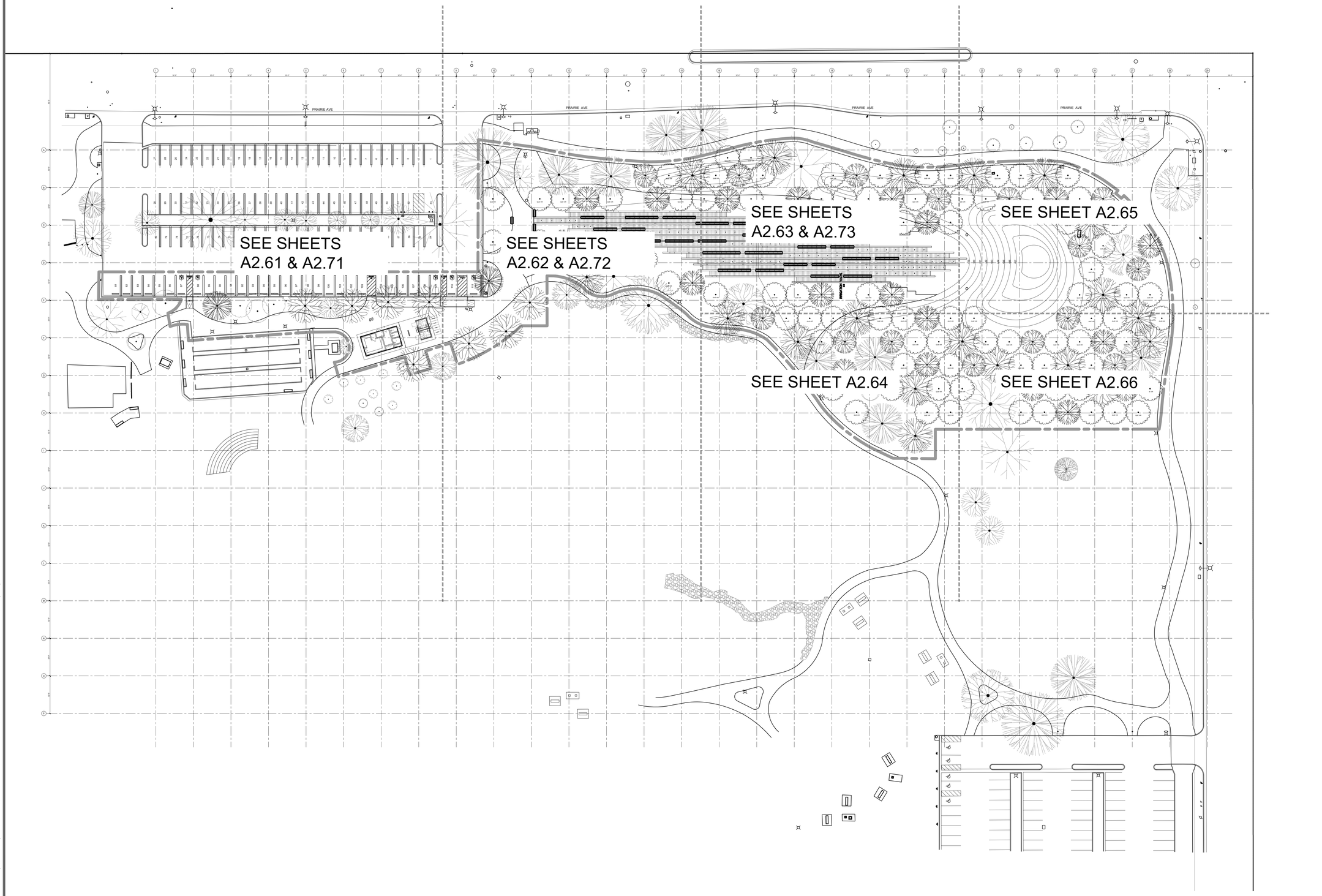

LEAD CONSULTANT

CHEE SALETTE
ARCHITECT + LANDSCAPE ARCHITECT
1625 SOUTH CENTRAL AVENUE, GLENDALE, CA 91204
TEL : 747.240.6926

SUB CONSULTANT

The ideas and designs represented by this drawing, are prepared by CHEE SALETTE and are for the sole use with the World War II Japanese American Incarceration Monument.

CHEE SALETTE shall retain all common law, statutory and other reserved rights including copyright. The design shall not be used by others for any other purpose.

STAMP

LICENSED ARCHITECT
TINA CHEE
28208
12/30/2027
RENEWAL DATE
STATE OF CALIFORNIA

REGULATORY APPROVALS

DRAWING ISSUANCE

NO.	ISSUE	DATE
1	PROGRESS	01/17/2025
2	100% SCHEMATIC DESIGN	01/31/2025
3	25% DESIGN DEVELOPMENT	02/21/2025
4	75% DESIGN DEVELOPMENT	04/25/2025
5	100% DESIGN DEVELOPMENT	10/09/2025
6	100% DESIGN DEVELOPMENT	11/07/2025
7	PLAN CHECK #01	12/23/2025
8	BID SET	03/22/2026

PROJECT NAME

WWII JAPANESE AMERICAN INCARCERATION MONUMENT

4045 190TH STREET
TORRANCE, CA 90504

TITLE

ENLARGED TREE KEY PLAN

PROJECT
2024-16

SCALE
1/32" = 1'-0"

DATE

SHEET NUMBER
A2.60

ORIGINAL SIZE: 30"x42"

©CSAO,INC.

Z:\2024-16_WWII CAMP WALL\03-DWG\A2.60-L2.66-WWIM_TREE PLAN-1_8.DWG - PLOTTED BY CSTCLS 11 ON 3/24/2026

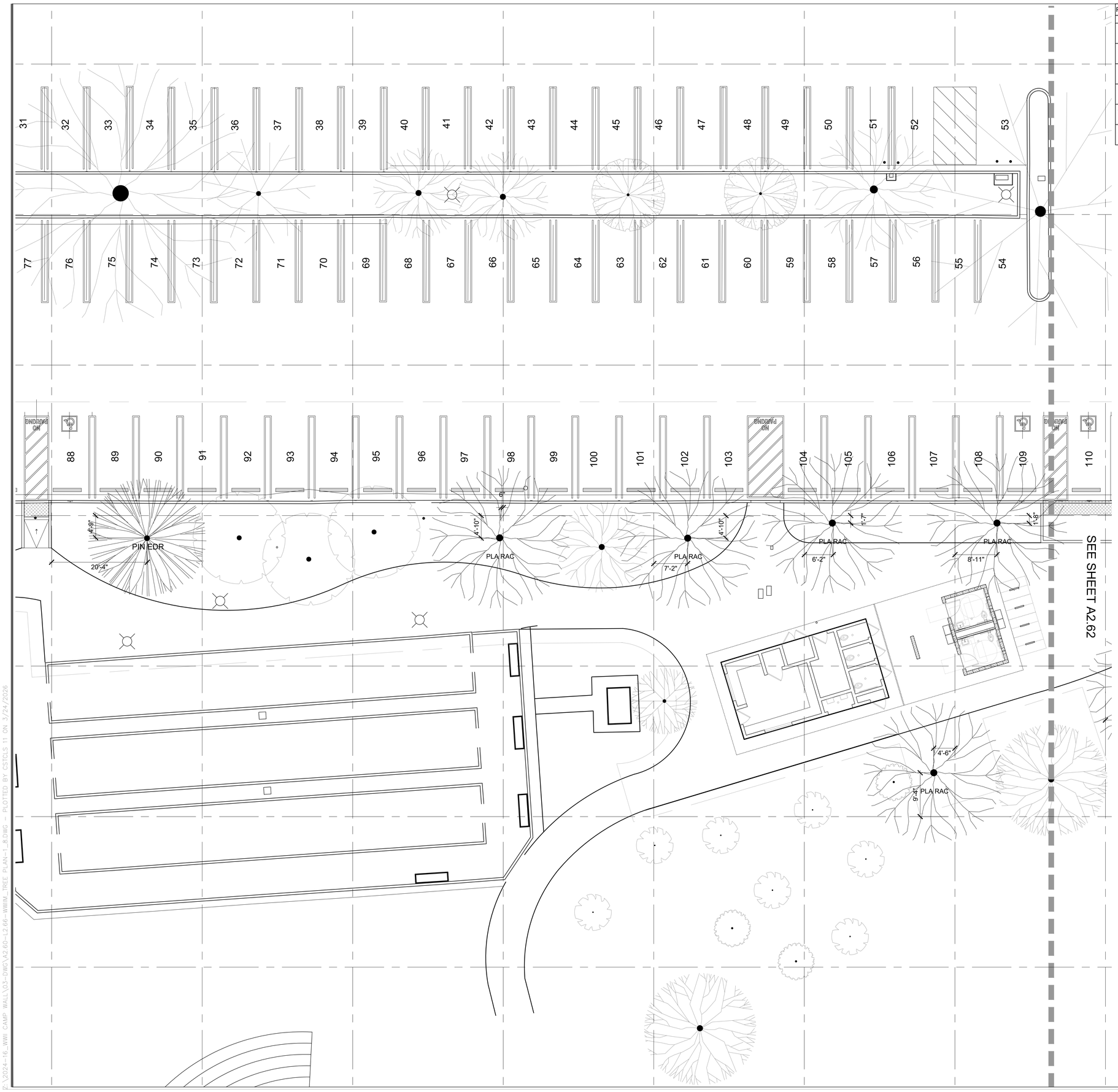

PLANTING LEGEND

	TREES				
	QUERCUS VIRGINIANA QVTIA* / HIGHRISE SOUTHERN LIVE OAK STANDARD TRUNK H-30'-40', W-12'-15' (EVERGREEN)	NO	48" BOX	LOW	87
	QUERCUS VIRGINIANA CATHEDRAL SDLN / CATHEDRAL OAK STANDARD TRUNK H-40'-60', W-25'-30' (EVERGREEN)	NO	48" BOX	LOW	21
	QUERCUS LACEYII / LACEY OAK STANDARD TRUNK H-25'-35', W-25'-30' (BLUE GRAY, PEACH, GOLDEN LEAVES, DECIDUOUS)	NO	36" BOX	LOW	15
	QUERCUS TOMENTELLA / ISLAND OAK STANDARD TRUNK H-30'-50', W-25-40' (EVERGREEN)	YES	48" BOX	LOW	17
	PINUS ELDARICA / AFGHAN PINE STANDARD TRUNK H-30'-50', W-25-40' (EVERGREEN)	NO	48" BOX	MED	2
	PLATANUS RACEMOSA ROBERTS / ROBERTS WESTERN SYCAMORE STANDARD TRUNK H-40'-50', W-30'-40' (SEMI-DECIDUOUS)	NO	36" BOX	LOW	5

*SOURCE FROM APPROVED NURSERIES
DEVIL MOUNTAIN WHOLESALE NURSERY
MOON VALLEY NURSERIES
OR EQUIVALENT QUALITY AS APPROVED BY THE LANDSCAPE ARCHITECT

LEAD CONSULTANT

CHEE SALETTE
ARCHITECT + LANDSCAPE ARCHITECT
1625 SOUTH CENTRAL AVENUE, GLENDALE, CA 91204
TEL : 747.240.6926

SUB CONSULTANT

The ideas and designs represented by this drawing, are prepared by CHEE SALETTE and are for the sole use with the World War II Japanese American Incarceration Monument.

CHEE SALETTE shall retain all common law, statutory and other reserved rights including copyright. The design shall not be used by others for any other purpose.

STAMP

LICENSED ARCHITECT
TINA CHEE
28208
12/30/2027
RENEWAL DATE
STATE OF CALIFORNIA

REGULATORY APPROVALS

DRAWING ISSUANCE

NO.	ISSUE	DATE
1	PROGRESS	01/17/2025
2	100% SCHEMATIC DESIGN	01/31/2025
3	25% DESIGN DEVELOPMENT	02/21/2025
4	75% DESIGN DEVELOPMENT	04/25/2025
5	100% DESIGN DEVELOPMENT	10/09/2025
6	100% DESIGN DEVELOPMENT	11/07/2025
7	PLAN CHECK #01	12/23/2025
8	BID SET	03/22/2026

PROJECT NAME

WWII JAPANESE AMERICAN INCARCERATION MONUMENT

4045 190TH STREET
TORRANCE, CA 90504

TITLE

ENLARGED TREE PLAN

PROJECT
2024-16

SCALE
1/8" = 1'-0"

DATE

SHEET NUMBER

A2.61

ORIGINAL SIZE: 30"x42"

©CSAO,INC.

Z:\2024-16_WWII CAMP WALL\03-DWG\A2.60-L2.66-WWIM_TREE PLAN-1_8.DWG - PLOTTED BY CSTCLS 11 ON 3/24/2026

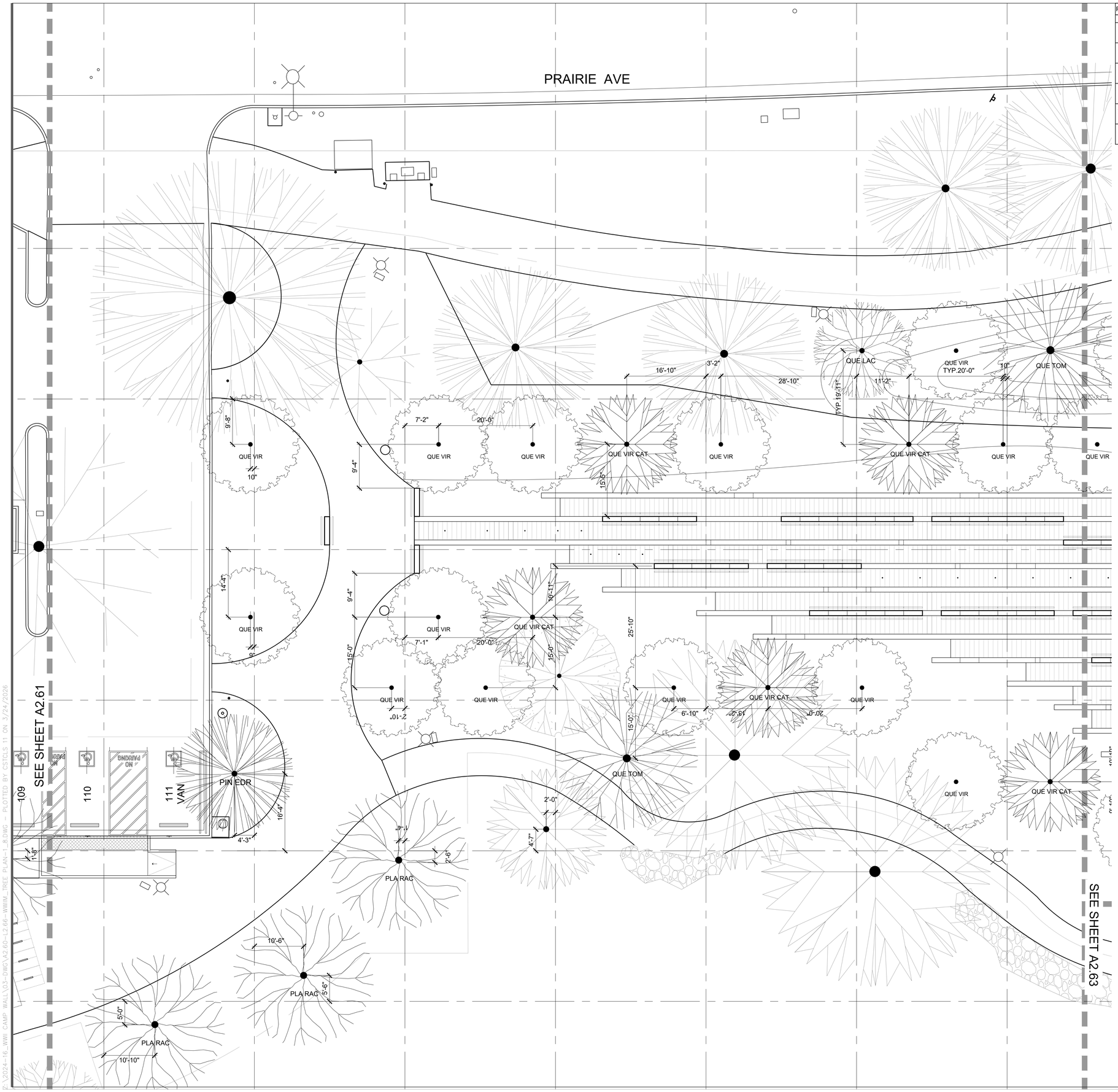

PLANTING LEGEND

	TREES				
	QUERCUS VIRGINIANA QVTIA' / HIGHRISE SOUTHERN LIVE OAK STANDARD TRUNK H-30'-40', W-12'-15' (EVERGREEN)	NO	48" BOX	LOW	87
	QUERCUS VIRGINIANA CATHEDRAL SDLN / CATHEDRAL OAK STANDARD TRUNK H-40'-60', W-25'-30' (EVERGREEN)	NO	48" BOX	LOW	21
	QUERCUS LACEYII / LACEY OAK STANDARD TRUNK H-25'-35', W-25'-30' (BLUE GRAY, PEACH, GOLDEN LEAVES, DECIDUOUS)	NO	36" BOX	LOW	15
	QUERCUS TOMENTELLA / ISLAND OAK STANDARD TRUNK H-30'-50', W-25-40' (EVERGREEN)	YES	48" BOX	LOW	17
	PINUS ELDARICA / AFGHAN PINE STANDARD TRUNK H-30'-50', W-25-40' (EVERGREEN)	NO	48" BOX	MED	2
	PLATANUS RACEMOSA ROBERTS / ROBERTS WESTERN SYCAMORE STANDARD TRUNK H-40'-50', W-30'-40' (SEMI-DECIDUOUS)	NO	36" BOX	LOW	5

*SOURCE FROM APPROVED NURSERIES
DEVIL MOUNTAIN WHOLESALE NURSERY
MOON VALLEY NURSERIES
OR EQUIVALENT QUALITY AS APPROVED BY THE LANDSCAPE ARCHITECT

LEAD CONSULTANT

CHEE SALETTE
ARCHITECT + LANDSCAPE ARCHITECT
1625 SOUTH CENTRAL AVENUE, GLENDALE, CA 91204
TEL : 747.240.6926

SUB CONSULTANT

The ideas and designs represented by this drawing, are prepared by CHEE SALETTE and are for the sole use with the World War II Japanese American Incarceration Monument.

CHEE SALETTE shall retain all common law, statutory and other reserved rights including copyright. The design shall not be used by others for any other purpose.

STAMP

LICENSED ARCHITECT
TINA CHEE
28208
01/30/2027
RENEWAL DATE
STATE OF CALIFORNIA

REGULATORY APPROVALS

DRAWING ISSUANCE

NO.	ISSUE	DATE
1	PROGRESS	01/17/2025
2	100% SCHEMATIC DESIGN	01/31/2025
3	25% DESIGN DEVELOPMENT	02/21/2025
4	75% DESIGN DEVELOPMENT	04/25/2025
5	100% DESIGN DEVELOPMENT	10/09/2025
6	100% DESIGN DEVELOPMENT	11/07/2025
7	PLAN CHECK #01	12/23/2025
8	BID SET	03/22/2026

PROJECT NAME
WWII JAPANESE AMERICAN INCARCERATION MONUMENT
4045 190TH STREET
TORRANCE, CA 90504

TITLE
ENLARGED TREE PLAN

PROJECT
2024-16

SCALE
1/8" = 1'-0"

DATE

SHEET NUMBER
A2.62

ORIGINAL SIZE: 30"x42"

©CSAO,INC.

F:\2024-16_WWII CAMP WALL\03-DWG\A2.60-L2.66-WWIII_TREE PLAN-1_8.DWG - PLOTTED BY CSTCLS 11 ON 3/24/2026

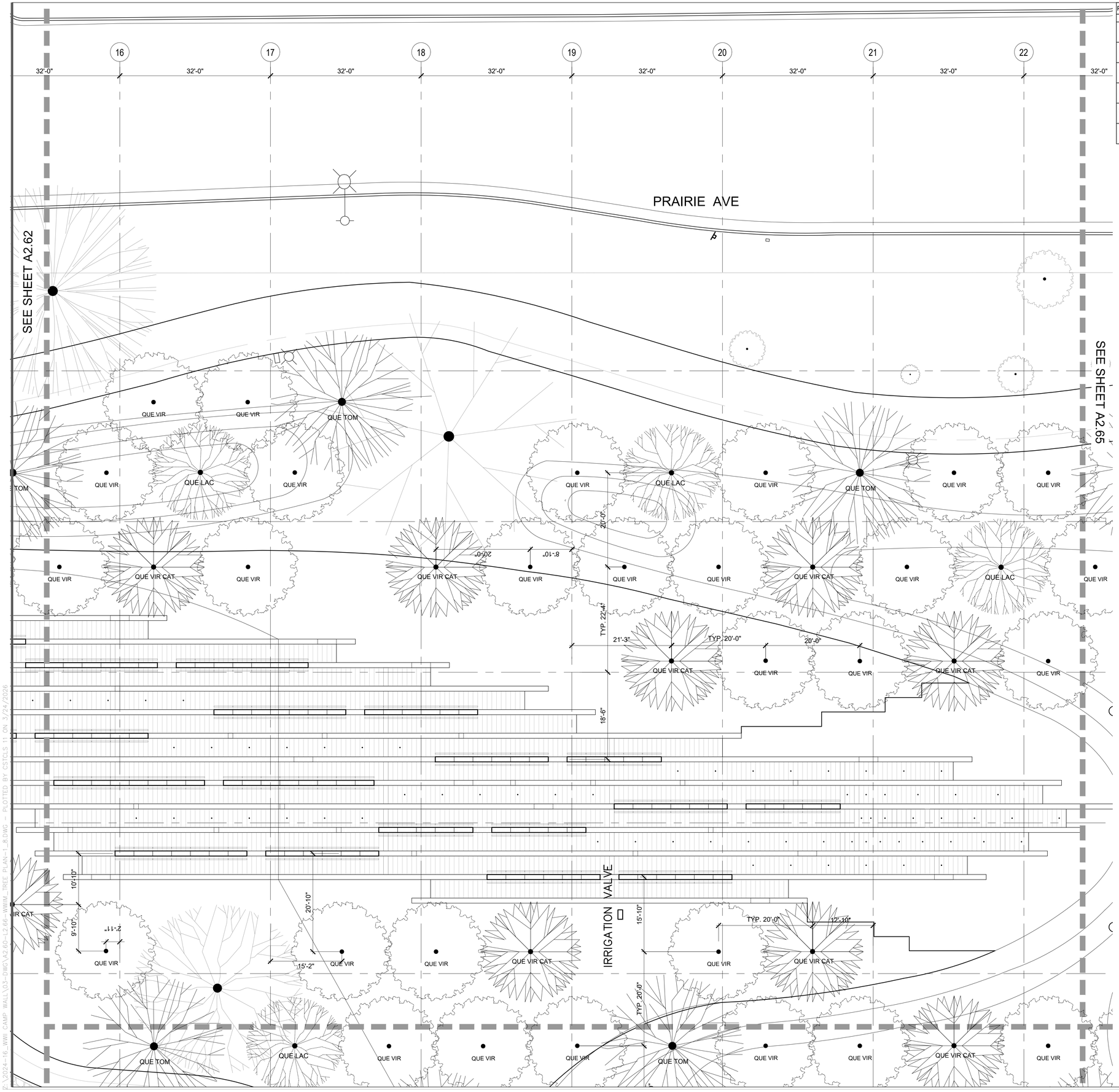

PLANTING LEGEND

TREES				
QUERCUS VIRGINIANA QVTIA* / HIGHRISE SOUTHERN LIVE OAK STANDARD TRUNK H-30'-40', W-12'-15' (EVERGREEN)	NO	48" BOX	LOW	87
QUERCUS VIRGINIANA CATHEDRAL SDLN / CATHEDRAL OAK STANDARD TRUNK H-40'-60', W-25'-30' (EVERGREEN)	NO	48" BOX	LOW	21
QUERCUS LACEYII / LACEY OAK STANDARD TRUNK H-25'-30', W-25'-30' (BLUE GRAY, PEACH, GOLDEN LEAVES, DECIDUOUS)	NO	36" BOX	LOW	15
QUERCUS TOMENTELLA / ISLAND OAK STANDARD TRUNK H-30'-50', W-25-40' (EVERGREEN)	YES	48" BOX	LOW	17
PINUS ELDARICA / AFGHAN PINE STANDARD TRUNK H-30'-50', W-25-40' (EVERGREEN)	NO	48" BOX	MED	2
PLATANUS RACEMOSA ROBERTS / ROBERTS WESTERN SYCAMORE STANDARD TRUNK H-40'-50', W-30'-40' (SEMI-DECIDUOUS)	NO	36" BOX	LOW	5

*SOURCE FROM APPROVED NURSERIES
DEVIL MOUNTAIN WHOLESALE NURSERY
MOON VALLEY NURSERIES
OR EQUIVALENT QUALITY AS APPROVED BY THE LANDSCAPE ARCHITECT

LEAD CONSULTANT

CHEE SALETTE
ARCHITECT + LANDSCAPE ARCHITECT
1625 SOUTH CENTRAL AVENUE, GLENDALE, CA 91204
TEL : 747.240.6926

SUB CONSULTANT

The ideas and designs represented by this drawing, are prepared by CHEE SALETTE and are for the sole use with the World War II Japanese American Incarceration Monument.

CHEE SALETTE shall retain all common law, statutory and other reserved rights including copyright. The design shall not be used by others for any other purpose.

STAMP

LICENSED ARCHITECT
TINA CHEE
28208
RENEWAL DATE
STATE OF CALIFORNIA

REGULATORY APPROVALS

DRAWING ISSUANCE

NO.	ISSUE	DATE
1	PROGRESS	01/17/2025
2	100% SCHEMATIC DESIGN	01/31/2025
3	25% DESIGN DEVELOPMENT	02/21/2025
4	75% DESIGN DEVELOPMENT	04/25/2025
5	100% DESIGN DEVELOPMENT	10/09/2025
6	100% DESIGN DEVELOPMENT	11/07/2025
7	PLAN CHECK #01	12/23/2025
8	BID SET	03/22/2026

PROJECT NAME

WWII JAPANESE AMERICAN INCARCERATION MONUMENT

4045 190TH STREET
TORRANCE, CA 90504

TITLE

ENLARGED SITE PLAN

PROJECT
2024-16

SCALE
1/8" = 1'-0"

DATE

SHEET NUMBER
A2.63

ORIGINAL SIZE: 30"x42"

©CSAO,INC.

Z:\2024-16_WWII_CAMP WALL\03-DWG\A2.60-L2.66-WWIIM_TREE PLAN-1_8.DWG - PLOTTED BY CSTOLS 11 ON 3/24/2026

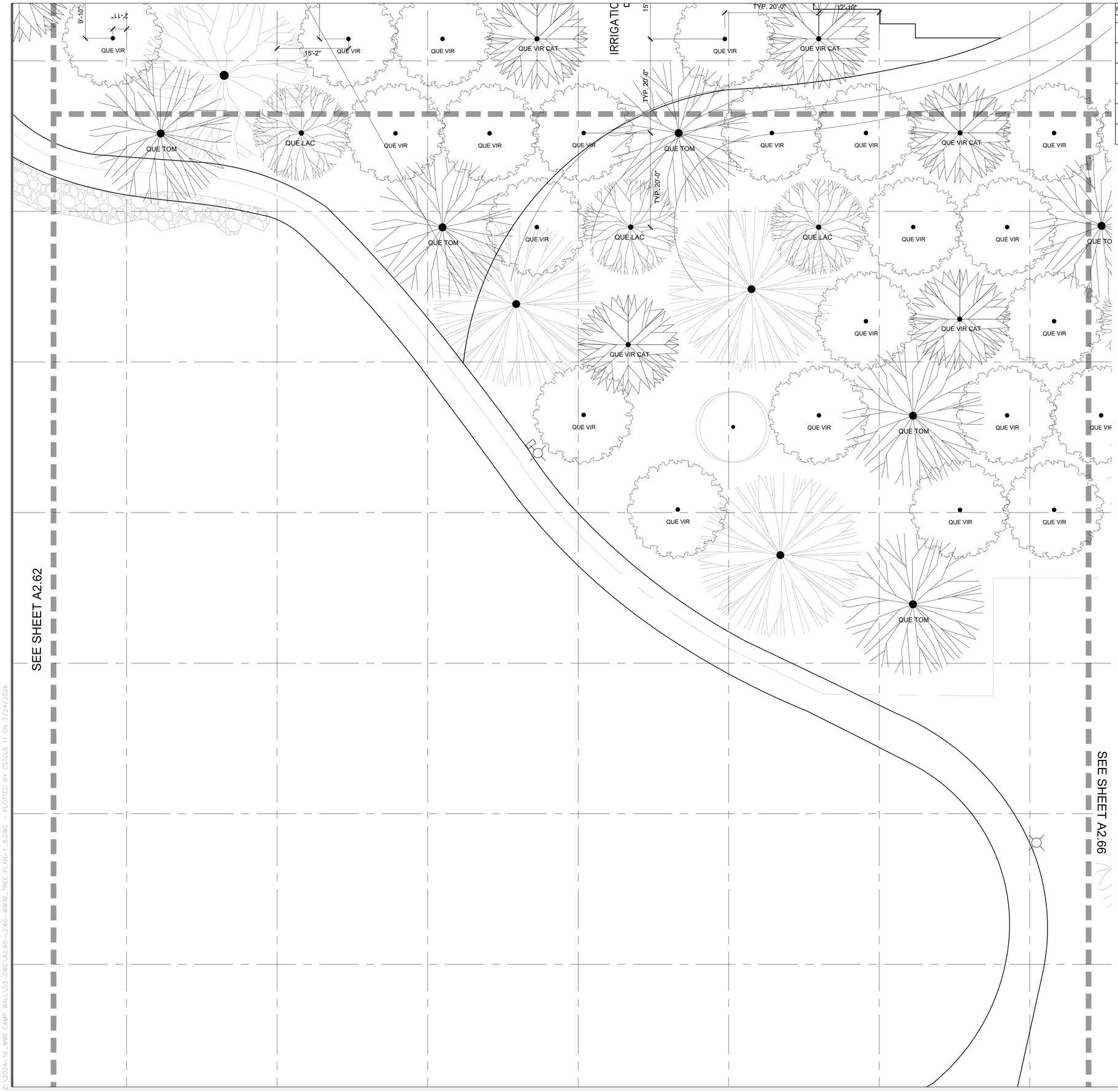

PLANTING LEGEND

	TREES				
	QUERCUS VIRGINIANA QVTIA* / HIGHRISE SOUTHERN LIVE OAK STANDARD TRUNK H-30'-40', W-12'-15' (EVERGREEN)	NO	48" BOX	LOW	87
	QUERCUS VIRGINIANA CATHEDRAL SDLN / CATHEDRAL OAK STANDARD TRUNK H-40'-60', W-25'-30' (EVERGREEN)	NO	48" BOX	LOW	21
	QUERCUS LACEYII / LACEY OAK STANDARD TRUNK H-25'-35', W-25'-30' (BLUE GRAY, PEACH, GOLDEN LEAVES, DECIDUOUS)	NO	36" BOX	LOW	15
	QUERCUS TOMENTELLA / ISLAND OAK STANDARD TRUNK H-30'-50', W-25-40' (EVERGREEN)	YES	48" BOX	LOW	17
	PINUS ELDARICA / AFGHAN PINE STANDARD TRUNK H-30'-50', W-25-40' (EVERGREEN)	NO	48" BOX	MED	2
	PLATANUS RACEMOSA ROBERTS / ROBERTS WESTERN SYCAMORE STANDARD TRUNK H-40'-50', W-30'-40' (SEMI-DECIDUOUS)	NO	36" BOX	LOW	5

*SOURCE FROM APPROVED NURSERIES
DEVIL MOUNTAIN WHOLESALE NURSERY
MOON VALLEY NURSERIES
OR EQUIVALENT QUALITY AS APPROVED BY THE LANDSCAPE ARCHITECT

LEAD CONSULTANT

CHEE SALETTE
ARCHITECT + LANDSCAPE ARCHITECT
1625 SOUTH CENTRAL AVENUE, GLENDALE, CA 91204
TEL : 747.240.6926

SUB CONSULTANT

The ideas and designs represented by this drawing, are prepared by CHEE SALETTE and are for the sole use with the World War II Japanese American Incarceration Monument.

CHEE SALETTE shall retain all common law, statutory and other reserved rights including copyright. The design shall not be used by others for any other purpose.

STAMP

LICENSED ARCHITECT
TINA CHEE
28208
RENEWAL DATE
STATE OF CALIFORNIA

REGULATORY APPROVALS

DRAWING ISSUANCE

NO.	ISSUE	DATE
1	PROGRESS	01/17/2025
2	100% SCHEMATIC DESIGN	01/31/2025
3	25% DESIGN DEVELOPMENT	02/21/2025
4	75% DESIGN DEVELOPMENT	04/25/2025
5	100% DESIGN DEVELOPMENT	10/09/2025
6	100% DESIGN DEVELOPMENT	11/07/2025
7	PLAN CHECK #01	12/23/2025
8	BID SET	03/22/2026

PROJECT NAME

WWII JAPANESE AMERICAN INCARCERATION MONUMENT

4045 190TH STREET
TORRANCE, CA 90504

TITLE

ENLARGED TREE PLAN

PROJECT
2024-16

SCALE
1/8" = 1'-0"

DATE

SHEET NUMBER
A2.64

ORIGINAL SIZE: 30"x42"

©CSAO,INC.

P:\2024-16_WWII CAMP WALL\03-DWG\A2.60-A2.66-WWIM_TREE PLAN-1_8.DWG - PLOTTED BY CSTCLS 11 ON 3/24/2026

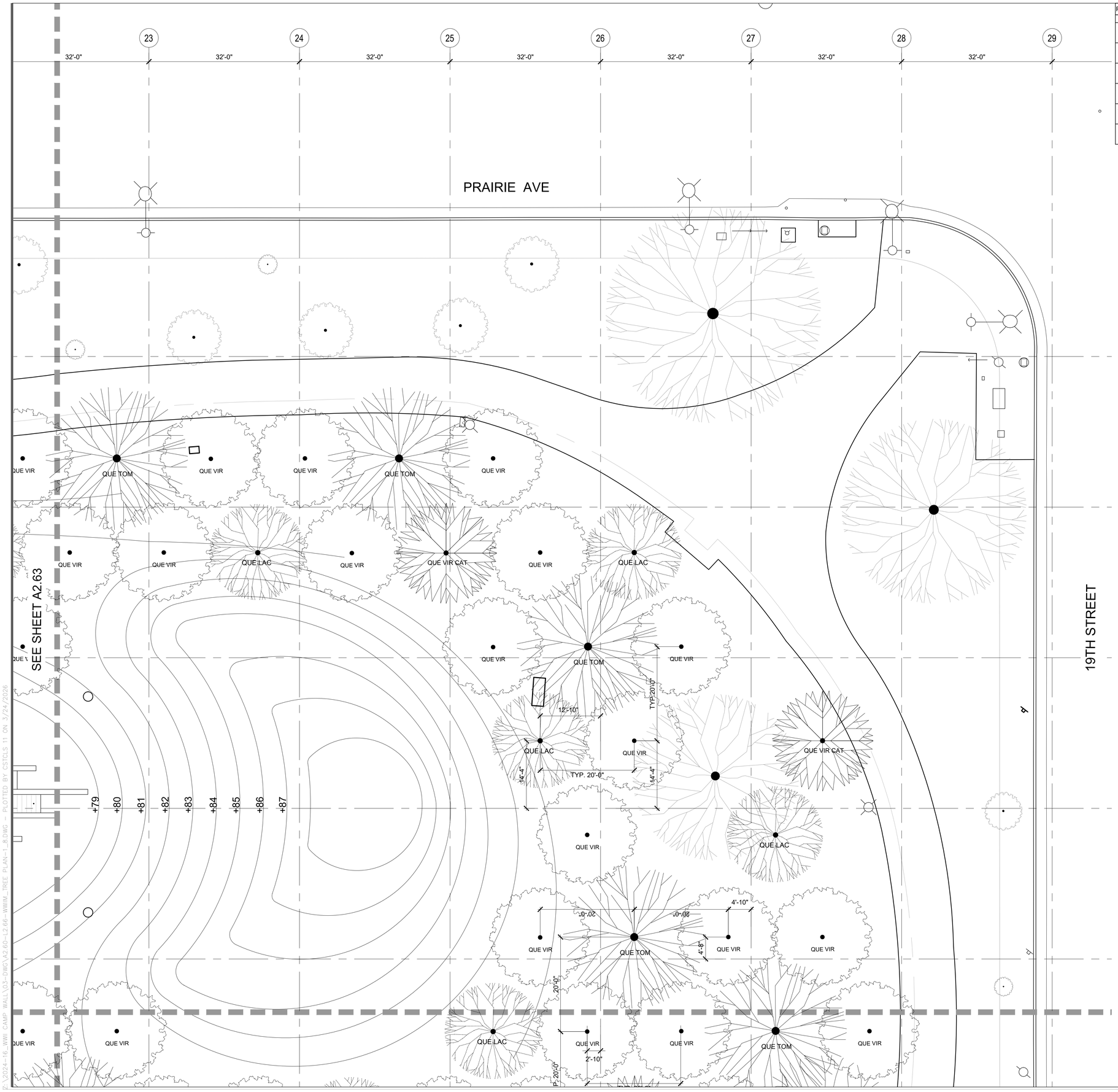

PLANTING LEGEND

	TREES				
	QUERCUS VIRGINIANA QVTIA* / HIGHRISE SOUTHERN LIVE OAK STANDARD TRUNK H-30'-40', W-12'-15' (EVERGREEN)	NO	48" BOX	LOW	87
	QUERCUS VIRGINIANA CATHEDRAL SDLN / CATHEDRAL OAK STANDARD TRUNK H-40'-60', W-25'-30' (EVERGREEN)	NO	48" BOX	LOW	21
	QUERCUS LACEYII / LACEY OAK STANDARD TRUNK H-25'-35', W-25'-30' (BLUE GRAY, PEACH, GOLDEN LEAVES, DECIDUOUS)	NO	36" BOX	LOW	15
	QUERCUS TOMENTELLA / ISLAND OAK STANDARD TRUNK H-30'-50', W-25-40' (EVERGREEN)	YES	48" BOX	LOW	17
	PINUS ELDARICA / AFGHAN PINE STANDARD TRUNK H-30'-50', W-25-40' (EVERGREEN)	NO	48" BOX	MED	2
	PLATANUS RACEMOSA ROBERTS / ROBERTS WESTERN SYCAMORE STANDARD TRUNK H-40'-50', W-30'-40' (SEMI-DECIDUOUS)	NO	36" BOX	LOW	5

*SOURCE FROM APPROVED NURSERIES
DEVIL MOUNTAIN WHOLESALE NURSERY
MOON VALLEY NURSERIES
OR EQUIVALENT QUALITY AS APPROVED BY THE LANDSCAPE ARCHITECT

LEAD CONSULTANT

CHEE SALETTE
ARCHITECT + LANDSCAPE ARCHITECT
1625 SOUTH CENTRAL AVENUE, GLENDALE, CA 91204
TEL : 747.240.6926

SUB CONSULTANT

The ideas and designs represented by this drawing, are prepared by CHEE SALETTE and are for the sole use with the World War II Japanese American Incarceration Monument.

CHEE SALETTE shall retain all common law, statutory and other reserved rights including copyright. The design shall not be used by others for any other purpose.

STAMP

LICENSED ARCHITECT
TINA CHEE
28208
Pr/30/2027
RENEWAL DATE
STATE OF CALIFORNIA

REGULATORY APPROVALS

DRAWING ISSUANCE

NO.	ISSUE	DATE
1	PROGRESS	01/17/2025
2	100% SCHEMATIC DESIGN	01/31/2025
3	25% DESIGN DEVELOPMENT	02/21/2025
4	75% DESIGN DEVELOPMENT	04/25/2025
5	100% DESIGN DEVELOPMENT	10/09/2025
6	100% DESIGN DEVELOPMENT	11/07/2025
7	PLAN CHECK #01	12/23/2025
8	BID SET	03/22/2026

PROJECT NAME

WWII JAPANESE AMERICAN INCARCERATION MONUMENT

4045 190TH STREET
TORRANCE, CA 90504

TITLE

ENLARGED TREE PLAN

PROJECT
2024-16

SCALE
1/8" = 1'-0"

DATE

SHEET NUMBER
A2.65

ORIGINAL SIZE: 30"x42"

©CSAO,INC.

Z:\2024-16_WWII CAMP WALL\03-DWG\A2.60-L2.66-WWIM_TREE PLAN-1_8.DWG - PLOTTED BY CSTCLS 11 ON 3/24/2026

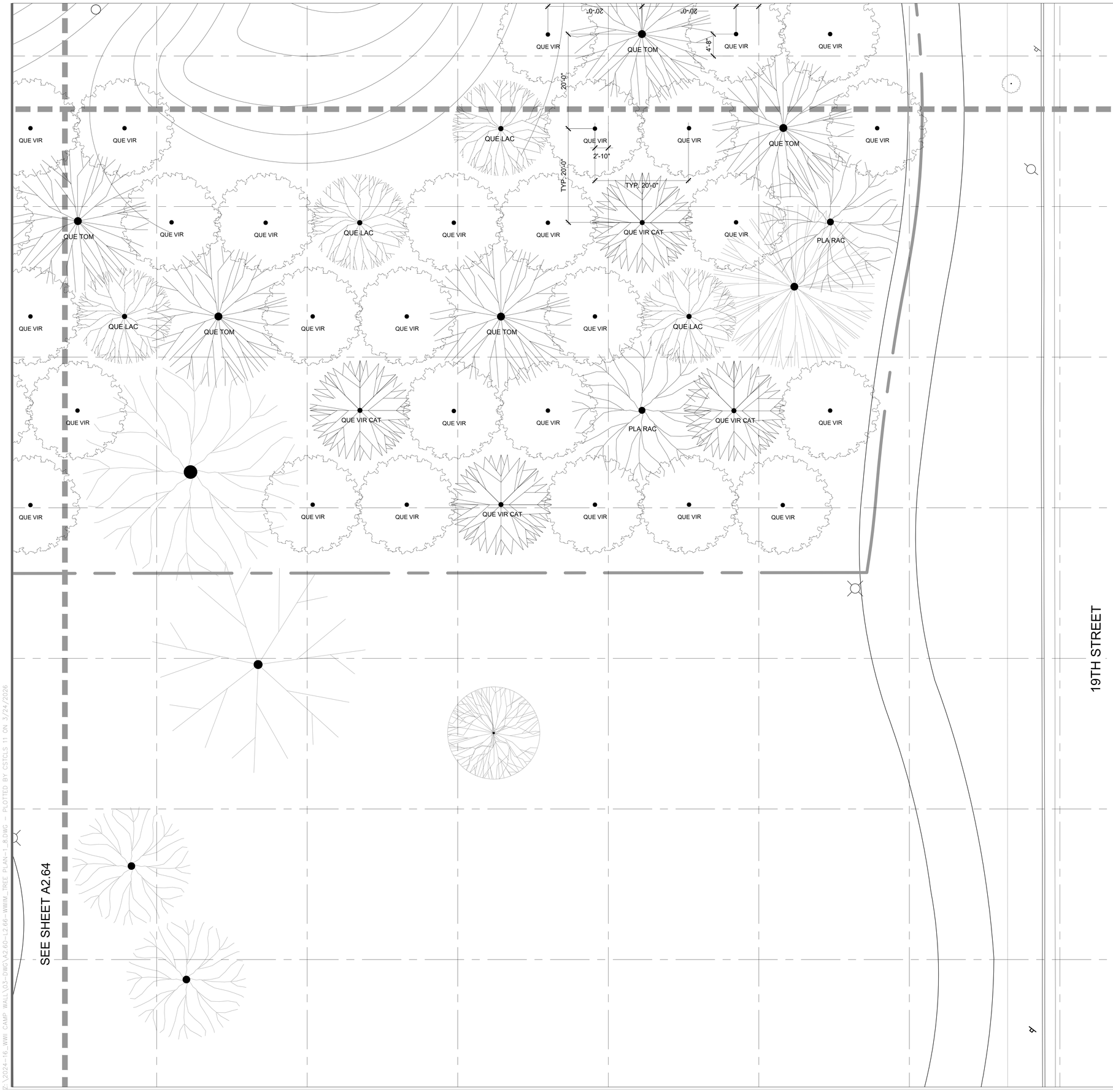

PLANTING LEGEND

	TREES				
	QUERCUS VIRGINIANA QVTIA' / HIGHRISE SOUTHERN LIVE OAK STANDARD TRUNK H-30'-40', W-12'-15' (EVERGREEN)	NO	48" BOX	LOW	87
	QUERCUS VIRGINIANA CATHEDRAL SDLN / CATHEDRAL OAK STANDARD TRUNK H-40'-60', W-25'-30' (EVERGREEN)	NO	48" BOX	LOW	21
	QUERCUS LACEYII / LACEY OAK STANDARD TRUNK H-25'-35', W-25'-30' (BLUE GRAY, PEACH, GOLDEN LEAVES, DECIDUOUS)	NO	36" BOX	LOW	15
	QUERCUS TOMENTELLA / ISLAND OAK STANDARD TRUNK H-30'-50', W-25-40' (EVERGREEN)	YES	48" BOX	LOW	17
	PINUS ELDARICA / AFGHAN PINE STANDARD TRUNK H-30'-50', W-25-40' (EVERGREEN)	NO	48" BOX	MED	2
	PLATANUS RACEMOSA ROBERTS / ROBERTS WESTERN SYCAMORE STANDARD TRUNK H-40'-50', W-30'-40' (SEMI-DECIDUOUS)	NO	36" BOX	LOW	5

*SOURCE FROM APPROVED NURSERIES
DEVIL MOUNTAIN WHOLESALE NURSERY
MOON VALLEY NURSERIES
OR EQUIVALENT QUALITY AS APPROVED BY THE LANDSCAPE ARCHITECT

LEAD CONSULTANT

CHEE SALETTE
ARCHITECT + LANDSCAPE ARCHITECT
1625 SOUTH CENTRAL AVENUE, GLENDALE, CA 91204
TEL : 747.240.6926

SUB CONSULTANT

The ideas and designs represented by this drawing, are prepared by CHEE SALETTE and are for the sole use with the World War II Japanese American Incarceration Monument.

CHEE SALETTE shall retain all common law, statutory and other reserved rights including copyright. The design shall not be used by others for any other purpose.

STAMP

REGULATORY APPROVALS

DRAWING ISSUANCE

NO.	ISSUE	DATE
1	PROGRESS	01/17/2025
2	100% SCHEMATIC DESIGN	01/31/2025
3	25% DESIGN DEVELOPMENT	02/21/2025
4	75% DESIGN DEVELOPMENT	04/25/2025
5	100% DESIGN DEVELOPMENT	10/09/2025
6	100% DESIGN DEVELOPMENT	11/07/2025
7	PLAN CHECK #01	12/23/2025
8	BID SET	03/22/2026

PROJECT NAME

WWII JAPANESE AMERICAN INCARCERATION MONUMENT

4045 190TH STREET
TORRANCE, CA 90504

TITLE

ENLARGED TREE PLAN

PROJECT
2024-16

SCALE
1/8" = 1'-0"

DATE

SHEET NUMBER
A2.66

ORIGINAL SIZE: 30"x42"

©CSAO,INC.

F:\2024-16_WWII CAMP WALL\03-DWG\A2.60-12.66-WWIM_TREE PLAN-1_8.DWG - PLOTTED BY CSTCLS 11 ON 3/24/2026

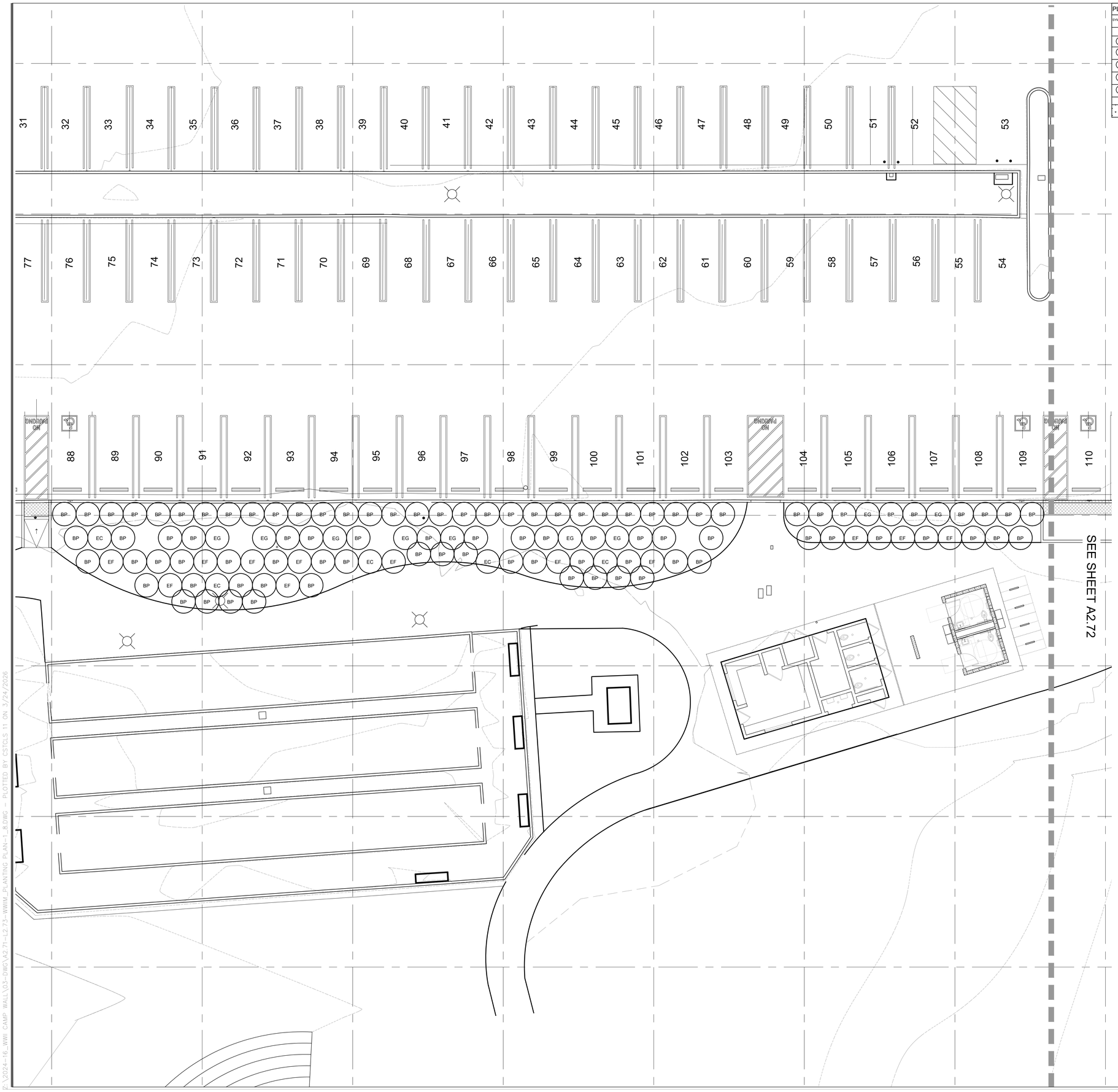

PLANTING LEGEND

SYMBOL	BOTANICAL NAME / COMMON NAME	CA NATIVE	SIZE	WUCOLS	QUANTITY
	GROUND COVER - 21,635 SF				
BP	BACHARIS PILULARIS PIGEON POINT / DWARF COYOTE BUSH	YES	5G	LOW	665
EC	ERIOGONUM CINEREUM / ASHLEY LEAF BUCKWHEAT	YES	5G	LOW	5
EF	ERIOGONUM FASCICULATUM / CALIFORNIA BUCKWHEAT	YES	5G	LOW	12
EG	ERIOGONUM GIGANTEUM / SAINT CATHERINE'S LACE	YES	5G	LOW	9
PM	POLYSTICHUM MUNITUM / WESTERN SWORD FERN	YES	5G	LOW	321
	LAWN				
	SOD TO MATCH EXISTING	NO	SOD	HIGH	25,165 SF

LEAD CONSULTANT

CHEE SALETTE
ARCHITECT + LANDSCAPE ARCHITECT
1625 SOUTH CENTRAL AVENUE, GLENDALE, CA 91204
TEL : 747.240.6926

SUB CONSULTANT

The ideas and designs represented by this drawing, are prepared by CHEE SALETTE and are for the sole use with the World War II Japanese American Incarceration Monument.

CHEE SALETTE shall retain all common law, statutory and other reserved rights including copyright. The design shall not be used by others for any other purpose.

STAMP

LICENSED ARCHITECT
TINA CHEE
28208
12/30/2027
RENEWAL DATE
STATE OF CALIFORNIA

REGULATORY APPROVALS

DRAWING ISSUANCE

NO.	ISSUE	DATE
1	PROGRESS	01/17/2025
2	100% SCHEMATIC DESIGN	01/31/2025
3	25% DESIGN DEVELOPMENT	02/21/2025
4	75% DESIGN DEVELOPMENT	04/25/2025
5	100% DESIGN DEVELOPMENT	10/09/2025
6	100% DESIGN DEVELOPMENT	11/07/2025
7	PLAN CHECK #01	12/23/2025
8	BID SET	03/22/2026

PROJECT NAME

WWII JAPANESE AMERICAN INCARCERATION MONUMENT

4045 190TH STREET
TORRANCE, CA 90504

TITLE

ENLARGED PLANTING PLAN

PROJECT
2024-16

SCALE
1/8" = 1'-0"

DATE

SHEET NUMBER
A2.71

ORIGINAL SIZE: 30"x42"

©CSAO,INC.

Z:\2024-16_WWII CAMP WALL\03-DWG\A2.71-L2.73-WWIM_PLANTING PLAN-1_8.DWG -- PLOTTED BY CSTCLS 11 ON 3/24/2026

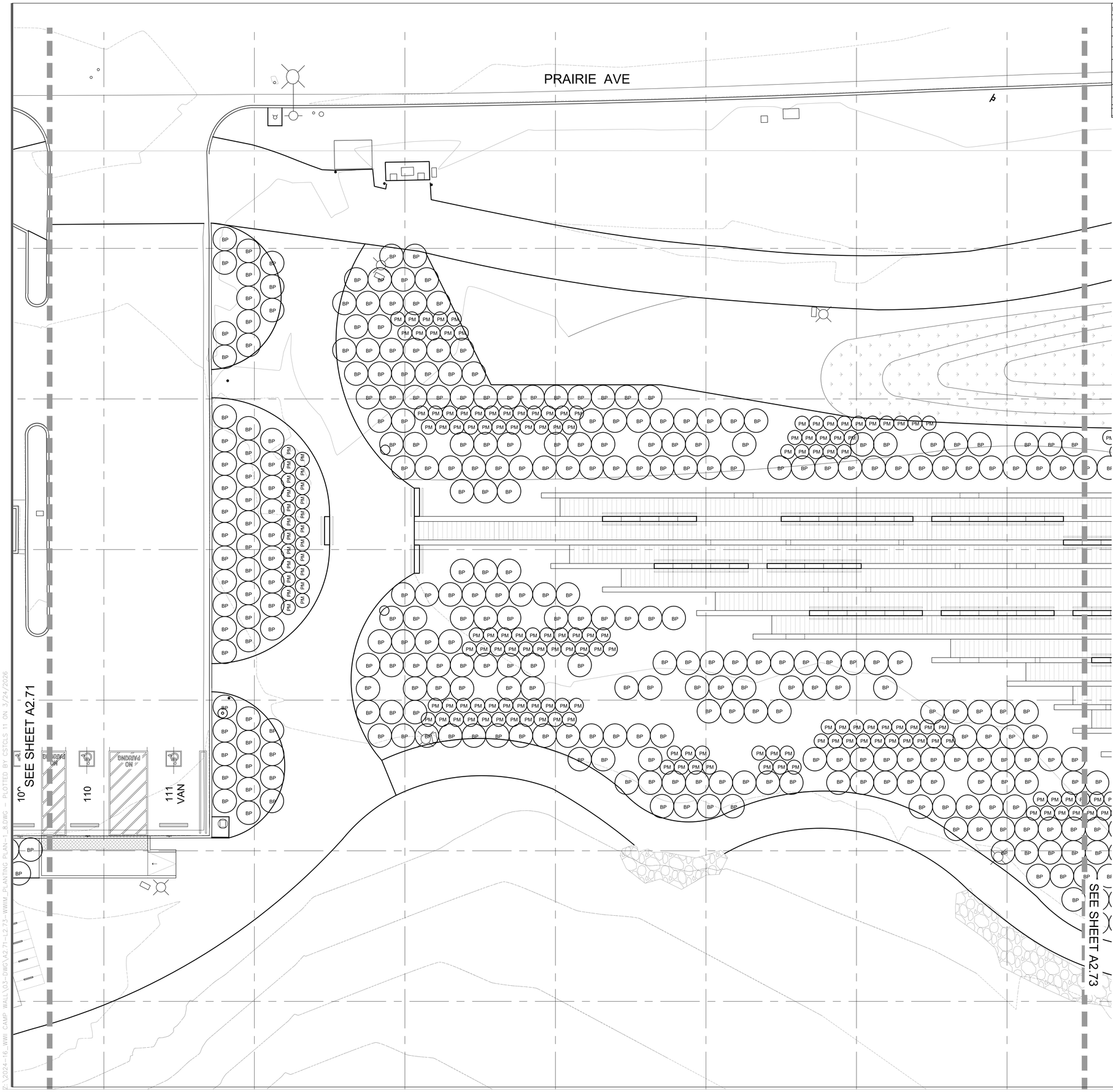

PLANTING LEGEND

SYMBOL	BOTANICAL NAME / COMMON NAME	CA NATIVE	SIZE	WUCOLS	QUANTITY
	GROUND COVER - 21,635 SF				
BP	BACHARIS PILULARIS PIGEON POINT / DWARF COYOTE BUSH	YES	5G	LOW	665
EC	ERIOGONUM CINEREUM / ASHLEY LEAF BUCKWHEAT	YES	5G	LOW	5
EF	ERIOGONUM FASCICULATUM / CALIFORNIA BUCKWHEAT	YES	5G	LOW	12
EG	ERIOGONUM GIGANTEUM / SAINT CATHERINE'S LACE	YES	5G	LOW	9
PM	POLYSTICHUM MUNITUM / WESTERN SWORD FERN	YES	5G	LOW	321
	LAWN				
	SOD TO MATCH EXISTING	NO	SOD	HIGH	25,165 SF

LEAD CONSULTANT

CHEE SALETTE
ARCHITECT + LANDSCAPE ARCHITECT
1625 SOUTH CENTRAL AVENUE, GLENDALE, CA 91204
TEL : 747.240.6926

SUB CONSULTANT

The ideas and designs represented by this drawing, are prepared by CHEE SALETTE and are for the sole use with the World War II Japanese American Incarceration Monument.

CHEE SALETTE shall retain all common law, statutory and other reserved rights including copyright. The design shall not be used by others for any other purpose.

STAMP

LICENSED ARCHITECT
TINA CHEE
28208
12/30/2027
RENEWAL DATE
STATE OF CALIFORNIA

REGULATORY APPROVALS

DRAWING ISSUANCE

NO.	ISSUE	DATE
1	PROGRESS	01/17/2025
2	100% SCHEMATIC DESIGN	01/31/2025
3	25% DESIGN DEVELOPMENT	02/21/2025
4	75% DESIGN DEVELOPMENT	04/25/2025
5	100% DESIGN DEVELOPMENT	10/09/2025
6	100% DESIGN DEVELOPMENT	11/07/2025
7	PLAN CHECK #01	12/23/2025
8	BID SET	03/22/2026

PROJECT NAME

WWII JAPANESE AMERICAN INCARCERATION MONUMENT

4045 190TH STREET
TORRANCE, CA 90504

TITLE

ENLARGED PLANTING PLAN

PROJECT
2024-16

SCALE
1/8" = 1'-0"

DATE

SHEET NUMBER
A2.72

ORIGINAL SIZE: 30"x42"

©CSAO,INC.

F:\2024-16_WWII CAMP WALL\03-DWG\A2.71-L2.73-WWIM_PLANTING PLAN-1_8.DWG - PLOTTED BY CSTOLS 11 ON 3/24/2026

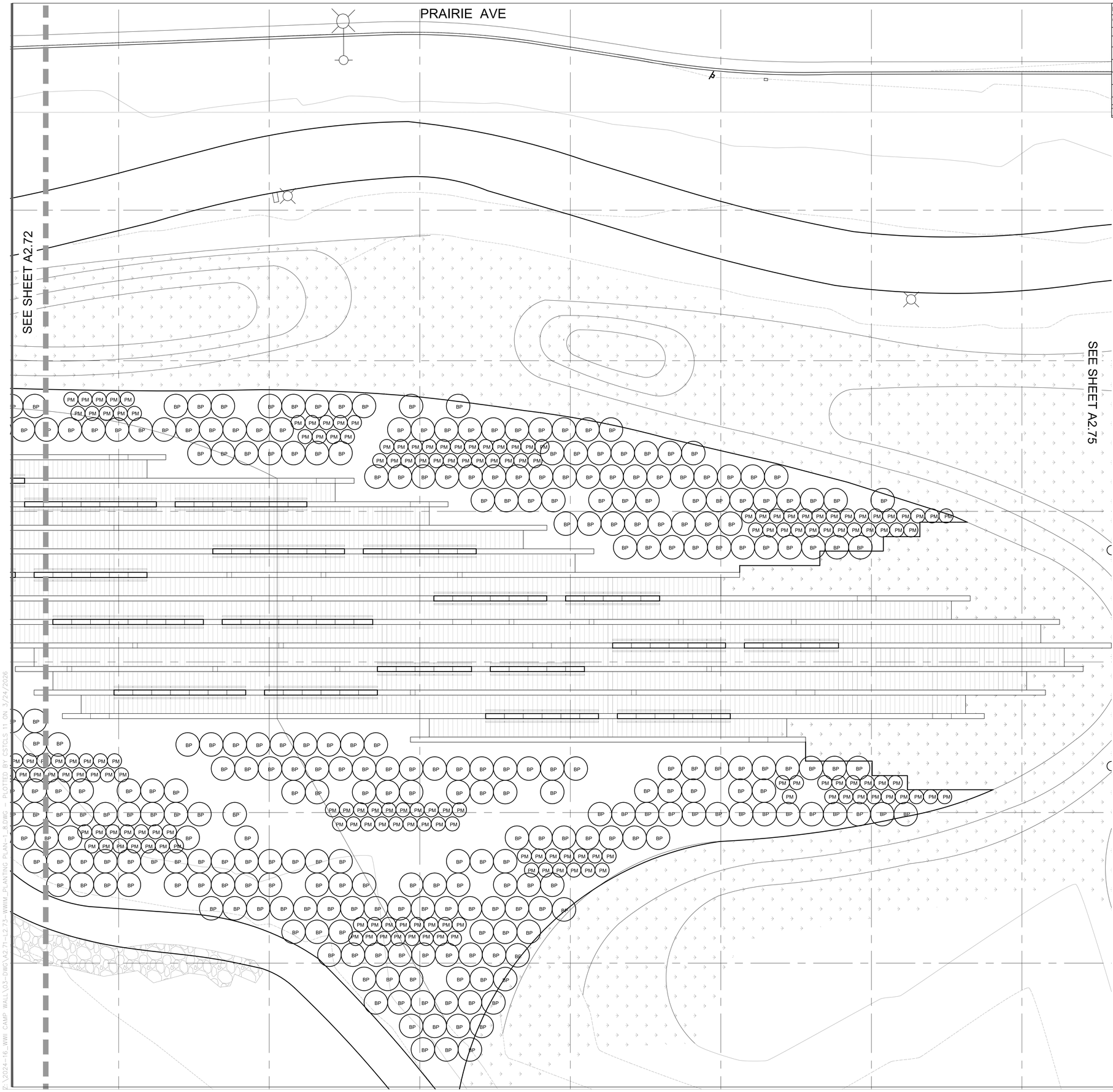

PLANTING LEGEND

SYMBOL	BOTANICAL NAME / COMMON NAME	CA NATIVE	SIZE	WUCOLS	QUANTITY
	GROUND COVER - 21,635 SF				
BP	BACHARIS PILULARIS PIGEON POINT / DWARF COYOTE BUSH	YES	5G	LOW	665
EC	ERIOGONUM CINEREUM / ASHLEY LEAF BUCKWHEAT	YES	5G	LOW	5
EF	ERIOGONUM FASCICULATUM / CALIFORNIA BUCKWHEAT	YES	5G	LOW	12
EG	ERIOGONUM GIGANTEUM / SAINT CATHERINE'S LACE	YES	5G	LOW	9
PM	POLYSTICHUM MUNITUM / WESTERN SWORD FERN	YES	5G	LOW	321
	LAWN				
	SOD TO MATCH EXISTING	NO	SOD	HIGH	25,165 SF

LEAD CONSULTANT

CHEE SALETTE
ARCHITECT + LANDSCAPE ARCHITECT
1625 SOUTH CENTRAL AVENUE, GLENDALE, CA 91204
TEL : 747.240.6926

SUB CONSULTANT

The ideas and designs represented by this drawing, are prepared by CHEE SALETTE and are for the sole use with the World War II Japanese American Incarceration Monument.

CHEE SALETTE shall retain all common law, statutory and other reserved rights including copyright. The design shall not be used by others for any other purpose.

STAMP

LICENSED ARCHITECT
TINA CHEE
28208
12/30/2027
RENEWAL DATE
STATE OF CALIFORNIA

REGULATORY APPROVALS

DRAWING ISSUANCE

NO.	ISSUE	DATE
1	PROGRESS	01/17/2025
2	100% SCHEMATIC DESIGN	01/31/2025
3	25% DESIGN DEVELOPMENT	02/21/2025
4	75% DESIGN DEVELOPMENT	04/25/2025
5	100% DESIGN DEVELOPMENT	10/09/2025
6	100% DESIGN DEVELOPMENT	11/07/2025
7	PLAN CHECK #01	12/23/2025
8	BID SET	03/22/2026

PROJECT NAME

WWII JAPANESE AMERICAN INCARCERATION MONUMENT

4045 190TH STREET
TORRANCE, CA 90504

TITLE

ENLARGED PLANTING PLAN

PROJECT
2024-16

SCALE
1/8" = 1'-0"

DATE

SHEET NUMBER
A2.73

ORIGINAL SIZE: 30"x42"

©CSAO,INC.

F:\2024-16_WWII CAMP WALL\03-DWG\A2.71-L2.73-WWIM_PLANTING PLAN-1.8.DWG - PLOTTED BY CSTOLS 11 ON 3/24/2026

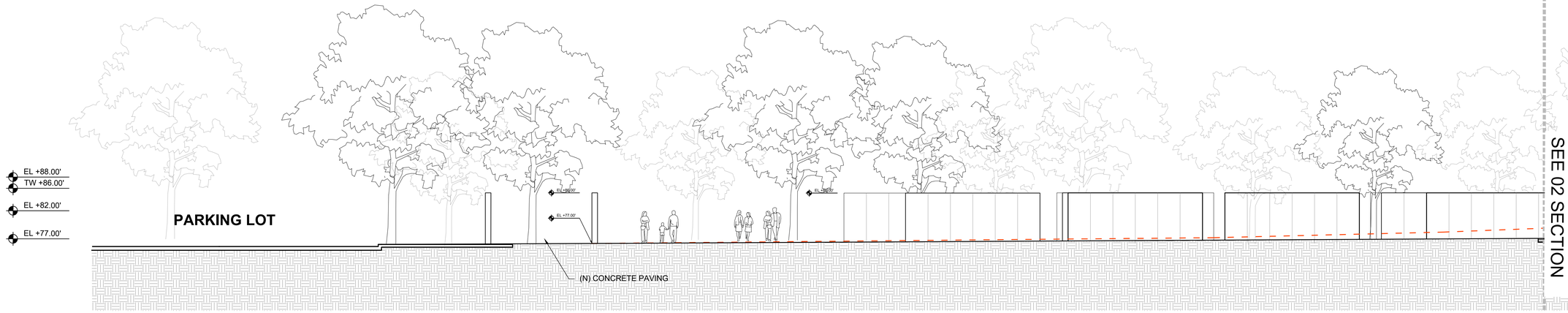

01 LONGITUDINAL SECTION
SCALE: 1/8" = 1'-0"

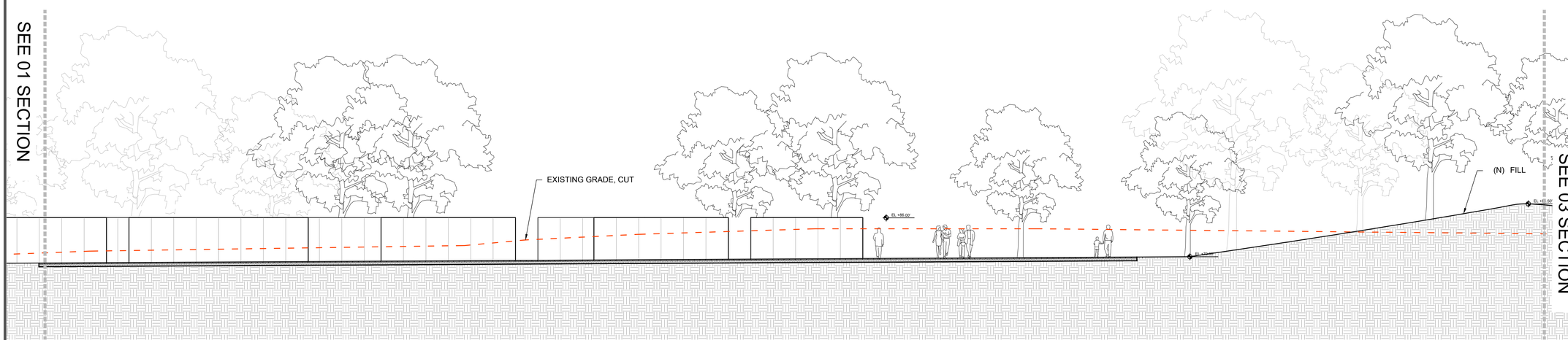

02 LONGITUDINAL SECTION
SCALE: 1/8" = 1'-0"

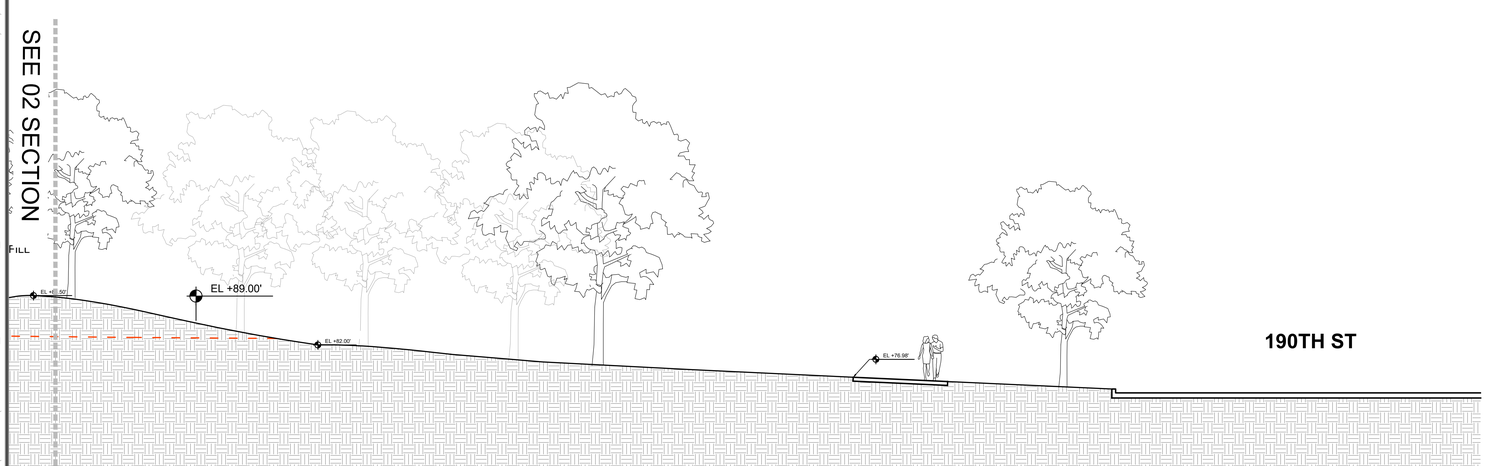

03 LONGITUDINAL SECTION
SCALE: 1/8" = 1'-0"

LEAD CONSULTANT

CHEE SALETTE
ARCHITECT + LANDSCAPE ARCHITECT
1625 SOUTH CENTRAL AVENUE, GLENDALE, CA 91204
TEL : 747.240.6926

SUB CONSULTANT

The ideas and designs represented by this drawing, are prepared by CHEE SALETTE and are for the sole use with the World War II Japanese American Incarceration Monument.

CHEE SALETTE shall retain all common law, statutory and other reserved rights including copyright. The design shall not be used by others for any other purpose.

STAMP

LICENSED ARCHITECT
TINA CHEE
28208
RENEWAL DATE 11/30/2027
STATE OF CALIFORNIA

REGULATORY APPROVALS

DRAWING ISSUANCE

NO.	ISSUE	DATE
1	PROGRESS	01/17/2025
2	100% SCHEMATIC DESIGN	01/31/2025
3	25% DESIGN DEVELOPMENT	02/21/2025
4	75% DESIGN DEVELOPMENT	04/25/2025
5	100% DESIGN DEVELOPMENT	10/09/2025
6	100% DESIGN DEVELOPMENT	11/07/2025
7	PLAN CHECK #01	12/23/2025
8	BID SET	03/22/2026

PROJECT NAME

WWII JAPANESE AMERICAN INCARCERATION MONUMENT

4045 190TH STREET
TORRANCE, CA 90504

TITLE

SITE SECTIONS

PROJECT
2024-16

SCALE
1/8" = 1'-0"

DATE

SHEET NUMBER
A3.00

ORIGINAL SIZE: 30"x42"

©CSAO,INC.

F:\2024-16_WWII CAMP WALL\03-DWG\A3.00-WWIM_SITE SECTIONS-1_8.DWG - PLOTTED BY CSTOLS 11 ON 3/24/2026

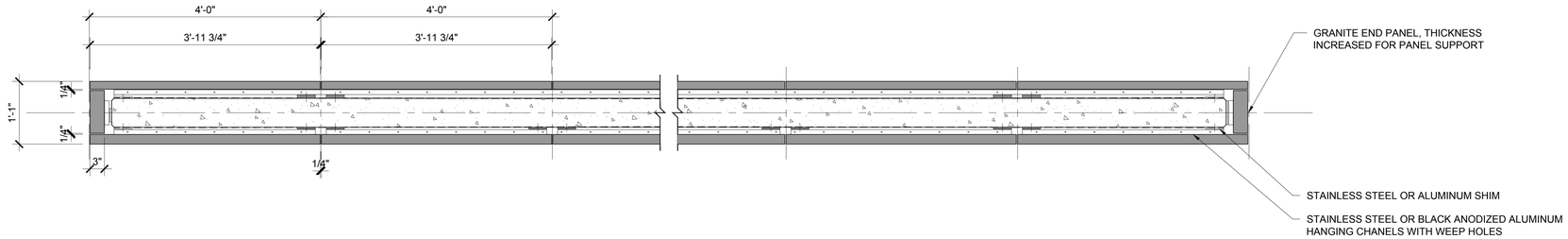

01 MONUMENT WALL PLAN - TYPICAL

SCALE: 1" = 1'-0"

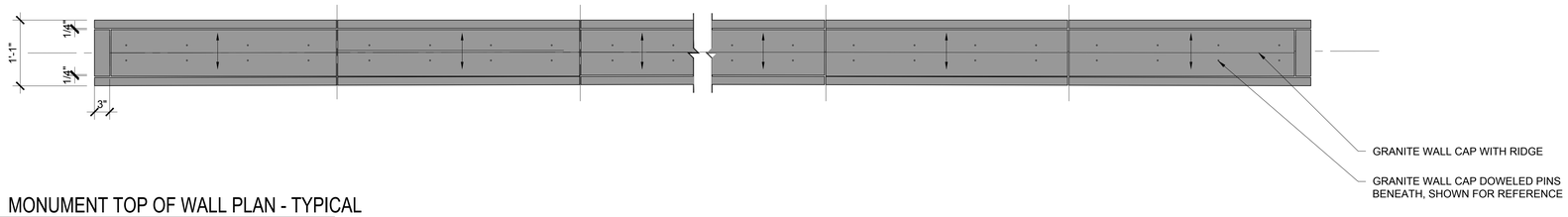

02 MONUMENT TOP OF WALL PLAN - TYPICAL

SCALE: 1" = 1'-0"

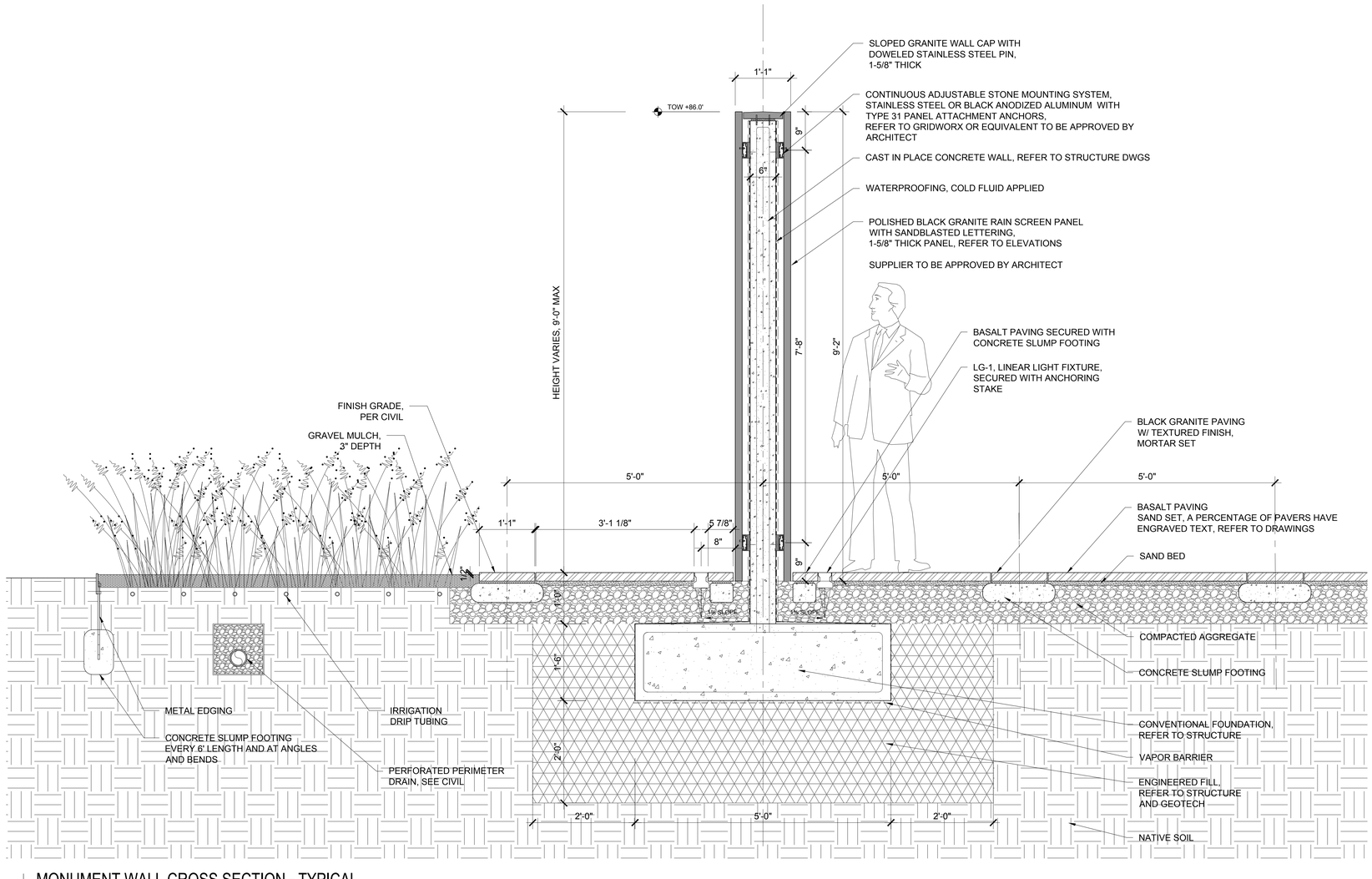

03 MONUMENT WALL CROSS SECTION - TYPICAL

SCALE: 1" = 1'-0"

LEAD CONSULTANT

CHEE SALETTE
ARCHITECT + LANDSCAPE ARCHITECT
1625 SOUTH CENTRAL AVENUE, GLENDALE, CA 91204
TEL : 747.240.6926

SUB CONSULTANT

The ideas and designs represented by this drawing, are prepared by CHEE SALETTE and are for the sole use with the World War II Japanese American Incarceration Monument.

CHEE SALETTE shall retain all common law, statutory and other reserved rights including copyright. The design shall not be used by others for any other purpose.

STAMP

REGULATORY APPROVALS

DRAWING ISSUANCE

NO.	ISSUE	DATE
1	PROGRESS	01/17/2025
2	100% SCHEMATIC DESIGN	01/31/2025
3	25% DESIGN DEVELOPMENT	02/21/2025
4	75% DESIGN DEVELOPMENT	04/25/2025
5	100% DESIGN DEVELOPMENT	10/09/2025
6	100% DESIGN DEVELOPMENT	11/07/2025
7	PLAN CHECK #01	12/23/2025
8	BID SET	03/22/2026

PROJECT NAME

WWII JAPANESE AMERICAN INCARCERATION MONUMENT

4045 190TH STREET
TORRANCE, CA 90504

TITLE

MONUMENT WALL DETAILS

PROJECT
2024-16

SCALE
AS NOTED

DATE

SHEET NUMBER
A4.00

ORIGINAL SIZE: 30"x42"

©CSAO,INC.

/VOLUMES/PROJECTS/2024-16_WWII CAMP WALL/03-DWG/A4.00-A4.01-WWIIM_MONUMENT WALL DETAILS.DWG - PLOTTED BY IMAC 3 ON 3/25/2026

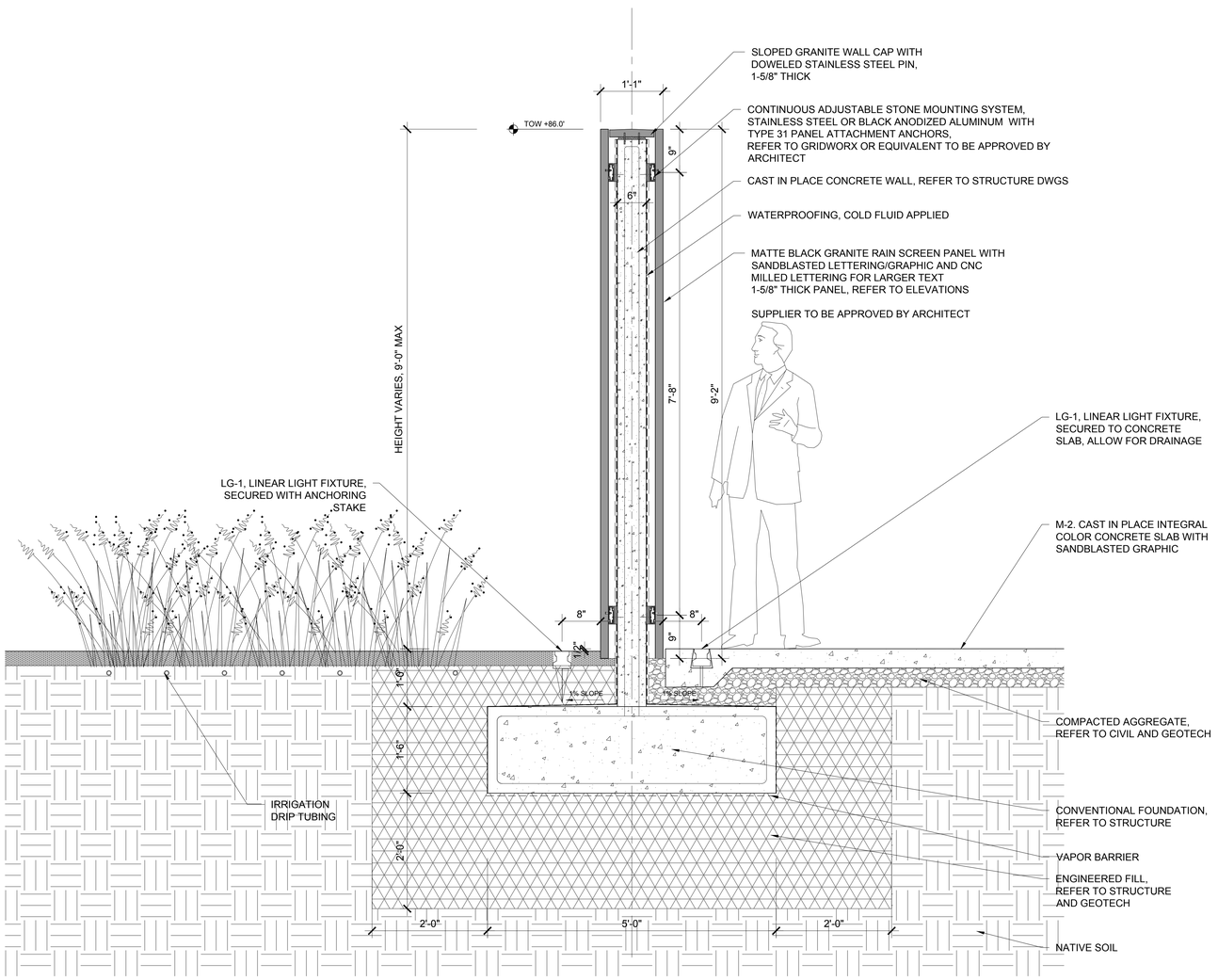

03 DISPLAY PANEL WALL CROSS SECTION

SCALE: 1" = 1'-0"

/VOLUMES/PROJECTS/2024-16_WWII CAMP WALL/03-DWG/A4.00-A4.01-WWIM_MONUMENT WALL DETAILS.DWG - PLOTTED BY IMAC 3 ON 3/25/2026

LEAD CONSULTANT

CHEE SALETTE
ARCHITECT + LANDSCAPE ARCHITECT
1625 SOUTH CENTRAL AVENUE, GLENDALE, CA 91204
TEL : 747.240.6926

SUB CONSULTANT

The ideas and designs represented by this drawing, are prepared by CHEE SALETTE and are for the sole use with the World War II Japanese American Incarceration Monument.

CHEE SALETTE shall retain all common law, statutory and other reserved rights including copyright. The design shall not be used by others for any other purpose.

STAMP

REGULATORY APPROVALS

DRAWING ISSUANCE

NO.	ISSUE	DATE
1	PROGRESS	01/17/2025
2	100% SCHEMATIC DESIGN	01/31/2025
3	25% DESIGN DEVELOPMENT	02/21/2025
4	75% DESIGN DEVELOPMENT	04/25/2025
5	100% DESIGN DEVELOPMENT	10/09/2025
6	100% DESIGN DEVELOPMENT	11/07/2025
7	PLAN CHECK #01	12/23/2025
8	BID SET	03/22/2026

PROJECT NAME

WWII JAPANESE AMERICAN INCARCERATION MONUMENT

4045 190TH STREET
TORRANCE, CA 90504

TITLE

MONUMENT WALL DETAILS

PROJECT
2024-16

SCALE
AS NOTED

DATE

SHEET NUMBER
A4.01

ORIGINAL SIZE: 30"x42"

©CSAO,INC.

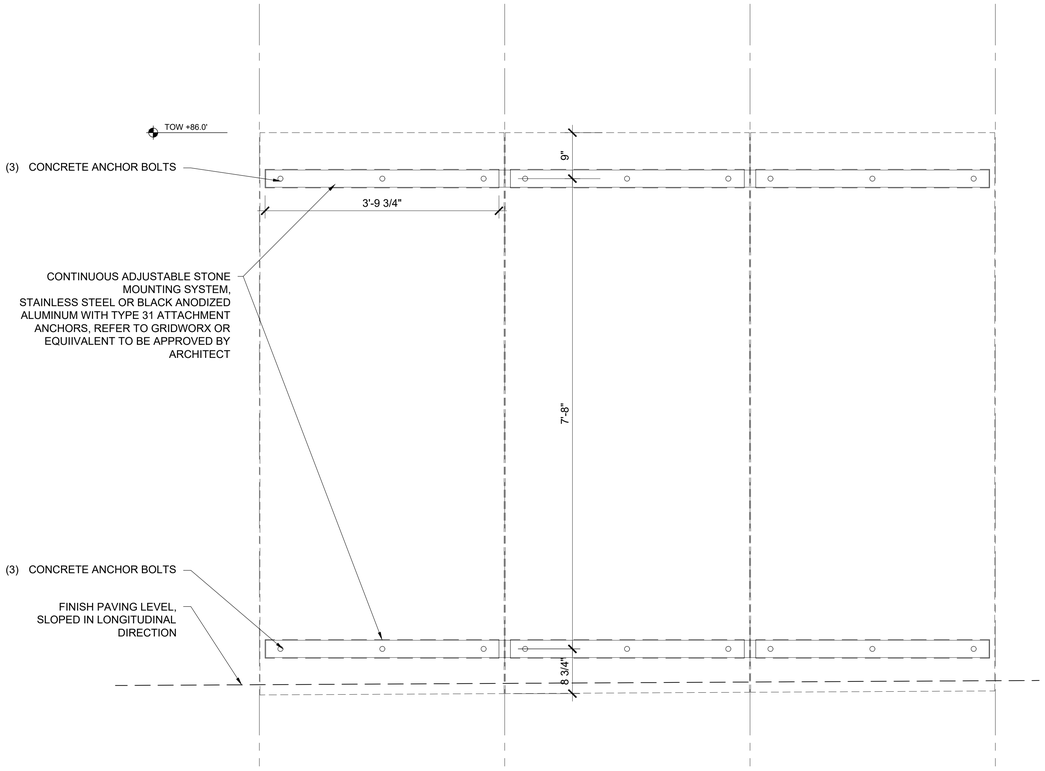

01 MONUMENT WALL PANEL SUBFRAME ELEVATION ON CONCRETE WALL - TYPICAL

SCALE: 1" = 1'-0"

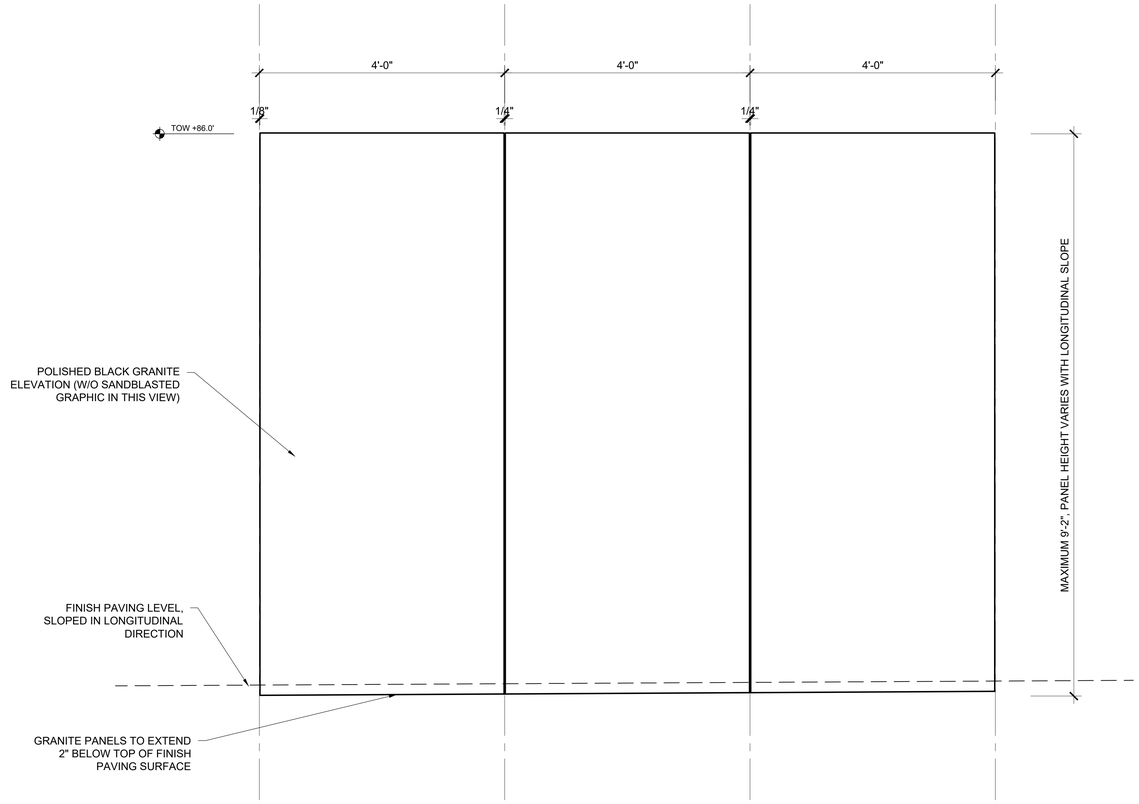

02 MONUMENT GRANITE WALL PANEL ELEVATION (W/O GRAPHIC) - TYPICAL

SCALE: 1" = 1'-0"

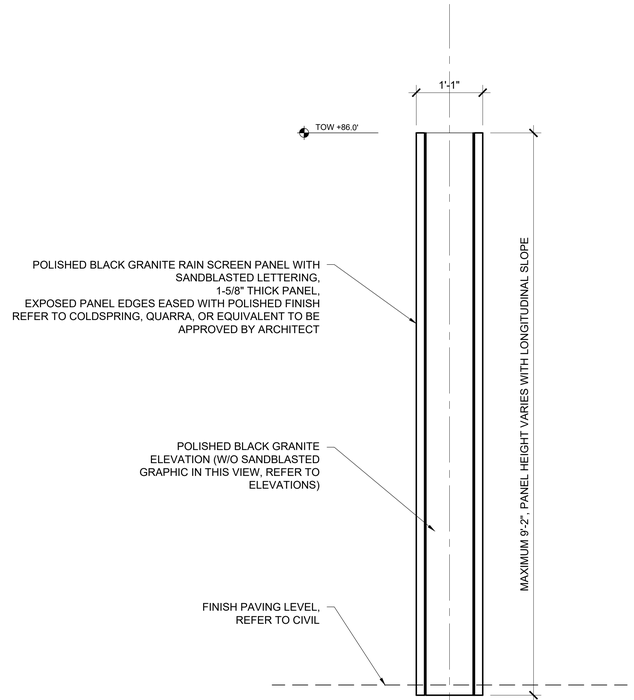

03 MONUMENT GRANITE WALL PANEL SIDE ELEVATION (W/O GRAPHIC - TYPICAL

SCALE: 1" = 1'-0"

LEAD CONSULTANT

CHEE SALETTE
ARCHITECT + LANDSCAPE ARCHITECT
1625 SOUTH CENTRAL AVENUE, GLENDALE, CA 91204
TEL : 747 240 6926

SUB CONSULTANT

The ideas and designs represented by this drawing, are prepared by CHEE SALETTE and are for the sole use with the World War II Japanese American Incarceration Monument.

CHEE SALETTE shall retain all common law, statutory and other reserved rights including copyright. The design shall not be used by others for any other purpose.

STAMP

REGULATORY APPROVALS

DRAWING ISSUANCE

NO.	ISSUE	DATE
1	PROGRESS	01/17/2025
2	100% SCHEMATIC DESIGN	01/31/2025
3	25% DESIGN DEVELOPMENT	02/21/2025
4	75% DESIGN DEVELOPMENT	04/25/2025
5	100% DESIGN DEVELOPMENT	10/09/2025
6	100% DESIGN DEVELOPMENT	11/07/2025
7	PLAN CHECK #01	12/23/2025
8	BID SET	03/22/2026

PROJECT NAME

WWII JAPANESE AMERICAN INCARCERATION MONUMENT

4045 190TH STREET
TORRANCE, CA 90504

TITLE

MONUMENT WALL DETAILS

PROJECT
2024-16

SCALE
AS NOTED

DATE

SHEET NUMBER

A4.02

ORIGINAL SIZE: 30"x42"

©CSAO,INC.

Z:\2024-16_WWII CAMP WALL\03-DWG\A4.00-A4.01-WWIII_MONUMENT WALL DETAILS.DWG - PLOTTED BY CSTCLS 11 ON 3/24/2026



01 TYP GRANITE WALL LAYOUT
SCALE: 1"=1'-0"

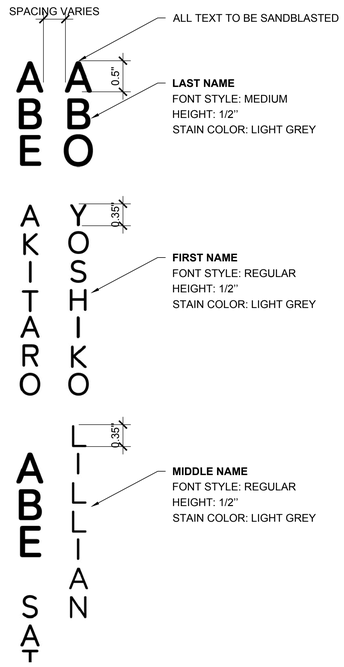

02 TYP GRAPHICS DETAIL
SCALE: 1"=1'-0"



02 ENTRY SIGN ELEVATION
SCALE: 1"=1'-0"

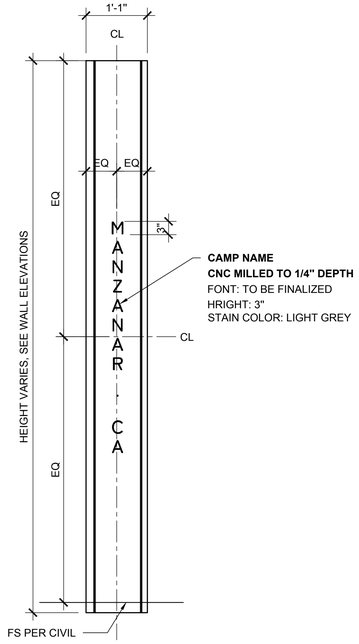

03 TYP GRANITE WALL SIDE ELEVATION
SCALE: 1"=1'-0"

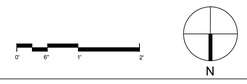

LEAD CONSULTANT

CHEE SALETTE
ARCHITECT + LANDSCAPE ARCHITECT
1625 SOUTH CENTRAL AVENUE, GLENDALE, CA 91204
TEL : 747.240.6926

SUB CONSULTANT

The ideas and designs represented by this drawing, are prepared by CHEE SALETTE and are for the sole use with the World War II Japanese American Incarceration Monument.

CHEE SALETTE shall retain all common law, statutory and other reserved rights including copyright. The design shall not be used by others for any other purpose.

STAMP

REGULATORY APPROVALS

DRAWING ISSUANCE

NO.	ISSUE	DATE
1	PROGRESS	01/17/2025
2	100% SCHEMATIC DESIGN	01/31/2025
3	25% DESIGN DEVELOPMENT	02/21/2025
4	75% DESIGN DEVELOPMENT	04/25/2025
5	100% DESIGN DEVELOPMENT	10/09/2025
6	100% DESIGN DEVELOPMENT	11/07/2025
7	PLAN CHECK #01	12/23/2025
8	BID SET	03/22/2026

PROJECT NAME

WWII JAPANESE AMERICAN INCARCERATION MONUMENT

4045 190TH STREET
TORRANCE, CA 90504

TITLE

MONUMENT WALL GRAPHICS

PROJECT
2024-16

SCALE
1" = 1'-0"

DATE

ORIGINAL SIZE: 30"x42"

SHEET NUMBER

A4.03

©CSAO,INC.

V:\VOLUMES\PROJECTS\2024-16_WWII_CAMP_WALL\03-DWG\A4.03-WWIII_MONUMENT_WALL_GRAPHICS.DWG -- PLOTTED BY IMAC_3 ON 3/25/2026

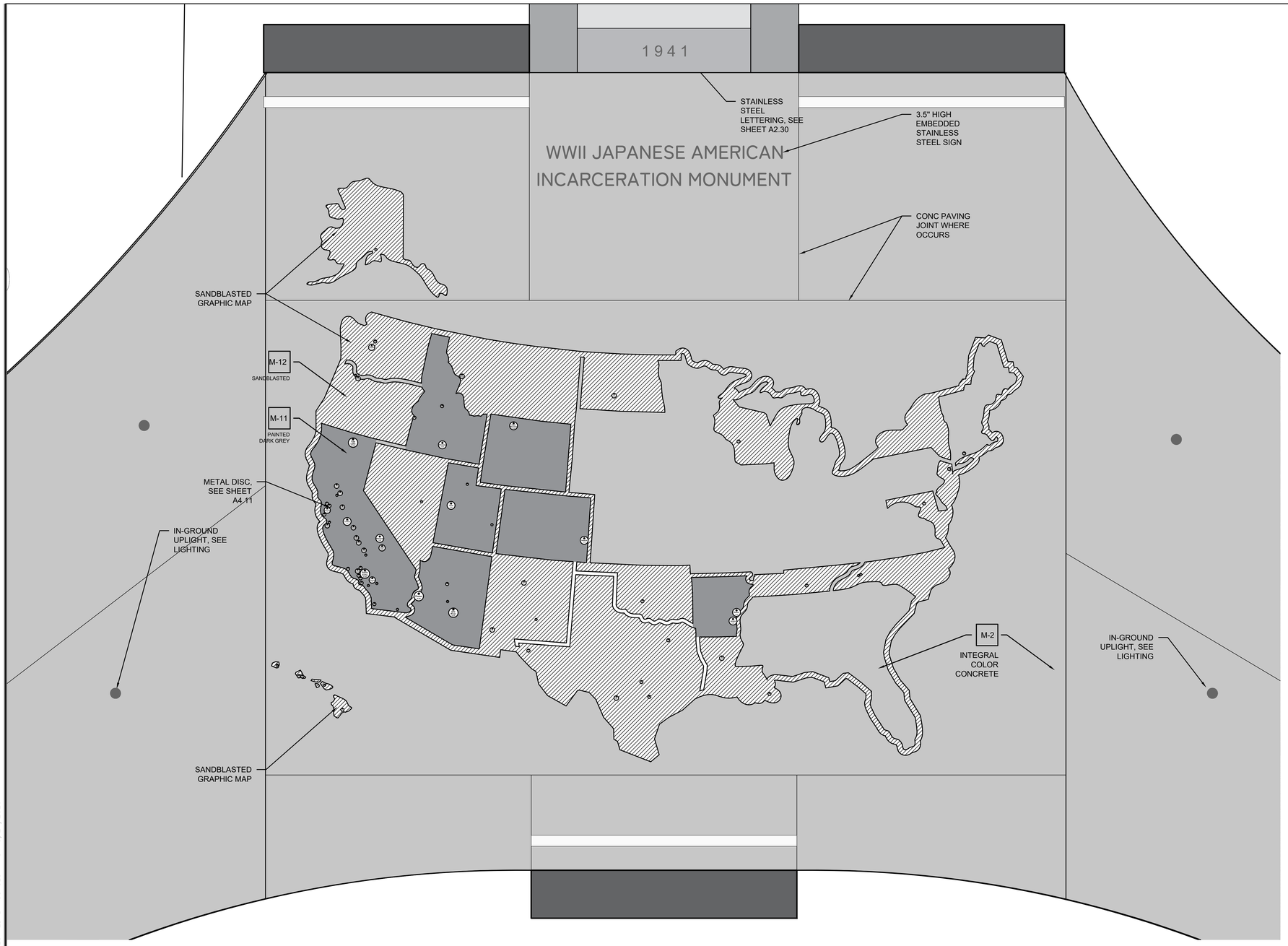

GRAPHIC MAP VIEWS

MATERIAL LEGEND

PARK

	M-2	INTEGRAL COLOR CONCRETE PAVING TYPE 2	1,573 SF	DAVIS COLOR, DARK GREY

GRAPHIC MAP

SYMBOL	KEY	ITEM	QUANTITY	COLOR/FINISH
	M-11	PAINT TYPE 1 STREETBOND	20 SF	DARK GREY
	M-12	SANDBLASTED	48 SF	

METAL DISC SCHEDULE

ITEM	COLOR/FINISH	SYMBOL	DIAMETER	QUANTITY
METAL DISC WITH TEXT	STAINLESS STEEL		3"	4
			2.5"	8
			2"	4
			1.5"	16
			1"	27
			3/4"	15

LEAD CONSULTANT

CHEE SALETTE
ARCHITECT + LANDSCAPE ARCHITECT
1625 SOUTH CENTRAL AVENUE, GLENDALE, CA 91204
TEL : 747.240.6926

SUB CONSULTANT

The ideas and designs represented by this drawing, are prepared by CHEE SALETTE and are for the sole use with the World War II Japanese American Incarceration Monument.

CHEE SALETTE shall retain all common law, statutory and other reserved rights including copyright. The design shall not be used by others for any other purpose.

STAMP

LICENSED ARCHITECT
TINA CHEE
28208
12/30/2027
RENEWAL DATE
STATE OF CALIFORNIA

REGULATORY APPROVALS

DRAWING ISSUANCE

NO.	ISSUE	DATE
1	PROGRESS	01/17/2025
2	100% SCHEMATIC DESIGN	01/31/2025
3	25% DESIGN DEVELOPMENT	02/21/2025
4	75% DESIGN DEVELOPMENT	04/25/2025
5	100% DESIGN DEVELOPMENT	10/09/2025
6	100% DESIGN DEVELOPMENT	11/07/2025
7	PLAN CHECK #01	12/23/2025
8	BID SET	03/22/2026

PROJECT NAME

WWII JAPANESE AMERICAN INCARCERATION MONUMENT

4045 190TH STREET
TORRANCE, CA 90504

TITLE

ENLARGED GRAPHIC MAP PLAN

PROJECT
2024-16

SCALE
1" = 1'-0"

DATE

SHEET NUMBER
A4.10

ORIGINAL SIZE: 30"x42"

©CSAO,INC.

N

F:\2024-16_WWII CAMP WALL\03-DWG\A4.10-WWIM_ENLARGED GRAPHIC MAP.DWG - PLOTTED BY CSTCLS 11 ON 3/24/2026

3" DISC

3"

- ★ Tule Lake 29,549
- ★ Gila River 16,675
- ★ Poston 19,540
- ▲ Santa Anita 18,460

2.5" DISC

2 1/2"

- ★ Manzanar 11,087
- ★ Amache 10,344
- ★ Heart Mountain 14,053
- ★ Minidoka 13,085
- ★ Topaz 11,237
- ★ Rohwer 11,934
- ★ Jerome 10,265
- ▲ Turlock 10,824

2" DISC

2"

- ▲ Owens Valley 9,410
- ▲ Pomoma 5,181
- ▲ Tanforan 7,703
- ▲ Puyallup 7,326

1.5" DISC

1 1/2"

- ▲ Portland 3,892
- ▲ Marysville 2,011
- ▲ Sacramento 3,624
- ▲ Stockton 4,205
- ▲ Salinas 3,347
- ▲ Merced 4,445
- ▲ Pinedale 3,698
- ▲ Fresno 4,395
- ▲ Tulare 4,825
- ■ Lordsburg 1,621
- ■ Santa Fe 4,085
- ■ Crystal City 3,528
- ⬢ Tuna Canyon 1,743
- ● Fort Missoula 1,384
- ● Fort Lincoln 1,997
- ● Camp Livingston 1,135

1" DISC

1"

- ▲ Mayer 230
- ■ Kooskia 260
- ■ Camp Algiers 484
- ■ Seagoville 424
- ■ Sand Island 995
- ■ Honouliuli 408
- ■ Kenedy 893
- ⬢ San Francisco 643
- ⬢ Sharp Park 344
- ⬢ San Pedro 695
- ⬢ Ellis Island 449
- ⬢ Seattle 531
- ● Camp Forrest 189
- ● Fort Meade 197
- ● Fort McDowell 669
- ● Fort Sill 475
- ● Camp Upton 119
- ● Fort Bliss 113
- ● Fort Sam Houston 147
- ● Camp McCoy 225
- ● Kialuea Military Camp 185
- ◘ Los Angeles 777
- ◘ Santa Barbara 145
- ◘ San Diego 217
- ○ NYSSA 445
- ○ LA General Hospital 166
- ○ Hillcrest Sanitorium 187

3/4" DISC

3/4"

- ★ Moab Isolation Center 54
- ● Portland 88
- ● Salt Lake City 92
- ● Fort Richardson 98
- ● Fort Stanton 93
- ▲ Phoenix 52
- ◘ Wailua 52
- ◘ Maui 82
- ◘ Sacramento 73
- ◘ Monterey 50
- ◘ Kern 72
- ◘ Riverside 55
- ◘ Orange County 91
- ◘ El Centro 65

0' 4" 1' 2' 4'

N

METAL DISC SCHEDULE

ITEM	COLOR/FINISH	SYMBOL	DIAMETER	QUANTITY
METAL DISC WITH TEXT	STAINLESS STEEL		3"	4
			2.5"	8
			2"	4
			1.5"	16
			1"	27
			3/4"	15

LEAD CONSULTANT

CHEE SALETTE
ARCHITECT + LANDSCAPE ARCHITECT
1625 SOUTH CENTRAL AVENUE, GLENDALE, CA 91204
TEL : 747.240.6926

SUB CONSULTANT

The ideas and designs represented by this drawing, are prepared by CHEE SALETTE and are for the sole use with the World War II Japanese American Incarceration Monument.

CHEE SALETTE shall retain all common law, statutory and other reserved rights including copyright. The design shall not be used by others for any other purpose.

STAMP

LICENSED ARCHITECT
TINA CHEE
28208
12/30/2027
RENEWAL DATE
STATE OF CALIFORNIA

REGULATORY APPROVALS

DRAWING ISSUANCE

NO.	ISSUE	DATE
1	PROGRESS	01/17/2025
2	100% SCHEMATIC DESIGN	01/31/2025
3	25% DESIGN DEVELOPMENT	02/21/2025
4	75% DESIGN DEVELOPMENT	04/25/2025
5	100% DESIGN DEVELOPMENT	10/09/2025
6	100% DESIGN DEVELOPMENT	11/07/2025
7	PLAN CHECK #01	12/23/2025
8	BID SET	03/22/2026

PROJECT NAME

WWII JAPANESE AMERICAN INCARCERATION MONUMENT

4045 190TH STREET
TORRANCE, CA 90504

TITLE

MAP METAL DISCS DETAILS

PROJECT
2024-16

SCALE
1'-0" = 1'-0"

DATE

SHEET NUMBER
A4.11

ORIGINAL SIZE: 30"x42"

©CSAO,INC.

Z:\2024-16_WWII CAMP WALL\03-DWG\A4.11-WWIIM_MAP METAL DISCS.DWG - PLOTTED BY CSTOLS 11 ON 3/24/2026

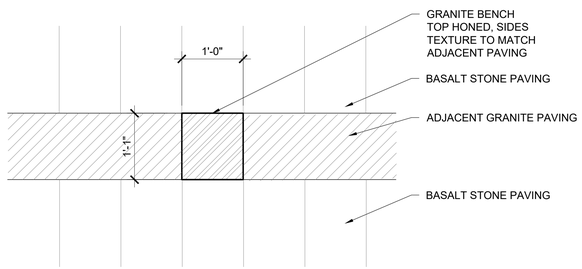

01 BENCH PLAN - 13" x 12" x 18"

SCALE: 1" = 1'-0"

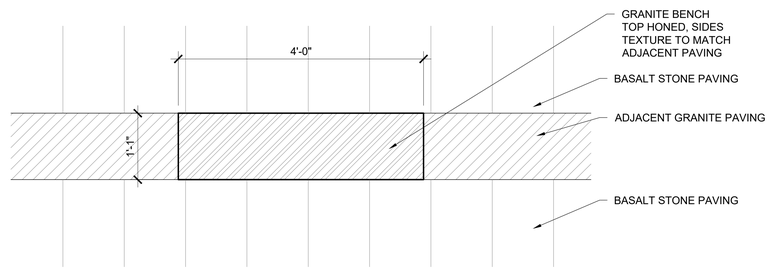

03 BENCH PLAN - 13" x 48" x 18"

SCALE: 1" = 1'-0"

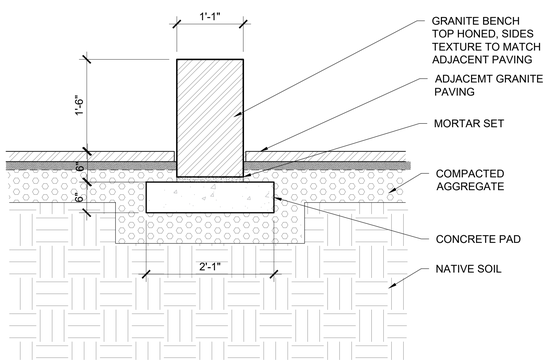

02 BENCH SECTION - 13" x 12" x 18"

SCALE: 1" = 1'-0"

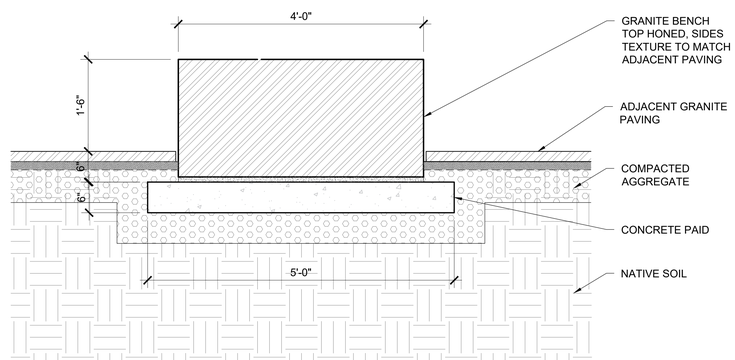

04 BENCH SECTION - 13" x 48" x 18"

SCALE: 1" = 1'-0"

LEAD CONSULTANT

CHEE SALETTE
ARCHITECT + LANDSCAPE ARCHITECT
1625 SOUTH CENTRAL AVENUE, GLENDALE, CA 91204
TEL : 747 240 6926

SUB CONSULTANT

The ideas and designs represented by this drawing, are prepared by CHEE SALETTE and are for the sole use with the World War II Japanese American Incarceration Monument.

CHEE SALETTE shall retain all common law, statutory and other reserved rights including copyright. The design shall not be used by others for any other purpose.

STAMP

REGULATORY APPROVALS

DRAWING ISSUANCE

NO.	ISSUE	DATE
1	PROGRESS	01/17/2025
2	100% SCHEMATIC DESIGN	01/31/2025
3	25% DESIGN DEVELOPMENT	02/21/2025
4	75% DESIGN DEVELOPMENT	04/25/2025
5	100% DESIGN DEVELOPMENT	10/09/2025
6	100% DESIGN DEVELOPMENT	11/07/2025
7	PLAN CHECK #01	12/23/2025
8	BID SET	03/22/2026

PROJECT NAME

WWII JAPANESE AMERICAN INCARCERATION MONUMENT

4045 190TH STREET
TORRANCE, CA 90504

TITLE

MONUMENT BENCH DETAILS

PROJECT
2024-16

SCALE
1'=1'-0"

DATE

SHEET NUMBER

A4.15

ORIGINAL SIZE: 30"x42"

©CSAO,INC.

Z:\2024-16_WWII CAMP WALL\03-DWG\A4.15-WWIM_MONUMENT BENCH DETAILS.DWG -- PLOTTED BY CSTCLS 11 ON 3/24/2026

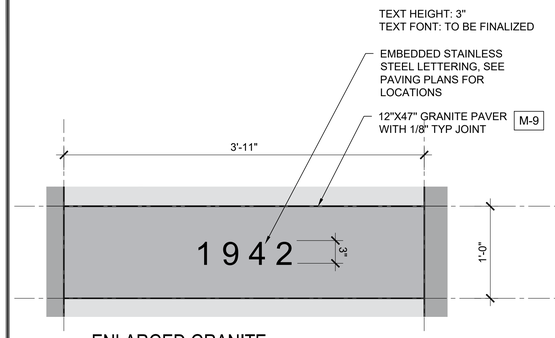

01 ENLARGED GRANITE PAVER WITH LETTERS
SCALE: 1-1/2"=1'-0"

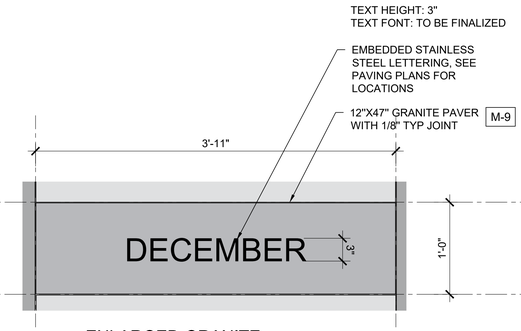

02 ENLARGED GRANITE PAVER WITH LETTERS
SCALE: 1-1/2"=1'-0"

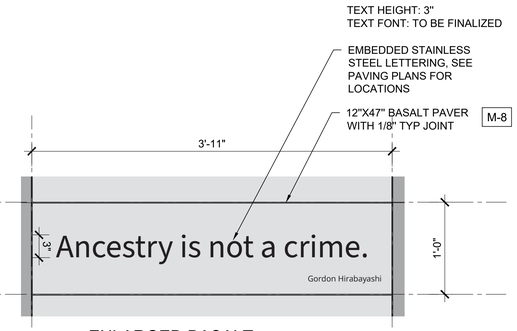

03 ENLARGED BASALT PAVER WITH LETTERS
SCALE: 1-1/2"=1'-0"

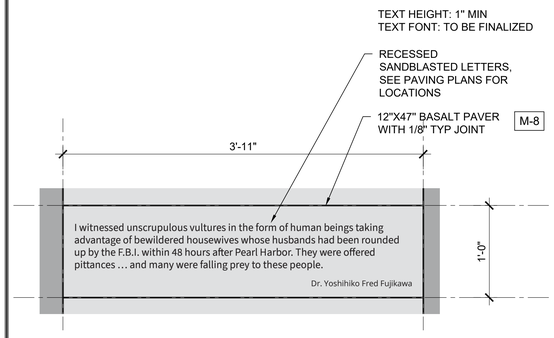

04 ENLARGED BASALT PAVER WITH LETTERS
SCALE: 1-1/2"=1'-0"

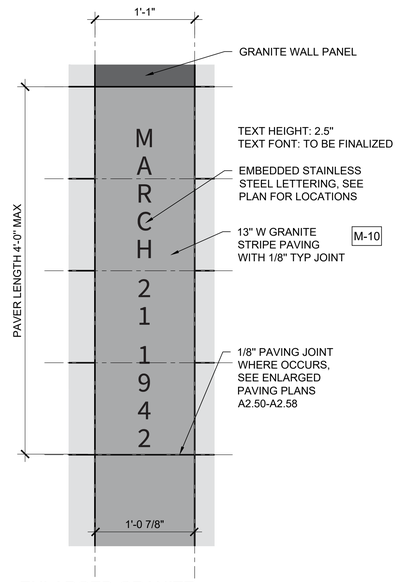

05 ENLARGED GRANITE STRIPE WITH LETTERS
SCALE: 1-1/2"=1'-0"

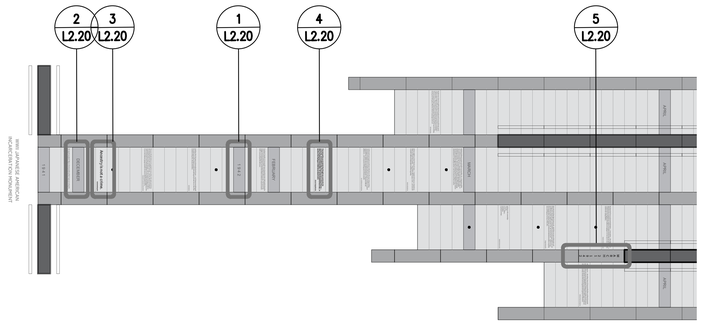

06 KEY PLAN
SCALE: 3/16"=1'-0"

EMBEDDED STAINLESS STEEL LETTERING EXAMPLES



CAST-IN-PLACE ON CONCRETE

ON STONE PAVERS

PAVERS WITH RAISED / RECESSED LETTERING EXAMPLES



RAISED LETTERING

RECESSED LETTERING

MATERIAL LEGEND

MONUMENT

SYMBOL	KEY	ITEM	QUANTITY	COLOR/FINISH SOURCE 1	SOURCE 2
	M-6	BLACK GRANITE PANEL TYPE 1	10,695 SF	RAVEN NOIR/ COLD SPRINGS BLACK/ ACADEMY BLACK, POLISHED FINISH	QUARRA VOLGA BLACK PREMIER, POLISHED FINISH
	M-7	BLACK GRANITE PANEL TYPE 2	410 SF	RAVEN NOIR/ COLD SPRINGS BLACK/ ACADEMY BLACK, DIAMOND FINISH	QUARRA VOLGA BLACK, HONED FINISH
	M-8	12"X47" BASALT PAVER (4% HAS TEXT ENGRAVING, SEE PLAN)	2,263 UNIT PAVERS = 8,864 SF	QUARRA BASALT SPOKEN FINISH	
	M-9	12"X47" GRANITE PAVER (62% HAS EMBEDDED STAINLESS STEEL LETTERING, SEE PLAN)	80 UNIT PAVERS = 314 SF	MESABI BLACK, RUB AND SAND FINISH	QUARRA BLACK, BRIGHT FINISH
	M-10	GRANITE STRIPE (4% HAS EMBEDDED STAINLESS STEEL LETTERING, SEE PLAN)	2,320 SF	RAVEN NOIR/ COLD SPRINGS BLACK/ ACADEMY BLACK, TEXTURED FINISH	QUARRA VOLGA BLACK, BRIGHT BLAST FINISH

LEAD CONSULTANT

CHEE SALETTE
ARCHITECT + LANDSCAPE ARCHITECT
1625 SOUTH CENTRAL AVENUE, GLENDALE, CA 91204
TEL : 747.240.6926

SUB CONSULTANT

The ideas and designs represented by this drawing, are prepared by CHEE SALETTE and are for the sole use with the World War II Japanese American Incarceration Monument.

CHEE SALETTE shall retain all common law, statutory and other reserved rights including copyright. The design shall not be used by others for any other purpose.

STAMP

LICENSED ARCHITECT
TINA CHEE
28208
6/30/2027
RENEWAL DATE
STATE OF CALIFORNIA

REGULATORY APPROVALS

DRAWING ISSUANCE

NO.	ISSUE	DATE
1	PROGRESS	01/17/2025
2	100% SCHEMATIC DESIGN	01/31/2025
3	25% DESIGN DEVELOPMENT	02/21/2025
4	75% DESIGN DEVELOPMENT	04/25/2025
5	100% DESIGN DEVELOPMENT	10/09/2025
6	100% DESIGN DEVELOPMENT	11/07/2025
7	PLAN CHECK #01	12/23/2025
8	BID SET	03/22/2026

PROJECT NAME
WWII JAPANESE AMERICAN INCARCERATION MONUMENT
4045 190TH STREET
TORRANCE, CA 90504

TITLE
ENLARGED GRAPHIC MAP PLAN

PROJECT
2024-16

SCALE
1-1/2" = 1'-0"

DATE

SHEET NUMBER
A4.20

ORIGINAL SIZE: 30"x42"

©CSAO,INC.

0' 6" 1' 2'

N

Z:\2024-16_WWII CAMP WALL\03-DWG\A4.20-WWIII_PAVER DETAILS.DWG - PLOTTED BY CSTCLS 11 ON 3/24/2026

NOTES:

1. PROVIDE GC-1 AT ALL EXTERIOR WALLS INCLUDING EXISTING BUILDING PER FINISH SPECIFICATIONS ON SHEET A5.01.
2. REFER TO FINISH MATERIALS LEGEND FOR ALL FINISH INFORMATION.
3. PRESSURE WASH EXISTING BUILDING EXTERIOR, PREP FOR GC-1 PER MANUFACTURER RECOMMENDATIONS.
4. GC TO SUBMIT SAMPLES OF PRECISION SPLIT FACE BLOCK FOR REVIEW BY THE ARCHITECT. IF BLOCK SAMPLE DOES NOT MATCH EXISTING BLOCK, PROVIDE PAINT ALLOWANCE FOR ENTIRE EXTERIOR FOR NEW RESTROOM BUILDING AND EXISTING RESTROOM BUILDING.
5. CLEAN, PREP AND PAINT EXISTING DOORS, FRAMES, AND ROLL DOWN SHUTTERS; COLOR TBD.
6. MATCH SLOPE OF EXISTING ROOF.
7. REFER TO SPECS PROVIDED FOR ALL PLUMBING FIXTURES & ACCESSORIES.

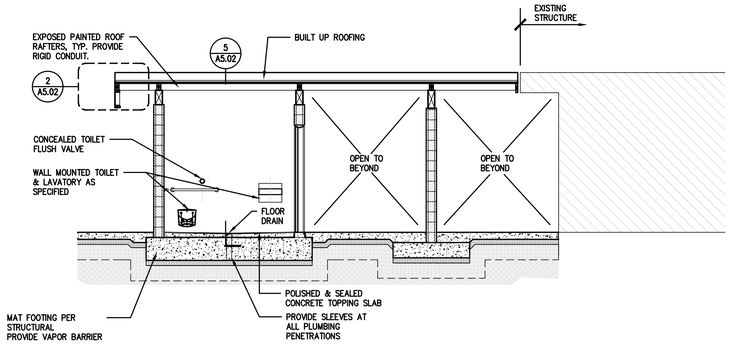

07 CROSS SECTION
SCALE: 1/4" = 1'-0"

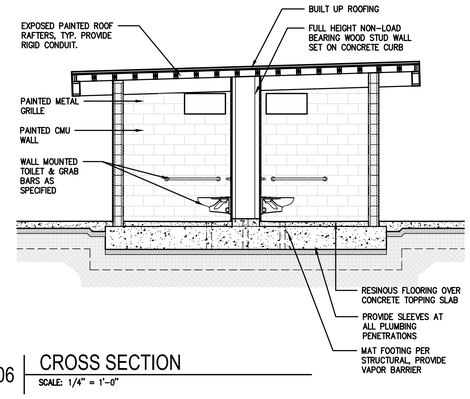

06 CROSS SECTION
SCALE: 1/4" = 1'-0"

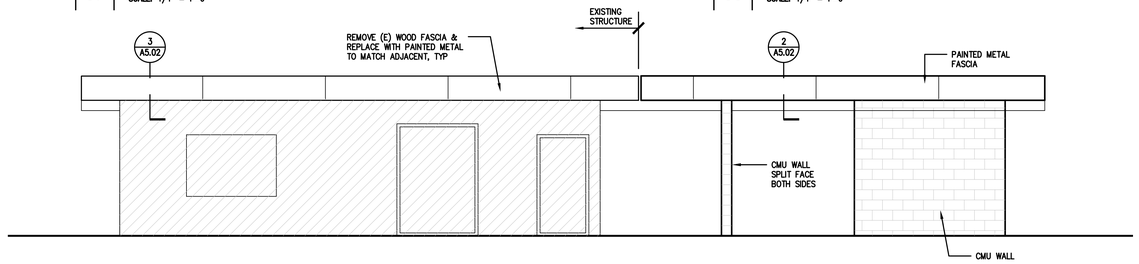

05 WEST ELEVATION
SCALE: 1/4" = 1'-0"

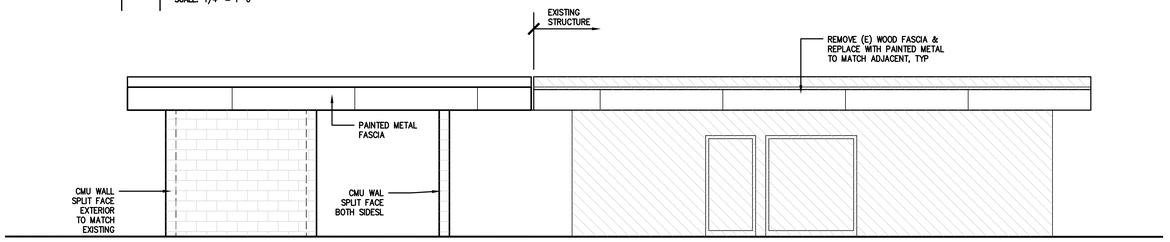

04 EAST ELEVATION
SCALE: 1/4" = 1'-0"

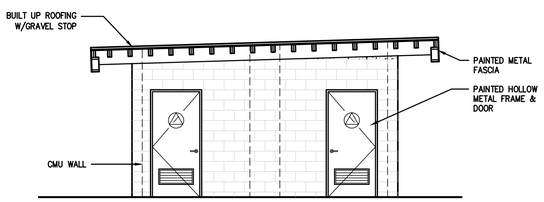

03 NORTH ELEVATION
SCALE: 1/4" = 1'-0"

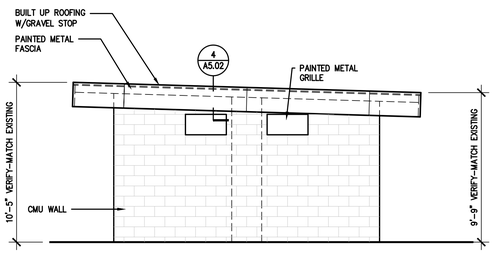

02 SOUTH ELEVATION
SCALE: 1/4" = 1'-0"

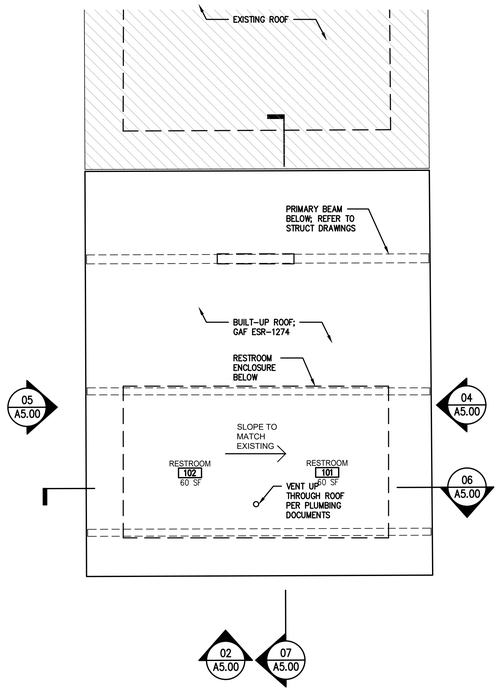

08 RESTROOM ROOF PLAN
SCALE: 1/4" = 1'-0"

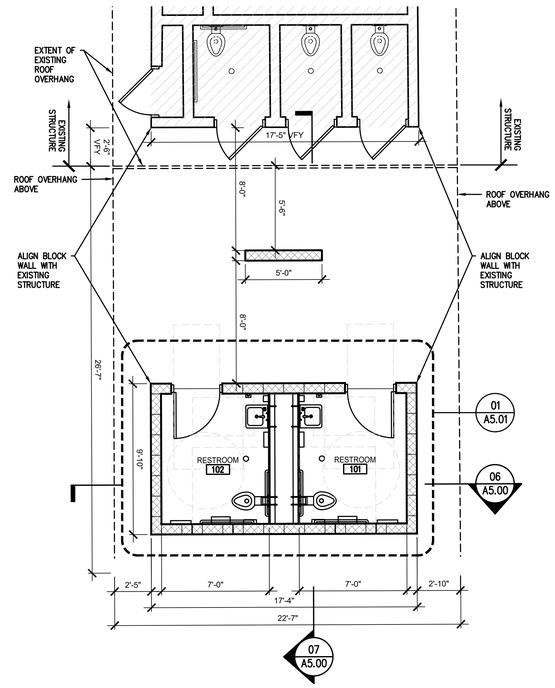

01 RESTROOM FLOOR PLAN
SCALE: 1/4" = 1'-0"

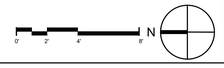

LEAD CONSULTANT

CHEE SALETTE
ARCHITECT + LANDSCAPE ARCHITECT
1625 SOUTH CENTRAL AVENUE, GLENDALE, CA 91204
TEL : 747.240.6926

SUB CONSULTANT

The ideas and designs represented by this drawing, are prepared by CHEE SALETTE and are for the sole use with the World War II Japanese American Incarceration Monument.

CHEE SALETTE shall retain all common law, statutory and other reserved rights including copyright. The design shall not be used by others for any other purpose.

STAMP

REGULATORY APPROVALS

DRAWING ISSUANCE

NO.	ISSUE	DATE
1	PROGRESS	01/17/2025
2	100% SCHEMATIC DESIGN	01/31/2025
3	25% DESIGN DEVELOPMENT	02/21/2025
4	75% DESIGN DEVELOPMENT	04/25/2025
5	100% DESIGN DEVELOPMENT	10/09/2025
6	100% DESIGN DEVELOPMENT	11/07/2025
7	PLAN CHECK #01	12/23/2025
8	BID SET	03/22/2026

PROJECT NAME

WWII JAPANESE AMERICAN INCARCERATION MONUMENT

4045 190TH STREET
TORRANCE, CA 90504

TITLE

RESTROOM PLAN, SECTION AND ELEVATIONS

PROJECT
2024-16

SCALE
1/4" = 1'-0"

DATE

ORIGINAL SIZE: 30"x42"

SHEET NUMBER

A5.00

©CSAO,INC.

F:\2024-16_WWII CAMP WALL\03-DWG\A5.00-WWIM_RESTROOM PLAN AND SECTIONS.DWG -- PLOTTED BY CSTCLS 11 ON 3/24/2026

DOOR SCHEDULE

DOOR NUMBER	OVERALL SIZE			DOOR		FRAME		DETAILS			FIRE RATING	ACOUSTIC RATING	CARD READER	HARDWARE GROUP	CLOSER	REMARKS
	WIDTH	HEIGHT	THICKNESS	MATERIAL	FINISH	MATERIAL	FINISH	HEAD	JAMB	SILL						
D01	3'-0"	6'-8"	1-3/4"	METAL	PT-3	METAL	PT-3	1/A-8.00	1/A-8.00	-	NO	NO	NO	A	YES	
D02	3'-0"	6'-8"	1-3/4"	METAL	PT-3	METAL	PT-3	1/A-8.00	1/A-8.00	-	NO	NO	NO	A	YES	

DOOR GENERAL NOTES:

1. EXIT DOORS SHALL BE OPENABLE FROM THE INSIDE WITHOUT THE USE OF KEYS, SPECIAL KNOWLEDGE, OR EFFORT. FLUSH BOLTS OR SURFACE BOLTS ARE PROHIBITED.
2. MAXIMUM EFFORT TO OPERATE DOORS SHALL NOT EXCEED 5 LBS FOR EXTERIOR DOORS AND 5 LBS FOR INTERIOR DOORS. SUCH PULL OR PUSH EFFORT BEING APPLIED AT RIGHT ANGLES TO HINGED DOORS AND AT THE CENTER PLANE OF SLIING OR FOLDING DOORS. WHEN FIRE DOORS ARE REQUIRED MAXIMUM EFFORT TO OPERATE DOORS MAY BE INCREASED TO MINIMUM ALLOWABLE BY THE APPROPRIATE AUTHORITY, NOT EXCEED 15 LBS.
3. IF CLOSER IS PROVIDED, IT SHALL BE LOCATED 78" MIN CLEAR AFF TO BOTTOM OF THE CLOSER.
4. ALL EGRESS DOOR OPERATION SHALL ALSO COMPLY WITH SECTION 1008.1.8-1008.1.8.6.
5. EGRESS DOORS SHALL BE OF THE PIVOTED OR SIDE HINGED SWINGING TYPE.

HARDWARE NOTES:

1. ALL ENTRY DOOR HARDWARE IS AND SHALL BE SINGLE ACTION. NO DOUBLE KEYED DEADBOLTS PERMITTED.
2. ALL HINGES SHALL MATCH THE FINISH OF EXTERIOR HARDWARE FINISH.

HARDWARE SET A:

3 EA	HINGES 4-1/2 X 4-1/2 5BB1	IVES	630
1 EA	KEYED LOCKSET L9056 LON INSIDE LEVER ALWAYS FREE FOR IMMEDIATE EGRESS OUTSIDE LEVER LOCKED UNTIL UNLOCKED BY THUMBTURN OR KEY ADA COMPLIANT TURN 09-509 X L583-363 INCLUDE N ESCUTCHEON W/INDICATOR L283-712|283-722	SCHLAGE	US32D
1 EA	CYLINDER - VERIFY KEYWAY		
1 EA	PULL SIDE CLOSER 4040XP W/PARALLEL ARM	LCN	689
1 EA	FLOOR STOP	IVES	US32D

FINISH SCHEDULE

ROOM	ROOM NUMBER	FLOOR	BASE	WALLS				CEILING	REMARKS
				NORTH	EAST	SOUTH	WEST		
RESTROOM	101	RF-1	RF-1	PT-2	PT-2	PT-2	SS-1	PT-1	-
RESTROOM	102	RF-1	RF-1	PT-2	SS-1	PT-2	PT-2	PT-1	-

FINISH MATERIALS LEGEND

TYPE	MATERIAL	MANUFACTURER	MODEL	COLOR/FINISH	SIZE/THICKNESS	NOTES
FLOOR/ WALL BASE FINISHES						
RF-1	RESINOUS FLOORING	STONHARD	-	-	-	-
WALL FINISHES:						
SS-1	STAINLESS STEEL	-	-	BRUSHED	PER ELEVATIONS	REFER TO DETAIL FOR INFO
GC-1	GRAFFITI COATING	-	-	CLEAR/MATTE	-	TYPICAL ALL WALLS
PAINTS AND COATINGS						
PT-1	PAINT	DUNN-EDWARDS	-	TBD	-	UNDERSIDE OF ROOF
PT-2	PAINT	DUNN-EDWARDS	-	TBD	-	INTERIOR SIDE OF CMU WALLS
PT-3	PAINT	DUNN-EDWARDS	-	TBD	-	DOORS, FRAME AND LOUVERS FOR NEW RESTROOMS AND EXISTING BUILDING
PT-4	PAINT	DUNN-EDWARDS	-	TBD	-	METAL FASCIA

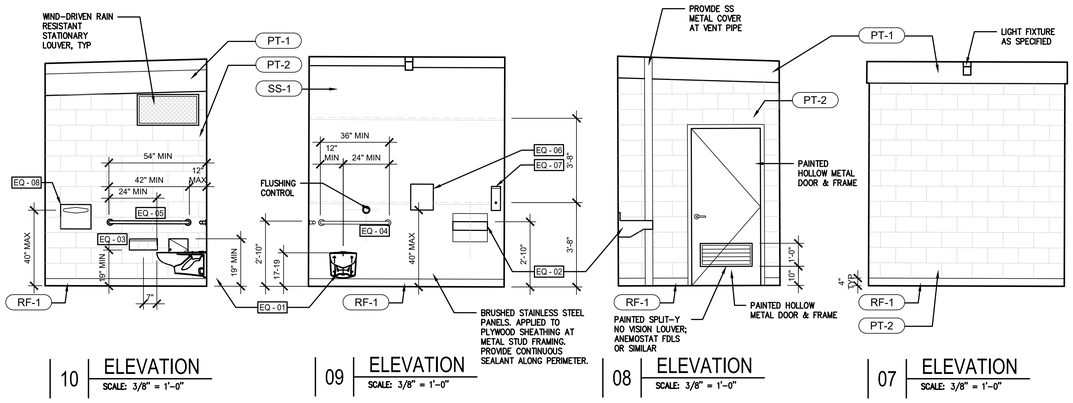

10 ELEVATION SCALE: 3/8" = 1'-0"

09 ELEVATION SCALE: 3/8" = 1'-0"

08 ELEVATION SCALE: 3/8" = 1'-0"

07 ELEVATION SCALE: 3/8" = 1'-0"

NOTES:
1. PROVIDE GC-1 AT ALL WALLS PER FINISH SPECIFICATIONS
2. REFER TO FINISH MATERIALS LEGEND FOR ALL FINISH INFORMATION

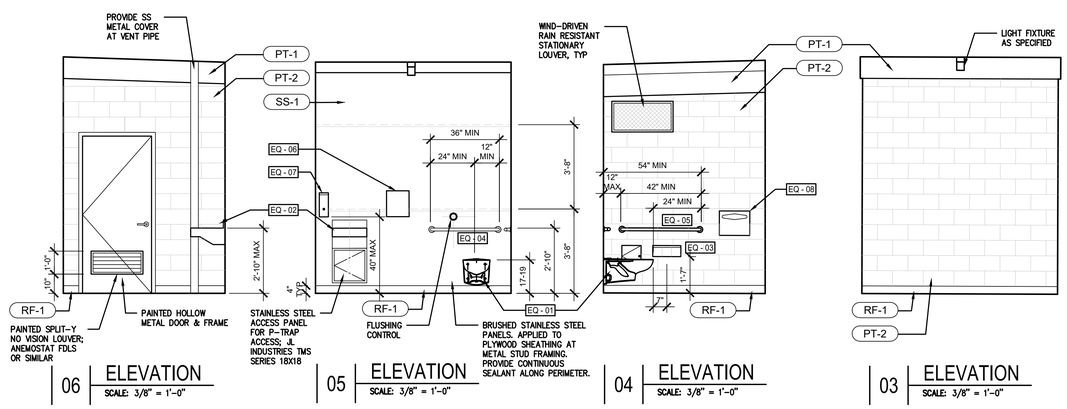

06 ELEVATION SCALE: 3/8" = 1'-0"

05 ELEVATION SCALE: 3/8" = 1'-0"

04 ELEVATION SCALE: 3/8" = 1'-0"

03 ELEVATION SCALE: 3/8" = 1'-0"

RESTROOM PLUMBING FIXTURES & ACCESSORIES

TYPE	DESCRIPTION	MANUFACTURER	MODEL NUMBER
EQ - 01	TOILET	ACORN	DURA-WARE 2105 SIPHON JET TOILET OFF FLOOR WITH CONCEALED SUPPLY; 1.28GPF FLUSH VALVE WITH INTEGRAL SEAT, ADA COMPLIANT
EQ - 02	LAVATORY / FAUCET	ACORN / ZURN	18" WALL MOUNTED LAVATORY PENALWARE 1652FALRB SERIES – ADA COMPLIANT – FRONT ACCESS. PROVIDE SINGLE HOLE CENTER. METERING FAUCET Z86100-XL
EQ - 03	TOILET PAPER DISPENSER	VANDAL STOP PRODUCTS	THREE ROLL STANDARD DISPENSER AA-HRTD-LCxJE 16 GA
EQ - 04	GRAB BAR 36"	ACORN	MODEL #1108-4
EQ - 05	GRAB BAR 48"	ACORN	MODEL #1108-5
EQ - 06	HAND DRYER	BOBRICK	B-7179 SURFACE MOUNTED AUTOMATIC HAND DRYER; 4" MAX PROJECTION
EQ - 07	SOAP DISPENSER	VANDAL STOP PRODUCTS	VSP-SD-PF BOXED LIQUID SOAP DISPENSER SURFACE MOUNTED 27oz
EQ - 08	SEAT COVER DISPENSER	VANDAL STOP PRODUCTS	VSP-TSCD TOILET SEAT COVER DISPENSER SURFACE MOUNTED
EQ - 09	SANITARY WASTE RECEPTACLE	VANDAL STOP PRODUCTS	VSP-SWR SANITARY WASTE RECEPTACLE SURFACE MOUNTED

SHEET NOTES

1. INSTALL ALL FIXTURES AND EQUIP PER MANUFACTURERS RECOMMENDATIONS.
2. REFER TO G0.10 FOR ADDITIONAL INFORMATION REGARDING ACCESSIBILITY REQUIREMENTS.
3. SUBMIT ALL PLUMBING FIXTURES, ACCESSORIES AND EQUIPMENT FOR REVIEW PRIOR TO PURCHASING.

NOTES:
1. PROVIDE GC-1 AT ALL EXTERIOR WALLS INCLUDING EXISTING BUILDING PER FINISH SPECIFICATIONS ON SHEET A5.01.
2. REFER TO FINISH MATERIALS LEGEND FOR ALL FINISH INFORMATION.
3. PRESSURE WASH EXISTING BUILDING EXTERIOR, PREP FOR GC-1 PER MANUFACTURER RECOMMENDATIONS.
4. GC TO SUBMIT SAMPLES OF PRECISION SPLIT FACE BLOCK FOR REVIEW BY THE ARCHITECT. IF BLOCK SAMPLE DOES NOT MATCH EXISTING BLOCK, PROVIDE PAINT ALLOWANCE FOR ENTIRE EXTERIOR FOR NEW RESTROOM BUILDING AND EXISTING RESTROOM BUILDING.
5. CLEAN, PREP AND PAINT EXISTING DOORS, FRAMES, AND ROLL DOWN SHUTTERS; COLOR TBD.
6. MATCH SLOPE OF EXISTING ROOF.
7. REFER TO SPECS PROVIDED FOR ALL PLUMBING FIXTURES & ACCESSORIES.

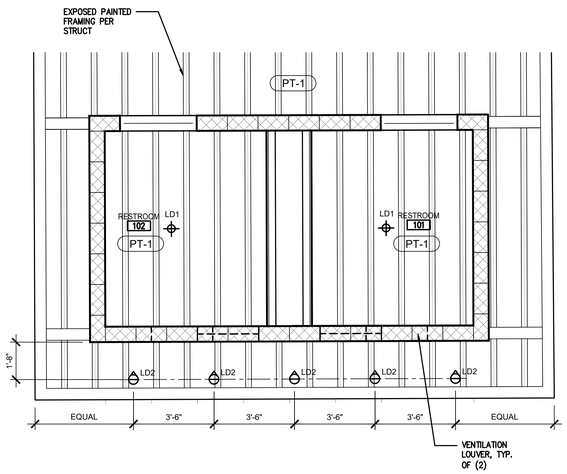

02 RESTROOM REFLECTED CEILING PLAN SCALE: 3/8" = 1'-0"

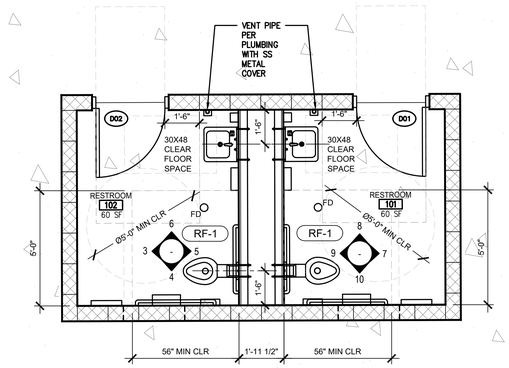

01 RESTROOM FLOOR PLAN SCALE: 3/8" = 1'-0"

LEAD CONSULTANT

CHEE SALETTE
ARCHITECT + LANDSCAPE ARCHITECT
1625 SOUTH CENTRAL AVENUE, GLENDALE, CA 91204
TEL : 747.240.6926

SUB CONSULTANT

The ideas and designs represented by this drawing, are prepared by CHEE SALETTE and are for the sole use with the World War II Japanese American Incarceration Monument.

CHEE SALETTE shall retain all common law, statutory and other reserved rights including copyright. The design shall not be used by others for any other purpose.

STAMP

LICENSED ARCHITECT
TINA CHEE
28208
Pr30/2027
RENEWAL DATE
STATE OF CALIFORNIA

REGULATORY APPROVALS

DRAWING ISSUANCE

NO.	ISSUE	DATE
1	PROGRESS	01/17/2025
2	100% SCHEMATIC DESIGN	01/31/2025
3	25% DESIGN DEVELOPMENT	02/21/2025
4	75% DESIGN DEVELOPMENT	04/25/2025
5	100% DESIGN DEVELOPMENT	10/09/2025
6	100% DESIGN DEVELOPMENT	11/07/2025
7	PLAN CHECK #01	12/23/2025
8	BID SET	03/22/2026

PROJECT NAME

WWII JAPANESE AMERICAN INCARCERATION MONUMENT

4045 190TH STREET
TORRANCE, CA 90504

TITLE

RESTROOM PLAN, RCP AND ELEVATIONS

PROJECT
2024-16

SCALE
1/4" = 1'-0"

DATE

SHEET NUMBER
A5.01

ORIGINAL SIZE: 30"x42"

©CSAO,INC.

P:\2024-16_WWII CAMP WALL\03-DWG\A5.01-WWIM_RESTROOM INTERIOR ELEVATIONS AND RCP.DWG – PLOTTED BY CSTOLS 11 ON 3/24/2026

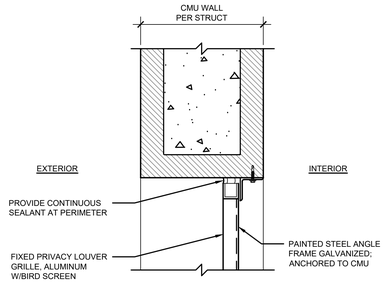

4 SECTION DETAIL AT LOUVER
SCALE: 3" = 1'-0"

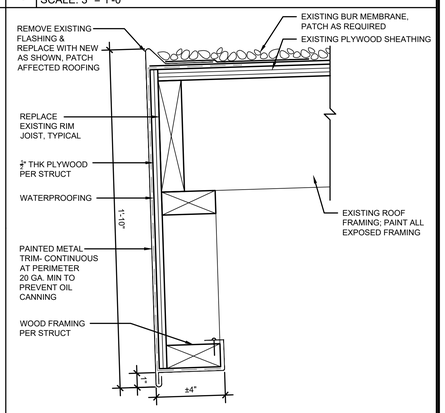

3 SECTION DETAIL AT EXISTING ROOF EDGE
SCALE: 3" = 1'-0"

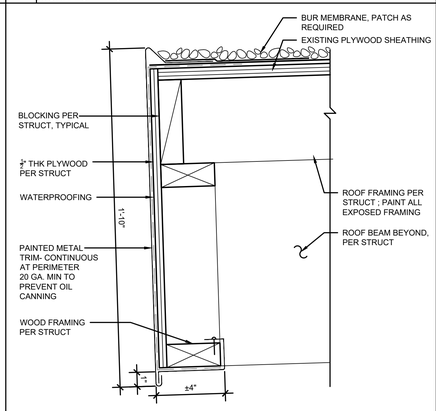

2 SECTION DETAIL AT ROOF EDGE
SCALE: 3" = 1'-0"

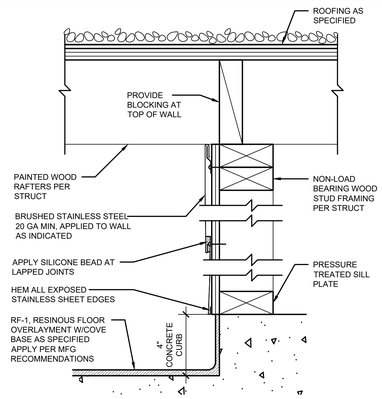

5 SECTION DETAIL AT INTERIOR WALL
SCALE: 3" = 1'-0"

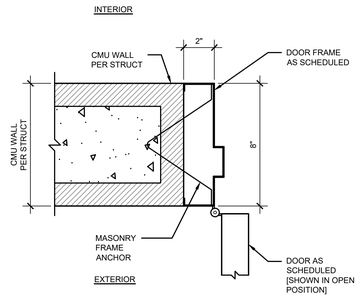

1 TYPICAL DOOR JAMB DETAIL
SCALE: 3" = 1'-0"

N

LEAD CONSULTANT

CHEE SALETTE
ARCHITECT + LANDSCAPE ARCHITECT
1625 SOUTH CENTRAL AVENUE, GLENDALE, CA 91204
TEL : 747.240.6926

SUB CONSULTANT

The ideas and designs represented by this drawing, are prepared by CHEE SALETTE and are for the sole use with the World War II Japanese American Incarceration Monument.

CHEE SALETTE shall retain all common law, statutory and other reserved rights including copyright. The design shall not be used by others for any other purpose.

STAMP

REGULATORY APPROVALS

DRAWING ISSUANCE

NO.	ISSUE	DATE
1	PROGRESS	01/17/2025
2	100% SCHEMATIC DESIGN	01/31/2025
3	25% DESIGN DEVELOPMENT	02/21/2025
4	75% DESIGN DEVELOPMENT	04/25/2025
5	100% DESIGN DEVELOPMENT	10/09/2025
6	100% DESIGN DEVELOPMENT	11/07/2025
7	PLAN CHECK #01	12/23/2025
8	BID SET	03/22/2026

PROJECT NAME

WWII JAPANESE AMERICAN INCARCERATION MONUMENT

4045 190TH STREET
TORRANCE, CA 90504

TITLE

RESTROOM EXTERIOR DETAILS

PROJECT
2024-16

SCALE
3" = 1'-0"

DATE

SHEET NUMBER

A5.02

ORIGINAL SIZE: 30"x42"

©CSAO,INC.

Z:\2024-16_WWII CAMP WALL\03-DWG\A5.02-WWIM_RESTROOM_EXT_DETAILS.DWG — PLOTTED BY CSTCLS 11 ON 3/24/2026

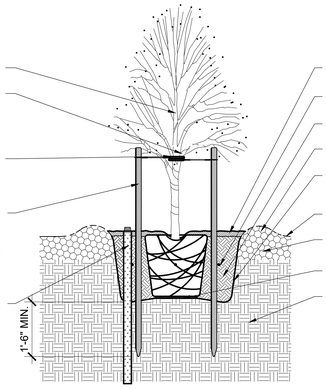

TREE, SET PLUMB. SEE PLANTING PLAN.

PROVIDE STAKE LENGTHS AND SECURE TIES AT LOWEST LEVEL AT WHICH THE TREE CAN BE ADEQUATELY SUPPORTED. MAX. HEIGHT AT 3/4 OF THE HEIGHT OF THE TREE.

TREE TIE, TYPICAL. PROVIDE IN LENGTH, SIZE, QUANTITY, AND TYPE PER SPECIFICATIONS. FIRMLY ATTACH TIES TO STAKES, TYP.

WOODEN TREE STAKE, TYP., SET PLUMB AT MIN. 3" FROM ROOTBALL EDGE. DRIVE STAKES FIRMLY (MIN. 1'-6" DEEP) INTO UNDISTURBED NATIVE SUBGRADE SOIL. STAKE TYPE, SIZE, AND QUANTITY PER SPECIFICATIONS. ALIGN STAKES PERPENDICULAR TO PREVAILING WINDS, TYPICAL.

TREE ROOT AERATION UNIT. REFER TO SPECS.

MULCH LAYER. REFER TO SPECIFICATIONS.

PLANTING TABLET, TYPICAL. REFER TO SPECS.

AMENDED PLANTING BACKFILL MIXTURE, TYP.

TEMPORARY WATERING BASIN.

TREE PLANTING PIT. REFER TO TREE PLANTING DETAIL.

FINISHED GRADE, TYPICAL.

SURFACE SOIL PREPARATION. REFER TO SPECS.

BOTTOM OF WOODEN PLANTING CONTAINER.

UNDISTURBED NATIVE SUBGRADE SOIL.

NOTE:
TREE STAKING SHALL BE AT THE CONTRACTOR'S OPTION. CONTRACTOR IS REQUIRED TO KEEP TREE VERTICAL AND PLUMB THROUGHOUT DURATION OF THE CONTRACT PERIOD. SHOULD CONTRACTOR ELECT TO GUY TREE, CONSULT WITH LANDSCAPE ARCHITECT PRIOR TO TAKING ACTION TO COORDINATE LOCATION AND SETTING OF GUY WIRES.

1 TREE STAKING

SCALE: N.T.S.

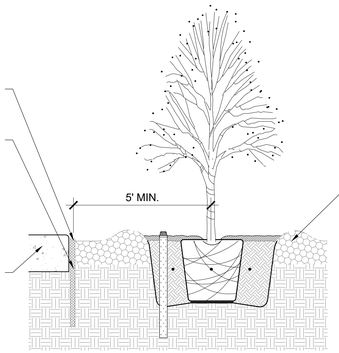

SET TOP OF ROOT CONTROL BARRIER AT 1/2" ABOVE FINISHED GRADE, TYPICAL.

ROOT CONTROL BARRIER, TYPICAL. REFER TO SPECIFICATIONS FOR TYPE AND DEPTH. SET BARRIER FLUSH, PLUMB, AND CONTINUOUSLY ALONG THE AREA OR ELEMENT BEING PROTECTED, WITH NO GAPS. INSTALL PER MFG.'S LATEST INSTRUCTIONS, REFER TO THE SPECIFICATIONS. BACKFILL TRENCH/EXCAVATION WITH NATIVE SUBGRADE SOIL, TYPICAL.

PAVEMENT TO BE PROTECTED BY ROOT CONTROL BARRIER, TYPICAL. ROOT CONTROL BARRIER SHALL BE PROVIDED WHERE TREE TRUNK IS A MINIMUM OF 5'-0" FROM THE PAVEMENT OR SITE FEATURE BEING PROTECTED.

SURFACE SOIL PREPARATION. REFER TO SPECS.

EXTEND ROOT CONTROL BARRIER TO A MINIMUM LINEAR DIMENSION OF 10' BEYOND THE TREE TRUNK IN EACH DIRECTION, TYPICAL.

LINE OF PAVEMENT EDGE

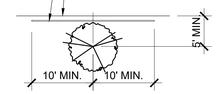

PLAN

2 ROOT CONTROL BARRIER AT CONCRETE SLAB EDGE

SCALE: N.T.S.

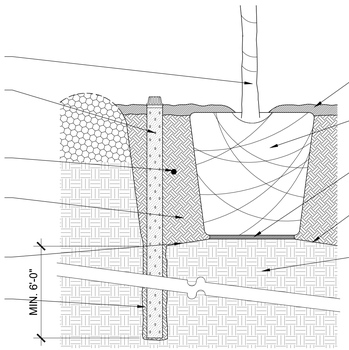

TRUNK OF SHADE/FLOWERING TREE.

TREE ROOT AERATION UNIT (TREE CHIMNEY) ASSEMBLY, TYPICAL. ASSEMBLY INCLUDES PERFORATED PIPE, FILTER FABRIC WRAP, AND GRATE. REFER TO SPECIFICATIONS FOR TYPE(S) SIZE(S), AND QUANTITY. SET UNIT PLUMB, TYP.

PLANTING TABLET/PACKET, TYP. REFER TO SPECS FOR TYPES AND APPLICATION RATES.

AMENDED PLANTING BACKFILL MIXTURE. REFER TO SPECIFICATIONS. WATER AND TAMP TO REMOVE AIR POCKETS.

PROVIDE POSITIVE DRAINAGE AWAY FROM BOTTOM OF ROOTBALL, TYPICAL.

AUGER INTO UNDISTURBED NATIVE SUBGRADE SOIL TO INDICATED DEPTH, MINIMUM. EXCAVATION MUST PENETRATE IMPERMEABLE SOIL LAYER(S), TYPICAL. BACKFILL WITH EXCAVATED SOIL.

MULCH LAYER. REFER TO SPECIFICATIONS FOR TYPE AND COVERAGE DEPTH, TYPICAL. HOLD MULCH AWAY FROM TRUNK OF TREE.

TREE ROOTBALL (WELL ROOTED). SET ROOTBALL CROWN AT 1" ABOVE FINISHED GRADE, TYPICAL.

BOTTOM OF WOODEN PLANTING CONTAINER. (24" BOX AND LARGER NURSERY STOCK).

TREE PLANTING PIT. SCARIFY SIDES, AND PROVIDE COMPACTED BOTTOM AT ROOTBALL OF TREE. PLANTING PIT SIZE AT MIN. 2X THE TREE ROOTBALL DIAMETER, TYPICAL.

UNDISTURBED NATIVE SUBGRADE SOIL

NOTE: IF PLANTING PIT DOES NOT PROVIDE ADEQUATE DRAINAGE, CONTACT LANDSCAPE ARCHITECT PRIOR TO PLANTING FOR FURTHER DIRECTION.

3 TREE ROOT AERATION UNIT (TREE CHIMNEY)

SCALE: N.T.S.

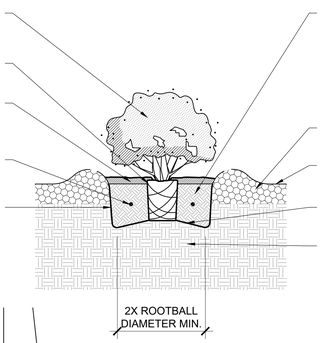

SHRUB, SET PLUMB. REFER TO PLANT LIST AND SPECIFICATIONS FOR SPECIES, FORM, HEIGHT, AND/OR SPREAD REQUIREMENTS.

SHRUB ROOT BALL (WELL ROOTED). SET ROOTBALL CROWN AT 2" ABOVE FIN. GRADE.

3" MULCH LAYER, TYP. REFER TO SPECIFICATIONS FOR TYPE AND COVERAGE DEPTH. HOLD MULCH AWAY FROM BASE OF SHRUB, TYPICAL.

PLANTING TABLET/PACKET, TYP. REFER TO SPECS. FOR TYPES AND APPLICATION RATES.

SHRUB PLANTING PIT. SCARIFY SIDES, AND PROVIDE COMPACTED BOTTOM AT ROOTBALL OF SHRUB. PLANTING PIT SIZE AT MIN. 2X THE SHRUB ROOTBALL DIAMETER, TYPICAL.

AMENDED PLANTING BACKFILL MIXTURE. REFER TO SPECIFICATIONS. WATER AND TAMP ACCORDINGLY TO REMOVE AIR POCKETS.

SURFACE SOIL PREPARATION, REFER TO SPECS.

FINISHED GRADE, TYPICAL.

PROVIDE POSITIVE DRAINAGE AWAY FROM BOTTOM OF ROOTBALL, TYPICAL.

NATIVE SOIL

4 SHRUB PLANTING

SCALE: N.T.S.

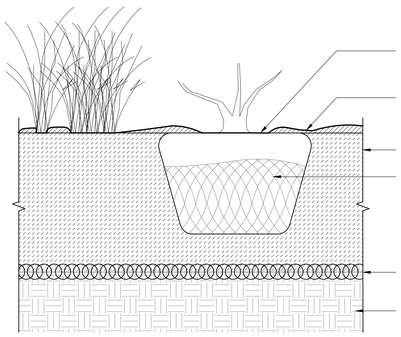

START OF ROOT FLARE TO ALIGN WITH TOP OF FINISH GRADE

2" THICK MULCH LAYER, DO NOT PLACE MULCH WITHIN 3" OF TRUNK OR STEM

SEE SOILS PLAN FOR SOIL PROFILE

CAREFULLY REMOVE CONTAINER WITHOUT DAMAGING ROOT BALL ON PLANT. REMOVE SOIL AS NECESSARY TO UNCOVER ROOT FLARE.

SCARIFY PREPARED SUBGRADE TO 6" DEPTH TYP.

PREPARED SUBGRADE, SEE CIVIL DWGS

5 SHRUB ON GRADE TYP.

SCALE: 1" = 1'-0"

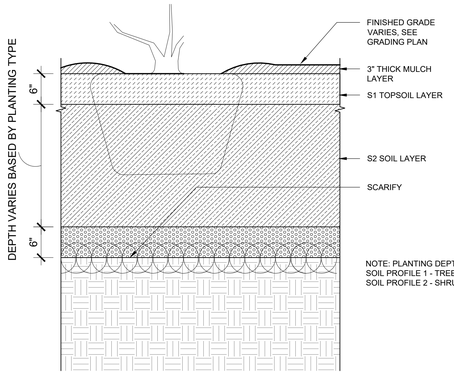

FINISHED GRADE VARIES, SEE GRADING PLAN

3" THICK MULCH LAYER

S1 TOPSOIL LAYER

S2 SOIL LAYER

SCARIFY

NOTE: PLANTING DEPTHS FOR S2 SOIL LAYER:
SOIL PROFILE 1 - TREE ON GRADE: 3' - 0"
SOIL PROFILE 2 - SHRUB ON GRADE: 2' - 0"

6 SOIL PROFILE - PLANTING SOIL AT TREE, SHRUB, AND GROUNDCOVER

SCALE: 1" = 1'-0"

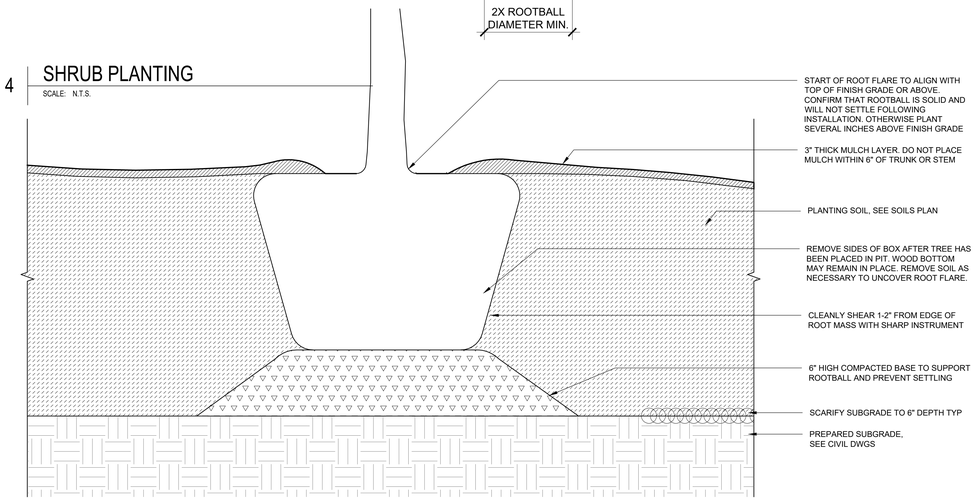

START OF ROOT FLARE TO ALIGN WITH TOP OF FINISH GRADE OR ABOVE. CONFIRM THAT ROOTBALL IS SOLID AND WILL NOT SETTLE FOLLOWING INSTALLATION. OTHERWISE PLANT SEVERAL INCHES ABOVE FINISH GRADE

3" THICK MULCH LAYER. DO NOT PLACE MULCH WITHIN 6" OF TRUNK OR STEM

PLANTING SOIL, SEE SOILS PLAN

REMOVE SIDES OF BOX AFTER TREE HAS BEEN PLACED IN PIT. WOOD BOTTOM MAY REMAIN IN PLACE. REMOVE SOIL AS NECESSARY TO UNCOVER ROOT FLARE.

CLEANLY SHEAR 1-2" FROM EDGE OF ROOT MASS WITH SHARP INSTRUMENT

6" HIGH COMPACTED BASE TO SUPPORT ROOTBALL AND PREVENT SETTLING

SCARIFY SUBGRADE TO 6" DEPTH TYP

PREPARED SUBGRADE, SEE CIVIL DWGS

7 TREE ON GRADE TYP.

SCALE: 1" = 1'-0"

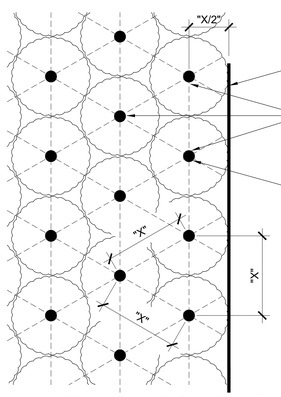

NOTE: DIAGRAM REFERS TO ALL PLANT SPACING UNLESS OTHERWISE NOTED, TYPICAL.

EDGE CONDITION (CONCRETE PAVEMENT, EDGING MATERIAL, WALL, FENCE, BUILDING FACADE, ETC.)

TRIANGULAR SPACING FOR OPTIMUM COVERAGE, TYPICAL.

CENTER OF PLANT (SHRUB, GROUNDCOVER, ETC.) TYPICAL. REFER TO PLANT LIST FOR TYPE, SIZE AND SPACING REQUIREMENTS.

NOTES:
"X" = SPACE PLANTS ACCORDING TO THE ON-CENTER (OC) PLANT SPACING AS NOTED IN THE PLANTING PLANS, TYPICAL.
"X/2" = SPACE PLANTS ACCORDING TO 1/2 THE ON-CENTER PLANT SPACING AS NOTED IN THE PLANTING PLANS, TYPICAL.

8 TRIANGULAR SPACING DIAGRAM

SCALE: N.T.S.

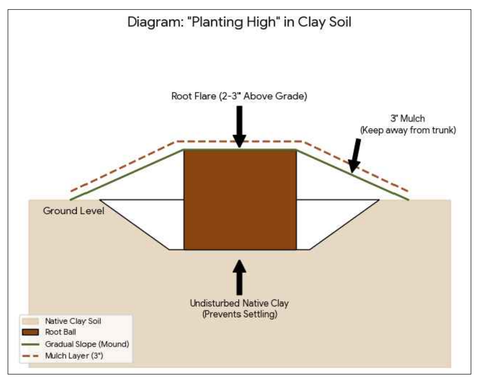

9 PLANTING TREE HIGH DIAGRAM

SCALE: N.T.S.

LEAD CONSULTANT

CHEE SALETTE
ARCHITECT + LANDSCAPE ARCHITECT
1625 SOUTH CENTRAL AVENUE, GLENDALE, CA 91204
TEL : 747 245 6926

SUB CONSULTANT

The ideas and designs represented by this drawing, are prepared by CHEE SALETTE and are for the sole use with the World War II Japanese American Incarceration Monument.

CHEE SALETTE shall retain all common law, statutory and other reserved rights including copyright. The design shall not be used by others for any other purpose.

STAMP

REGULATORY APPROVALS

DRAWING ISSUANCE

NO.	ISSUE	DATE
1	PROGRESS	01/17/2025
2	100% SCHEMATIC DESIGN	01/31/2025
3	25% DESIGN DEVELOPMENT	02/21/2025
4	75% DESIGN DEVELOPMENT	04/25/2025
5	100% DESIGN DEVELOPMENT	10/09/2025
6	100% DESIGN DEVELOPMENT	11/07/2025
7	PLAN CHECK #01	12/23/2025
8	BID SET	03/22/2026

PROJECT NAME

WWII JAPANESE AMERICAN INCARCERATION MONUMENT

4045 190TH STREET
TORRANCE, CA 90504

TITLE

LANDSCAPE DETAILS - PLANTING

PROJECT
2024-16

SCALE
AS NOTED

DATE

SHEET NUMBER

A7.00

ORIGINAL SIZE: 30"x42"

©CSAO,INC.

Z:\2024-16_WWII CAMP WALL\03-DWG\A7.00-WWIII_LANDSCAPE DETAILS-PLANTING.DWG - PLOTTED BY CSTOLS 11 ON 3/24/2026

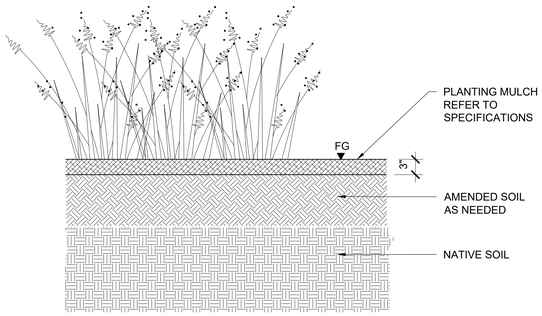

1 PLANTING MULCH SECTION
SCALE: 1"=1'-0"

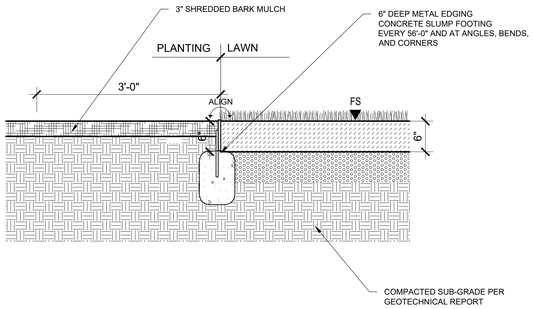

2 METAL EDGING
SCALE: 1"=1'-0"

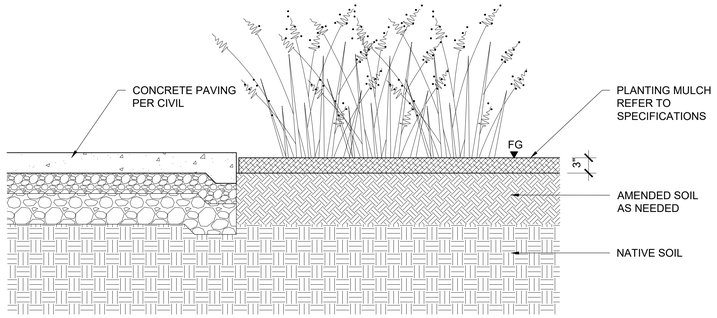

3 EDGE AT PLANTING
SCALE: 1"=1'-0"

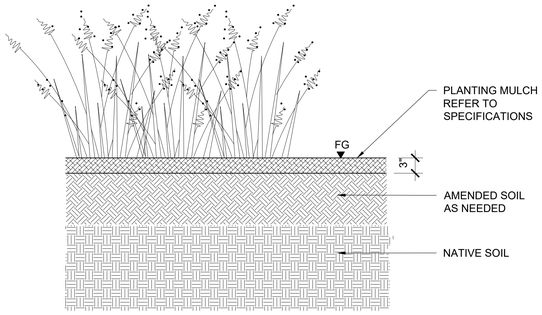

4 PLANTING MULCH SECTION
SCALE: 1"=1'-0"

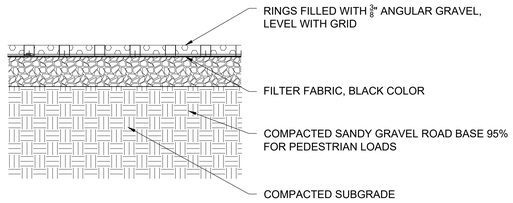

5 GRAVEL GRID SECTION
SCALE: 1"=1'-0"

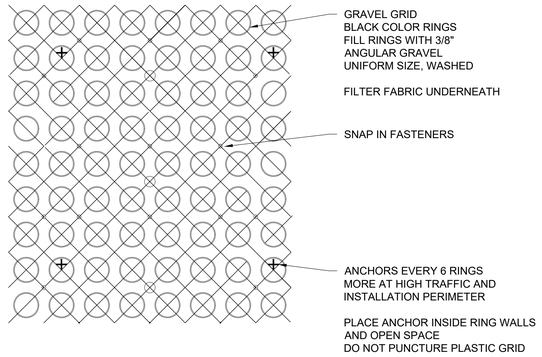

6 GRAVEL GRID PLAN - INVISIBLE STRUCTURES
SCALE: 1"=1'-0"

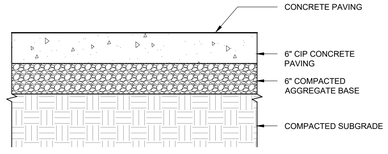

7 PEDESTRIAN CONCRETE ON GRADE
SCALE: 1" = 1'-0"

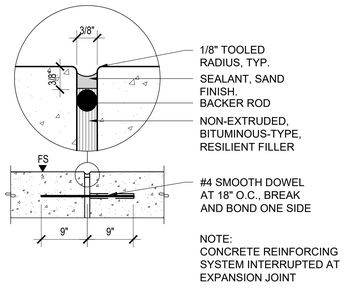

8 CONCRETE PAVING EXPANSION JOINTS SECTION
SCALE: N.T.S.

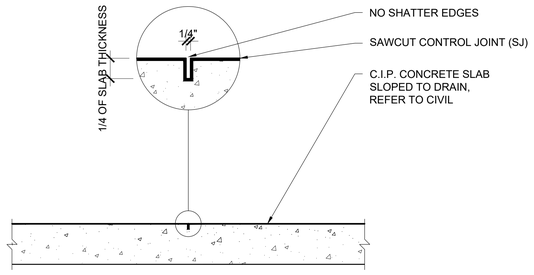

9 SAWCUT CONTROL JOINT SECTION
SCALE: N.T.S.

LEAD CONSULTANT

CHEE SALETTE
ARCHITECT + LANDSCAPE ARCHITECT
1625 SOUTH CENTRAL AVENUE, GLENDALE, CA 91204
TEL : 747 240 6926

SUB CONSULTANT

The ideas and designs represented by this drawing, are prepared by CHEE SALETTE and are for the sole use with the World War II Japanese American Incarceration Monument.

CHEE SALETTE shall retain all common law, statutory and other reserved rights including copyright. The design shall not be used by others for any other purpose.

STAMP

REGULATORY APPROVALS

DRAWING ISSUANCE

NO.	ISSUE	DATE
1	PROGRESS	01/17/2025
2	100% SCHEMATIC DESIGN	01/31/2025
3	25% DESIGN DEVELOPMENT	02/21/2025
4	75% DESIGN DEVELOPMENT	04/25/2025
5	100% DESIGN DEVELOPMENT	10/09/2025
6	100% DESIGN DEVELOPMENT	11/07/2025
7	PLAN CHECK #01	12/23/2025
8	BID SET	03/22/2026

PROJECT NAME

WWII JAPANESE AMERICAN INCARCERATION MONUMENT
4045 190TH STREET
TORRANCE, CA 90504

TITLE

LANDSCAPE DETAILS - HARDSCAPE

PROJECT
2024-16

SCALE
AS NOTED

DATE

SHEET NUMBER
A7.01

ORIGINAL SIZE: 30"x42"

©CSAO,INC.

F:\2024-16_WWII CAMP WALL\03-DWG\A7.01-WWIM_LANDSCAPE DETAILS-HARDSCAPE.DWG - PLOTTED BY CSTOLS 11 ON 3/24/2026

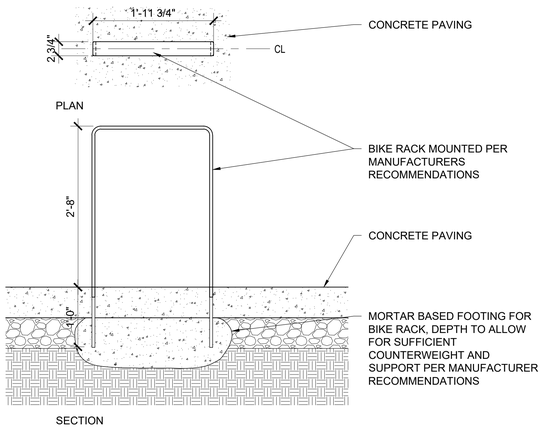

3 BIKE RACK MOUNTING DETAILS

SCALE: 1"=1'-0"

4 PARK SIGN RENDERING

SCALE: NTS

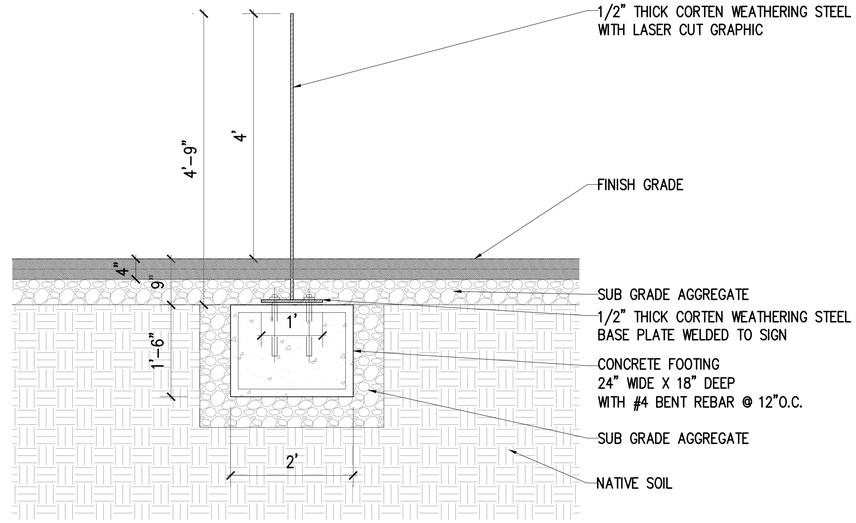

5 PARK SIGN MOUNTING SECTION

SCALE: 1"=1'-0"

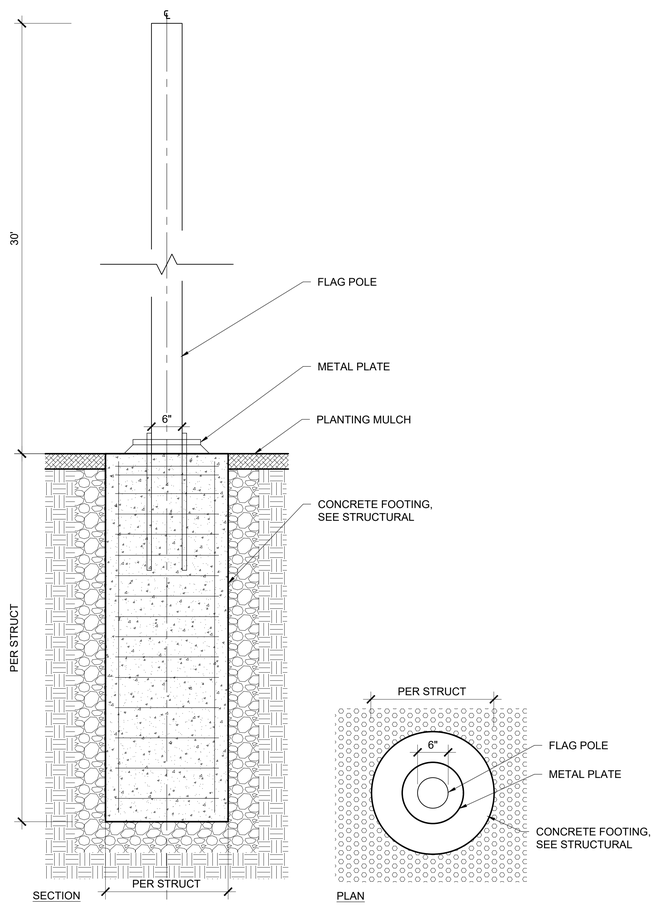

NOTE: DETAIL EXEMPT FROM REVIEW PER DSA IR A-22.

2 FLAG POLE DETAILS

SCALE: 1"=1'-0"

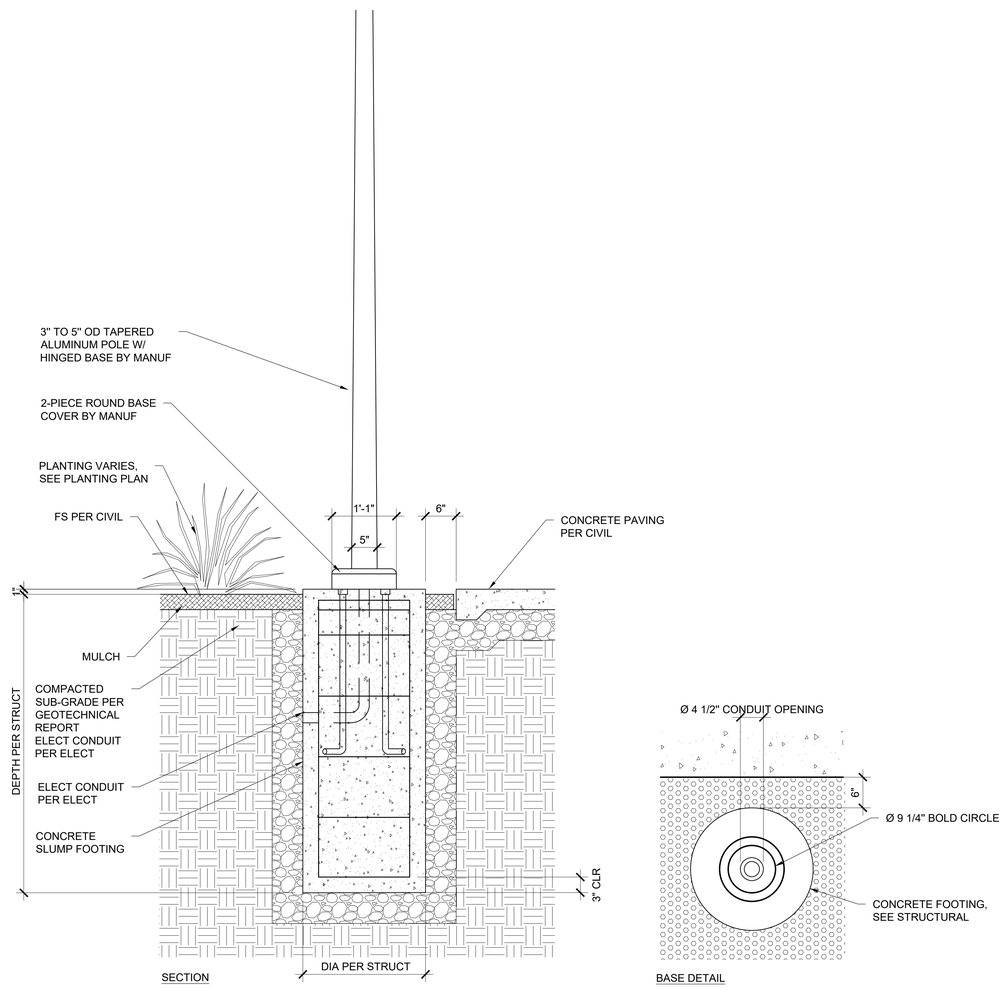

NOTE: STANDARD 0.75 X 17.00 X 3.00 ANCHOR BOLTS AND TEMPLATE SUPPLIED WITH POLE OR IN ADVANCE

1 LB 2 LIGHT POLE DETAILS

SCALE: 1"=1'-0"

LEAD CONSULTANT

CHEE SALETTE
ARCHITECT + LANDSCAPE ARCHITECT
1625 SOUTH CENTRAL AVENUE, GLENDALE, CA 91204
TEL : 747 240 6926

SUB CONSULTANT

The ideas and designs represented by this drawing, are prepared by CHEE SALETTE and are for the sole use with the World War II Japanese American Incarceration Monument.

CHEE SALETTE shall retain all common law, statutory and other reserved rights including copyright. The design shall not be used by others for any other purpose.

STAMP

REGULATORY APPROVALS

DRAWING ISSUANCE

NO.	ISSUE	DATE
1	PROGRESS	01/17/2025
2	100% SCHEMATIC DESIGN	01/31/2025
3	25% DESIGN DEVELOPMENT	02/21/2025
4	75% DESIGN DEVELOPMENT	04/25/2025
5	100% DESIGN DEVELOPMENT	10/09/2025
6	100% DESIGN DEVELOPMENT	11/07/2025
7	PLAN CHECK #01	12/23/2025
8	BID SET	03/22/2026

PROJECT NAME

WWII JAPANESE AMERICAN INCARCERATION MONUMENT

4045 190TH STREET
TORRANCE, CA 90504

TITLE

LANDSCAPE DETAILS

PROJECT
2024-16

SCALE
AS NOTED

DATE

SHEET NUMBER
A7.02

ORIGINAL SIZE: 30"x42"

©CSAO,INC.

Z:\2024-16_WWII CAMP WALL\03-DWG\A7.02-WWIII_LANDSCAPE DETAILS-MISC.DWG - PLOTTED BY CSTCLS 11 ON 3/24/2026